

MIL "ON" DTC P0401

Service
 Category Engine/Hybrid System

Section Emission Control

Market USA

Toyota Supports
 ASE Certification 

Applicability

YEAR(S)	MODEL(S)	ADDITIONAL INFORMATION
2010, 2012	Prius PHV	
2012	Prius V	
2010 – 2012	Prius	

Introduction

Some 2010 – 2012 model year Prius vehicles equipped with a 2ZR-FXE engine may exhibit a MIL "ON" condition with Diagnostic Trouble Code (DTC) P0401 (*Exhaust Gas Recirculation Flow Insufficient Detected*) present. The Exhaust Gas Recirculation (EGR) Valve has been improved to address this condition.

Production Change Information

This bulletin applies to vehicles produced **BEFORE** the Production Change Effective VINs shown below.

MODEL	ENGINE	PLANT	PRODUCTION CHANGE EFFECTIVE VIN
Prius	2ZR-FXE	Tsutsumi	JTDKN3DU#C0335785
		Toyota Auto Body	JTDKN3DU#C5474775
Prius V		Tsutsumi	JTDZN3EU#C3149807
Prius PHV			JTDKN3DP#C3019094

Parts Information

PART NUMBER		PART NAME	QTY
PREVIOUS	NEW		
25620-37110	25620-37120	Valve Assy, EGR	1
25627-37010		Gasket, EGR Valve	1
25634-37010		Gasket, EGR Pipe	1

MIL "ON" DTC P0401
Warranty Information

OP CODE	DESCRIPTION	TIME	OFF	T1	T2
EG1307	R & R Exhaust Recirculation Valve	1.9	25620-37110	8A	54

APPLICABLE WARRANTY

- This repair is covered under the Toyota Basic Warranty. This warranty is in effect for 36 months or 36,000 miles, whichever occurs first, from the vehicle's in-service date.
- For California specification Prius and Prius PHV vehicles sold, registered, and operated in Arizona ('12 MY only), California, Connecticut, Maine, Maryland (starting with '11 MY), Massachusetts, New Jersey, New Mexico ('10-'11 MY only), New York, Oregon, Rhode Island, and Vermont, the Exhaust Recirculation Valve is covered under the California Emission Warranty. This warranty is in effect for 180 months or 150,000 miles, whichever occurs first, from the vehicle's in-service date.
- For California specification Prius and Prius PHV vehicles sold, registered, and operated in Pennsylvania and Washington, the Exhaust Recirculation Valve is covered under the California Emission Control Warranty which is in effect for 84 months or 70,000 miles, whichever occurs first, from the vehicle's in-service date.
- For California specification Prius V vehicles sold, registered, and operated in Arizona ('12 MY only), California, Connecticut, Maine, Maryland, Massachusetts, New Jersey, Oregon, Pennsylvania, Rhode Island, Vermont, and Washington, the Exhaust Recirculation Valve is covered under the California Emission Warranty. This warranty is in effect for 84 months or 70,000 miles, whichever occurs first, from the vehicle's in-service date.
- Warranty application is limited to occurrence of the specified condition described in this bulletin.

Required Tools & Equipment

REQUIRED EQUIPMENT	SUPPLIER	PART NUMBER	QTY
Techstream 2.0*	ADE	TS2UNIT	1
TIS Techstream		TSPKG1	
Techstream Lite		TSLITEDLR01	

* Essential SST.

NOTE

- Only ONE of the Techstream units listed above is required.
- Software version 8.10.021 or later is required.
- Additional Techstream units may be ordered by calling Approved Dealer Equipment (ADE) at 1-800-368-6787.

MIL "ON" DTC P0401

Required Tools & Equipment (Continued)

REQUIRED MATERIAL	QUANTITY
Heat-resistant Vinyl Tape	As Needed

Repair Procedure

1. Use Techstream to check for DTCs and confirm the condition is present as described in the Introduction.
2. Remove and replace the Exhaust Gas Recirculation (EGR) Valve with the updated part.

Refer to the Technical Information System (TIS), applicable model and model year Repair Manual:


- 2010 / 2011 / 2012 Prius:
Engine/Hybrid System – Emission Control – “2ZR-FXE Emission Control: EGR Valve: Removal”
- 2012 Prius V:
Engine/Hybrid System – Emission Control – “2ZR-FXE Emission Control: EGR Valve: Removal”
- 2010 / 2012 Prius PHV:
Engine/Hybrid System – Emission Control – “2ZR-FXE Emission Control: EGR Valve: Removal”
- 2010 / 2011 / 2012 Prius:
Engine/Hybrid System – Emission Control – “2ZR-FXE Emission Control: EGR Valve: Installation”
- 2012 Prius V:
Engine/Hybrid System – Emission Control – “2ZR-FXE Emission Control: EGR Valve: Installation”
- 2010 / 2012 Prius PHV:
Engine/Hybrid System – Emission Control – “2ZR-FXE Emission Control: EGR Valve: Installation”

MIL "ON" DTC P0401**Repair Procedure (Continued)**

3. Modify the wire harness using the following procedure.

A. Remove the vinyl tape wrapped around the main harness and the EGR harness.

Figure 1.



B. Wrap the exposed zip tie 7 – 8 times with the heat-resistant vinyl tape.

Figure 2.

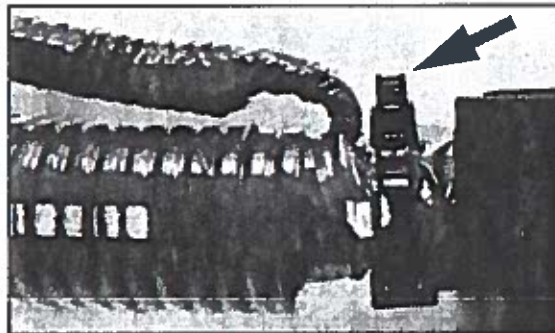



Figure 3.



C. Connect the EGR harness to the new EGR Valve.

4. Clear all DTCs using Techstream, test drive vehicle, and confirm that no pending codes are present.