

Technical Service Information

NAVISTAR[®]

TSI-13-12-18

Date: OCTOBER 2013

Subject File: ENGINE

Subject: High Temperature Exhaust Gas Recirculation (EGR) Cooler Housing to Mid-Plate Alignment

Engine Family: MaxxForce[®] 11 and 13 (EPA 10)

Engine Family: MaxxForce[®] 13 (EPA 10) with HD-OBD

Engine Family: N13 (EPA 10) with SCR

DESCRIPTION

This TSI is to notify the field that it is **NORMAL** to have an EGR cooler housing bolt hole pattern that is not directly lined up with EGR cooler mid-plate. This TSI shows how to correct misalignment.

PARTS INFORMATION

No parts required.

SERVICE PROCEDURE

! **WARNING:** Always wear safe eye protection when performing vehicle maintenance. Failure to do so may result in personal injury and / or death.

NOTE: When receiving a new HT EGR cooler assembly, the HT EGR cooler may have a misaligned bolt hole pattern from the EGR cooler housing to EGR cooler mid-plate. This is normal due to shipping and the assembly process. **DO NOT ORDER ANOTHER HT EGR COOLER.**




Figure 1. Mid-Plate Area of Concern.

1. HT EGR cooler housing
2. Mid-plate

SERVICE PROCEDURE (CONT.)





Figure 2. Bolt Holes Area of Concern.

1. Bolt hole (9)

1. Inspect bolt holes (Figure 2, Item 1) for misalignment between HT EGR cooler housing (Figure 1, Item 1) and mid-plate (Figure 1, Item 2).
2. Remove EGR valve shipping bolts and gasket. Discard shipping bolts and gasket.

SERVICE PROCEDURE (CONT.)




0000061012

Figure 3. Punch Insertion Points.

3. Insert two punches into opposite sides of mid-plate and EGR cooler housing bolt holes (Figure 3).

SERVICE PROCEDURE (CONT.)



000061013

Figure 4. Alignment.

4. Use punch to align mid-plate to HT EGR cooler housing bolt hole pattern (Figure 4).