



Technical Bulletin

Model(s)	Year	Eng. Code	Trans. Code	VIN Range From	VIN Range To
All	2009-2013	All	All	All	All

Condition

91 13 06 February 15, 2013 **2022739** Supersedes T.B. V911222 dated October 8, 2012 to include 9ZR radio identification.

Bluetooth® System Identification

To provide an easy to use guide to identify the various Bluetooth systems including:

- UHV-High (9W3) Factory Option (2009-2010 All except Routan/NB/NBC)
- UHV-Low (9W2) Factory Option (2009-2010 All except Routan/NB/NBC)
- UHV-NAR (9W7), (9ZR) Factory Option (All 2011-2013 except Routan and Touareg)
- Volk-L VW Accessory Option (2005-2010 All except Routan/NB/NBC)
- RNS-315 Navigation unit
- Touareg RCD-550 radio (2011-2013)
- Touareg RNS-850 Navigation unit (2011-2013)
- U-Connect Factory & Accessory Option (Routan only)

Technical Background

To understand how to identify the various Bluetooth systems by:

- Visual Identification
- PR Code
- Part Number





Production Solution

Not applicable.




Technical Bulletin

Service





Audible / Visual Identification:

System	Audible / Visual Characteristic
<p>UHV-High (9W3)</p>	<ul style="list-style-type: none"> • Turn the ignition switch to the ON position. • Attempt to pair the phone to the vehicle. Make sure the vehicle is away from other VW vehicles that have Bluetooth in use. Otherwise you can pick up other vehicles Bluetooth connection. • The UHV-High system will be identified as “Volkswagen” on the phone being used. <p> Tip: The pictures below show the foam housing for the UHV-High module located under the passenger front seat.</p>  <p>RNS 510 Navigation Radio equipped</p> <ul style="list-style-type: none"> • Press the Phone button. A message stating “Cell phone not inserted or connected” will be displayed.  <p> Tip: Earlier RNS-510 units will have the Mute button instead of the phone button. The Mute button acts like a phone button with a UHV-High system installed.</p>

Technical Bulletin

<p>UHV-Low (9W2) 2009,2010</p> <p>UHV-NAR (9W7), (9ZR) 2011-2013</p>	<ul style="list-style-type: none"> The UHV-Low / UHV-NAR is identified by the 3 button array located on the overhead console. <p> Tip: LED light is not used in 9W7 Bluetooth systems. Additionally it cannot be turned on by recoding of the control module.</p>  <p> Note: Some M.Y. 2010 vehicles originally equipped with “9W2” system may have been modified. Use Vehicle Self Diagnosis to determine the module part number and use the chart below for reference if necessary.</p>
<p>Volk-L</p>	<ul style="list-style-type: none"> Turn the ignition switch to the ON position. Attempt to pair the phone to the vehicle. Make sure the vehicle is away from other vehicles that have Bluetooth in use. Otherwise you may pick up another vehicle's Bluetooth connection. The Volk-L Bluetooth system will be identified as “UHV VW” on the phone being used. Most Volk-L equipped vehicles have “9W0” PR code, indicating the vehicle was built without a Bluetooth system. The Volk-L kit is installed at the port, or at a dealership.
<p>RNS-315 Navigation</p>	<ul style="list-style-type: none"> Radios with no suffix, or an “A” suffix part number use an external module – see info above (9W2, 9W3, or 9W7 system) Radios with a “B” suffix or later have the Bluetooth module built in – no external module is used.
<p>Touareg RCD-550 (9W7) 2011-2013</p>	<ul style="list-style-type: none"> All RCD-550 (non-navigation) systems are equipped with an external Bluetooth module See “9W7” info above
<p>Touareg RNS-850 (8AY) 2011-2013</p>	<ul style="list-style-type: none"> All RNS-850 Navigation systems are equipped with Bluetooth functionality The Bluetooth module is built into the 5F module (infotainment)

Technical Bulletin

<p>U-Connect</p>	<p>RES Radio</p>  <ul style="list-style-type: none"> • Press the Bluetooth button. If the vehicle is not equipped, it will say “Function not available”. <p>REQ Radio</p>  <ul style="list-style-type: none"> • Press the Bluetooth button. If the vehicle is not equipped, it will say “Function not available”. <p>REN Touch Screen Radio (Standard Equipment)</p>  <p>RER Touch Screen Navigation Radio (Standard Equipment)</p> 
-------------------------	---

PR Codes

Using ElsaWeb, retrieve the PR codes of the vehicle. (Except Routan)

- 9W2 - UHV-Low system equipped.
- 9W3 - UHV-High system equipped.
- 9W7 - UHV-NAR system equipped.
- 8AY – Touareg equipped with RNS-850 Navigation system
-



Tip: Volk-L and U-Connect cannot be checked in this manner.

Technical Bulletin

Scan Tool Identification (Except U-Connect)

- Select “**Vehicle Self Diagnosis**”
- Select address word “**77 Telephone**”
- The part number will be located in the upper right hand corner of the scan tool. Use the matrix below to determine which system is installed in the vehicle.

UHV-High	UHV-Low	Volk-L	UHV-NAR	Touareg w/Navigation
1Z0035729 + Index	1K8035730 + Index	1K8051730A 1K8051730B	7P6035730 + index	7P6035664 + index



Tip: Volk-L control unit part number 1K8051730A is **NOT** compatible with Touareg 2 vehicles.

Warranty

Information only.

Required Parts and Tools

Not applicable.

Additional Information

All part and service references provided in this Technical Bulletin are subject to change and/or removal. Always check with your Parts Dept. and Repair Manuals for the latest information.