

Technical Service Bulletin



55 "Low Oil Level" message is on in the DIS or MMI

55 13 32 2023967/6 July 30, 2013. Supersedes Technical Service Bulletin Group 55 number 13-30 dated May 28, 2013 for reasons listed below.

Model(s)	Year	VIN Range	Vehicle-Specific Equipment
A4/S4	2009 – 2013	N000000 - N028324 A000000 - A152097	Not Applicable
A5/S5 Coupe	2008 – 2013	A000000 - A035379 A000000 - A901448	
A5/S5 Cabrio	2010-2013	N000000 - N007155	
Q5	2009-2013	A000000 - A030984	

Condition

REVISION HISTORY		
Revision	Date	Purpose
6	-	Revised <i>Service</i> (Added Tip) Revised <i>Required Parts and Tools</i> (Removed part number)
5	5/28/2013	Revised <i>Service</i> and <i>Required Parts and Tools</i> (Added part number)
4	2/14/2013	Revised <i>Warranty</i> (changed service number, corrected labor operation code) Revised <i>Condition</i> Revised header data (Changed title)
3	8/7/2012	Revised header data (Changed title) Revised <i>Warranty</i> (Changed Service numbers)
2	10/28/2010	Revised header data (Models) Revised <i>Service, Warranty</i> (Service Number) and <i>Required Parts and Tools</i>
1	9/8/2010	Original publication

"Low Oil Level" message is on in the DIS or MMI.

Technical Background

The hood must be open for *at least 30 seconds* for a reset of this message to be performed. The message is not reset in the DIS/MMI because the hood has not been recognized as being opened due to an inoperative hood contact switch.

Production Solution

Improved hood contact switches have been put into current production vehicles, and a software change with improved logic is planned for production.

Service

Check hood contact switch: Use the VAS diagnostic tester to read **MVB 26** in the **J393 – Comfort System Control Module (address word 46)** after the hood is opened and closed:

A) If the value *does not* change, replace the hood contact switch, following the applicable work instructions listed in the ElsaWeb Repair Manual.

- There are three versions of B8 hood latches. Check the part number on the current contact switch connector to determine which part number must be ordered: **8T0953236B**, **8K0953236A**, or **8K0953236F** (Figure 1).



Tip: If **8K0953236A** is not available, use **8K0953236F**. Please check with your parts department for the latest part supersessions.




Figure 1. Part number location on connector.

- Versions **8T0953236B** and **8K0953236A** use different designs for the contact switch (Figure 2). Therefore, the mounting location is slightly different on the different hood latches (Figure 3). The contact switches are not cross-compatible between the different latches. However, the latches can be swapped between vehicles as long as the correct contact switch is installed.




Figure 2. Design differences between the contact switches **8T0953236B** and **8K0953236A**.




Figure 3. The mounting locations for the contact switches **8T0953236B** and **8K0953236A** are different; thus, they are not cross compatible.

- Version **8K0953236F** does not have a separate contact switch. Replace the complete hood latch if using Version **8K0953236F**.

B) If the value *does* change (as expected, normal operation of the contact switch), then the vehicle may have an oil level issue. Check the oil according to the instructions in the ElsaWeb Repair Manual.

Technical Service Bulletin



Warranty

Claim Type:	Use applicable claim type. If vehicle is outside any warranty, this Technical Service Bulletin is informational only.		
Service Number:	5552		
Damage Code:	0040		
Labor Operations:	Lower hood lock mechanism remove and reinstall, contact switch remove and reinstall	5517 9999	50 TU
Diagnostic Time:	GFF	0150 0000	Time stated on diagnostic protocol (50 TU max)
	Road test prior to service procedure	No allowance	0 TU
	Road test after service procedure	No allowance	0 TU
	Technical diagnosis at dealer's discretion (Refer to Section 2.2.1.2 and Audi Warranty Online for DADP allowance details)		
Claim Comment:	As per TSB #2023967/6		

All warranty claims submitted for payment must be in accordance with the *Audi Warranty Policies and Procedures Manual*. Claims are subject to review or audit by Audi Warranty.

Required Parts and Tools

Part Number	Part Description	Quantity
8T0953236B	Hood Contact Switch	1 (if applicable)
8K0823509F	Hood Lock with Micro Switch	1 (if applicable)

Additional Information

All parts and service references provided in this TSB (2023967) are subject to change and/or removal. Always check with your Parts Department and service manuals for the latest information.