



Service Bulletin

PRELIMINARY INFORMATION

Subject: Engine Overheats or Poor Heater Performance at Low RPM or Idle

Models: 2013 Cadillac ATS
2013 Chevrolet Malibu
Equipped with 2.0L (RPO LTG) or 2.5L (RPO LCV)

This PI was superseded to update model list and add pictures. Please discard PIC5764A.

The following diagnosis might be helpful if the vehicle exhibits the symptom(s) described in this PI.

Condition/Concern

A customer or technician may comment the vehicle engine overheats; AC Off or High Engine Temperature Messages are displayed on the IPC, Poor heater performance after extended idling or cruising at low rpm for extended period. DTCs P00B7 or P2181 may be set in the ECM.

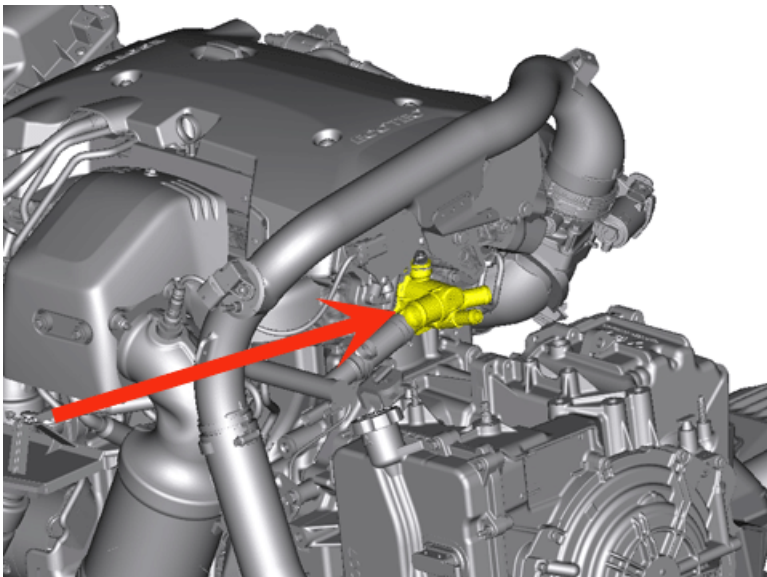
Recommendation/Instructions



Remove the water outlet assembly attached to the rear of the cylinder head. This outlet is made of black plastic and has the hoses that connect to the heater core and surge tank. Check the outlet for plastic flashing and/or debris. (See photos below for reference). If flashing and/or debris is found, replace the assembly. Ensure the heater hoses are free of debris as well.

If no flash and/or debris is seen in the water outlet assembly and there are no other signs of abnormal blockage, reinstall and refer to SI under engine cooling diagnostic information and procedures.

Evacuate and refill the system using the vac and fill procedure.

Evaluate heating and cooling systems and validate the repair.





Warranty Information

For vehicles repaired under warranty use:

Labor Operation	Description	Labor Time
J3474	Water Outlet Replacement	Use Published Labor Operation Time
ADD TIME	Fill Cooling System	Use Published Labor Operation Time

Please follow this diagnostic or repair process thoroughly and complete each step. If the condition exhibited is resolved without completing every step, the remaining steps do not need to be performed.

GM bulletins are intended for use by professional technicians, NOT a "do-it-yourselfer". They are written to inform these technicians of conditions that may occur on some vehicles, or to provide information that could assist in the proper service of a vehicle. Properly trained technicians have the equipment, tools, safety instructions, and know-how to do a job properly and safely. If a condition is described, DO NOT assume that the bulletin applies to your vehicle, or that your vehicle will have that condition. See your GM dealer for information on whether your vehicle may benefit from the information.



WE SUPPORT VOLUNTARY TECHNICIAN CERTIFICATION