

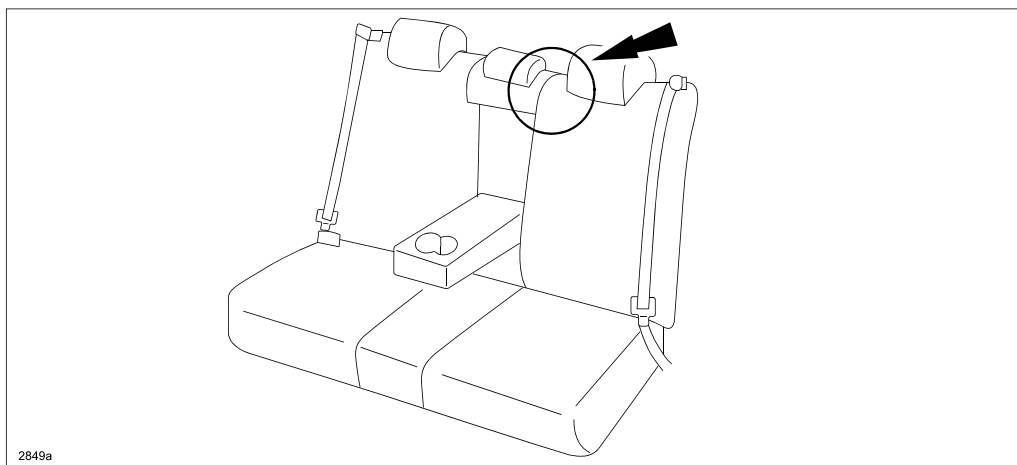
Subject: RATTLING NOISE FROM CENTER SEAT BACK WHEN DRIVING ON ROUGH ROADS	Bulletin No: 09-032/13
	Last Issued: 11/11/2013

APPLICABLE MODEL(S)/VINS

2013-2014 CX-5 vehicles equipped with a 4:2:4 split type rear seat with VINs lower than JM3KE*****327345 (produced March 1, 2013)

DESCRIPTION

Some vehicles, equipped with a 4:2:4 split type rear seat, may exhibit a rattling noise when driving on rough roads. The noise is heard around the latch area of the rear center seat back, as shown below.



This concern may be caused by a rubber stopper that has come off the rear center seat back bracket. The seat bracket contacts the striker and causes the noise.

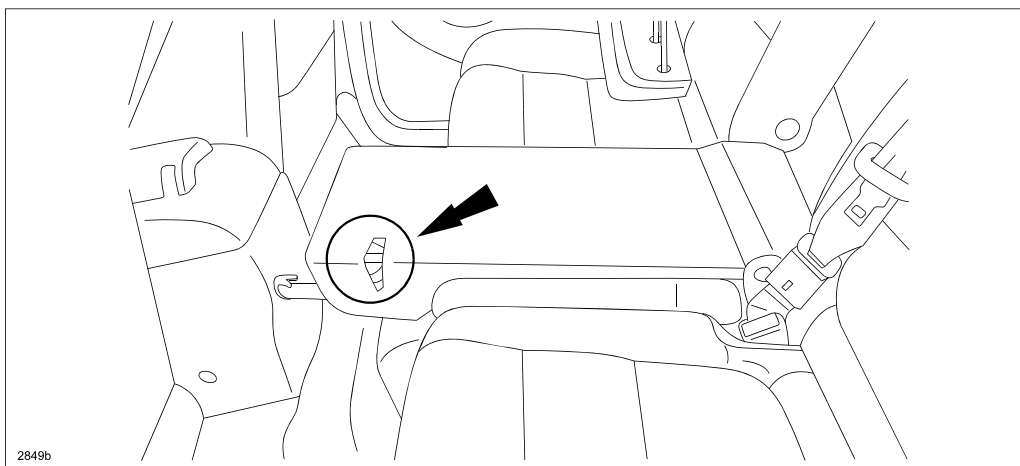
The shape of the rubber stopper and center seat back bracket have been changed to eliminate the noise.

Customers with this concern should have their vehicle repaired according to the following repair information.

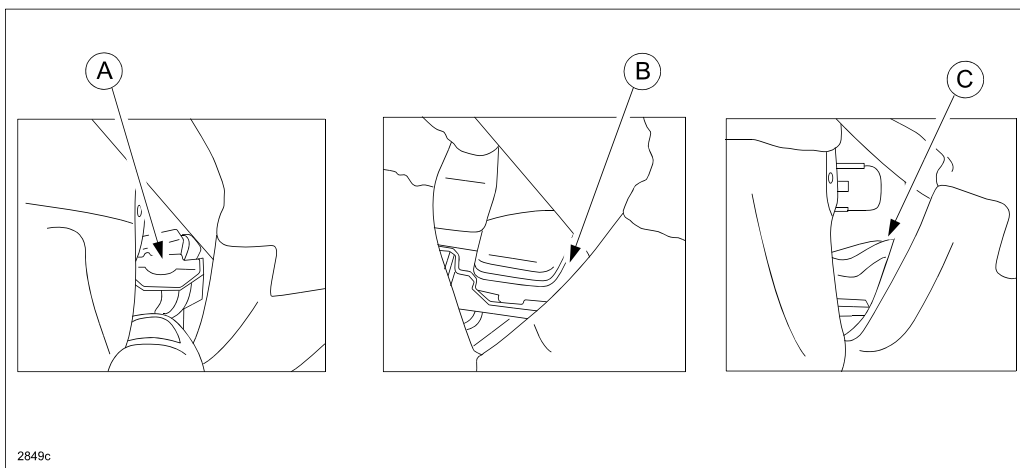
REPAIR PROCEDURE

NOTE: This repair only applies to vehicles equipped with a 4:2:4 split type rear seat.

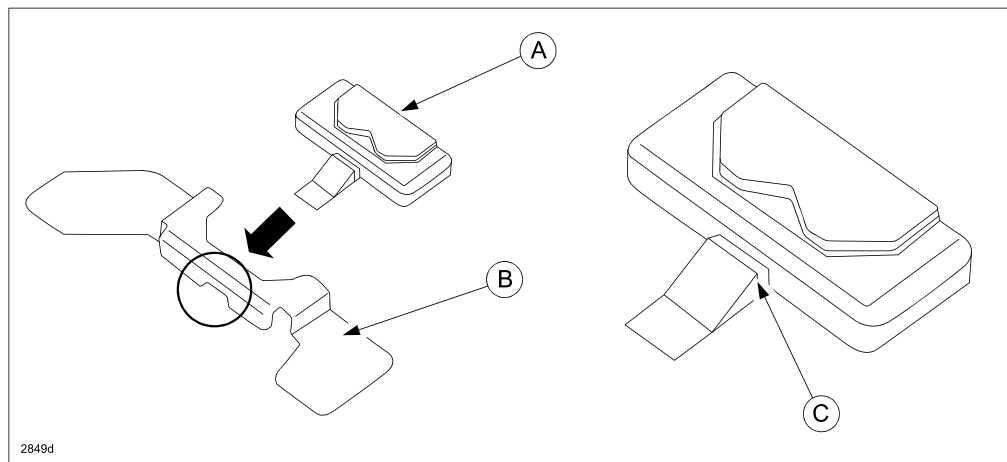
1. Verify the customer concern.
2. Fold the rear center seat back down.
3. Check the installation position of the rubber stopper to the seat bracket.



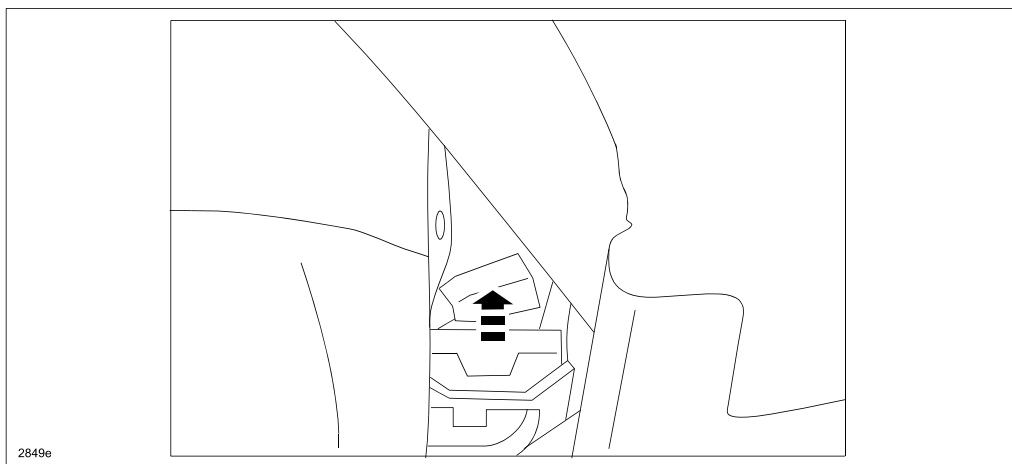
4. If the rubber stopper (A) is loose (B) or has come completely off (C) the seat bracket, replace the rubber stopper it with a new part.



5. Push the rubber stopper (A) into the seat bracket (B) until the edge of the rubber stopper (C) touches the seat bracket.



6. Verify the rubber stopper does not come off when slightly pushing it by hand in the direction of the arrow below.



7. Fold the rear center seat back up and into the locked position.

NOTE: The red seat knob indicator must not be visible when the seat is fully locked (seat knob up).

8. Verify that the noise does not occur when shaking the rear center seat back by hand.

PART(S) INFORMATION

Part Number	Description	Qty.
KDY5-88-473	Rubber Stopper	1

WARRANTY INFORMATION

NOTE:

- This warranty information applies only to verified customer complaints on vehicles eligible for warranty repair.
- This repair will be covered under Mazda's New Vehicle Limited Warranty term.
- Additional diagnostic time cannot be claimed for this repair.

Warranty Type	A
Symptom Code	82
Damage Code	9N
Part Number Main Cause	KDY5-88-473
Quantity	1
Operation Number / Labor Hours:	XXJCEXRX / 0.2 Hrs.

NOTE: This repair only applies to vehicles equipped with a 4:2:4 split type rear seat.