

PREVOST

**WARRANTY
BULLETIN**

WB13-58

DATE :	OCTOBER 2013	SECTION :	01 - Engine
EXPIRATION:	OCTOBER 2015		
SUBJECT :	AIR INTAKE HOSE REPLACEMENT		

APPLICATION

NOTICE TO SERVICE CENTERS	
<i>Verify vehicle eligibility by checking warranty bulletin status with SAP or via ONLINE WARRANTY SYSTEM available on Service / Warranty tab of Prevost website.</i>	
Model	VIN
<i>All X-Series vehicles with US10 Volvo D13 engines</i>	
X3-45 Commuter and Coach Model Year : 2011 - 2014	Single vehicles: 2PCG33498 AC729907 ; 2PCG33491 AC729926 2PCG33499 BC729965 ; 2PCG33491 BC729992 . And from 2PCG33491 BC735002 up to 2PCG33491 DC735438 incl.
XLII-45 Entertainer Coaches Model Year : 2011 - 2013	Single vehicle: 2PCYS3495 BC729971 And from 2PCY33498 BC735003 up to 2PCYS3494 DC735439 incl.
X3-45 VIP Motorhomes Model Year : 2011 - 2014	From 2PCBS3499 CC735070 up to 2PCBS3498 DC735417 incl.
<small>This bulletin does not necessarily apply to all the above-mentioned vehicles, some vehicles may have been modified before delivery. The owners of the vehicles affected by this bulletin will be advised by a letter indicating the Vehicle Identification Number (VIN) of each vehicle concerned.</small>	

DESCRIPTION

On the vehicles affected by this bulletin, change the flexible hose at the engine air intake.

MATERIAL

Order the following parts:

Part No.	Description	Qty
033195	Flexible hose	1
504786	Collar	2

NOTE

Material can be obtained through regular channels.

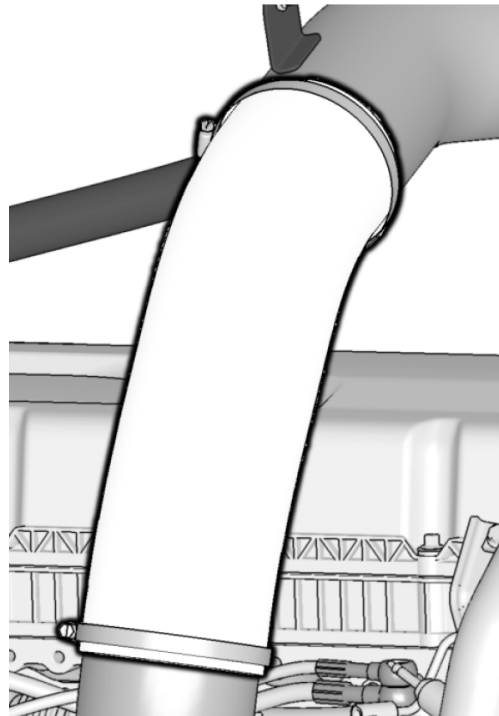
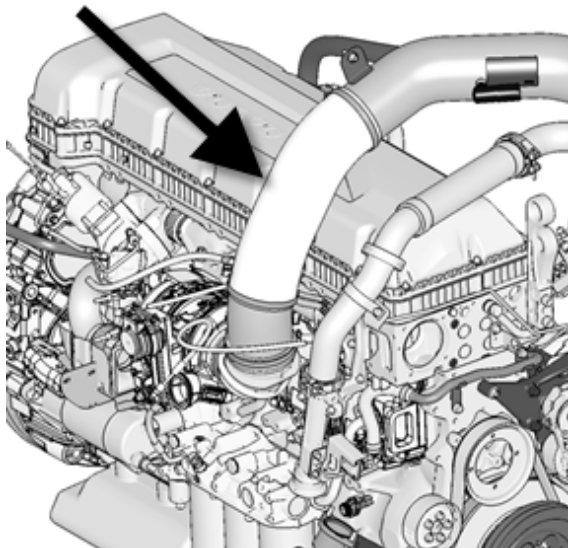
PROCEDURE



DANGER

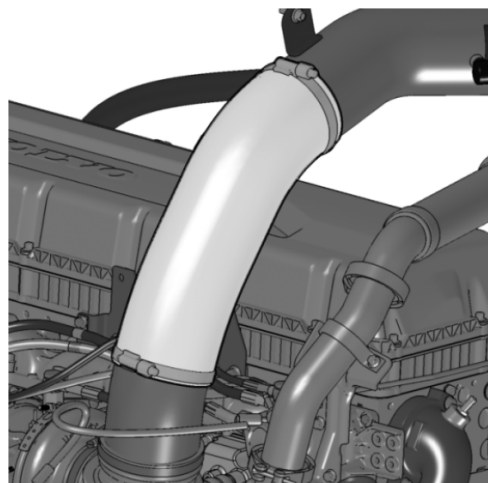
Park vehicle safely, apply parking brake, stop engine and set battery master switch(es) to the OFF position prior to working on the vehicle.

1. On the engine, locate this air intake flexible hose on the left side of the engine.



2. Remove the clamps and hose
3. Install a clean cap on engine air intake to protect from dust and debris.
4. Replace by new hose #033195 and #504786 clamps.

Attach lower clamp to support provided in this area.



5. Pay particular attention to the tail of the clamp to make sure it does not touch any hoses in the surrounding area.

Re-orient or shorten the tail if required.

6. Verify for any air leaks and ensure proper operation.



PARTS / WASTE DISPOSAL

All replaced parts must be returned to Prevost according to the Return Shipping Instructions available on <https://www.prevostcar.com/content/warranty-documents> for full reimbursement. A copy of the warranty claim form must be enclosed with the shipment.

Discard waste according to applicable environmental regulations (Municipal/State[Prov.]/ Federal)

WARRANTY

This modification is covered by Prevost's normal warranty. We will reimburse you the parts and one hour (1.0h) of labor upon receipt of a warranty claim. Please submit claim via our Online Warranty System, available at www.prevostcar.com (under Service \ Warranty section). Use Claim Type: "Bulletin/Recall" and select "Warranty Bulletin WB13-58".

OTHER

VBC Bulletin	N/A
Fail Code	05.05
Defect Code	09
Syst.Cond.	B
Causal Part	032881

Access all our Service Bulletins on
<http://prevostparts.volvo.com/technicalpublications/en/pub.asp>
or scan the QR-Code with your smart phone.

E-mail us at technicalpublications_prev@volvo.com and type
"ADD" in the subject to receive our warranty bulletins by e-mail.

