

PREVOST


WARRANTY BULLETIN

WB13-62B

| | | | |
|-------------|--|-----------|-----------------|
| DATE : | SEPTEMBER 2013 | SECTION : | 10 - Front axle |
| EXPIRATION: | SEPTEMBER 2015 | | |
| SUBJECT : | TORQUE INSPECTION ON FRONT AXLE SUPPORT BOLT | | |

REVISION B THIS WARRANTY BULLETIN SUPERSEDES PREVIOUS VERSION.
 April 2014: Added Torque seal application”

APPLICATION

| NOTICE TO SERVICE CENTERS <i>Verify vehicle eligibility by checking warranty bulletin status with SAP or via ONLINE WARRANTY SYSTEM available on Service / Warranty tab of Prevost website.</i> | |
|--|--|
| Model | VIN |
| X3-45 coaches Model Year : 2011 - 2014 |  |
| From 2PCG33499 B C72 9965 up to 2PCG33494 E C73 5502 incl. | |
| <p>This bulletin does not necessarily apply to all the above-mentioned vehicles, some vehicles may have been modified before delivery. The owners of the vehicles affected by this bulletin will be advised by a letter indicating the Vehicle Identification Number (VIN) of each vehicle concerned.</p> | |


DESCRIPTION

On the vehicles affected by this bulletin, torque must be verified on one of the axle support mounting bolts. An interference of a production tool with the casting on the nut side of the fastener may have resulted in lower effective torque.

MATERIAL

No material is needed for this warranty bulletin

PROCEDURE

| |
|---|
|  DANGER |
| <p>Park vehicle safely, apply parking brake, stop engine and set battery master switch(es) to the OFF position prior to working on the vehicle.</p> |

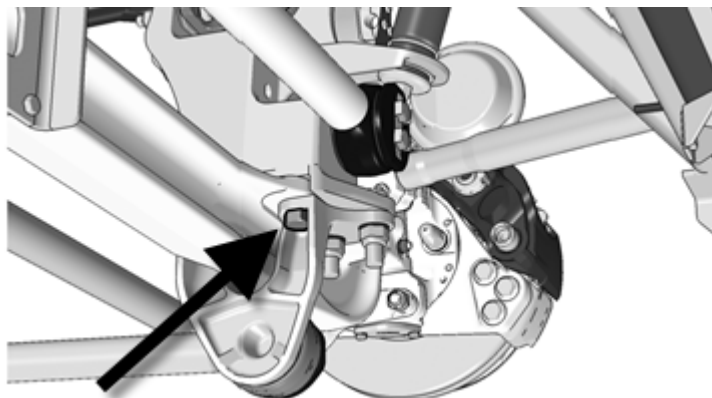
1. On the front axle, left side (driver's side). Locate this bolt (arrow).

2. Verify the torque on this bolt.

Value should be

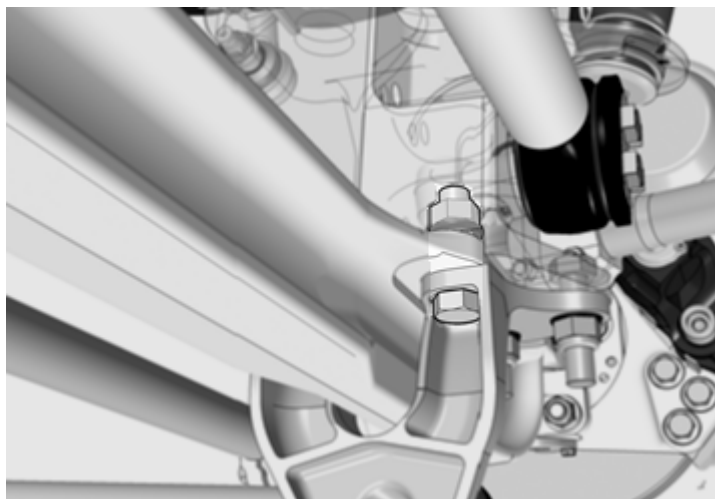
255 +/- 25 lbf-ft. (**230 - 280** lbf-ft).

If value is within range, clean and apply torque seal mark.



3. If torque is outside the required range, unscrew half a turn and tighten to 255 lbf-ft.

Clean and apply torque seal mark.



PARTS / WASTE DISPOSAL

DO NOT RETURN THE REPLACED PARTS. Discard waste according to applicable environmental regulations (Municipal/State[Prov.]/ Federal)

WARRANTY

This modification is covered by Prevo's normal warranty. We will reimburse you three quarters of an hour (45min) of labor upon receipt of a warranty claim. Please submit claim via our Online Warranty System, available at www.prevo.com (under Service \ Warranty section). Use Claim Type: "Bulletin/Recall" and select "Warranty Bulletin WB13-62".

OTHER

| | |
|--------------|---------|
| VBC Bulletin | N/A |
| Fail Code | 10.00 |
| Defect Code | 09 |
| Syst.Cond. | B |
| Causal Part | 5001510 |

Access all our Service Bulletins on <http://prevostparts.volvo.com/technicalpublications/en/pub.asp> or scan the QR-Code with your smart phone.

E-mail us at technicalpublications_prev@volvo.com and type "ADD" in the subject to receive our warranty bulletins by e-mail.

