

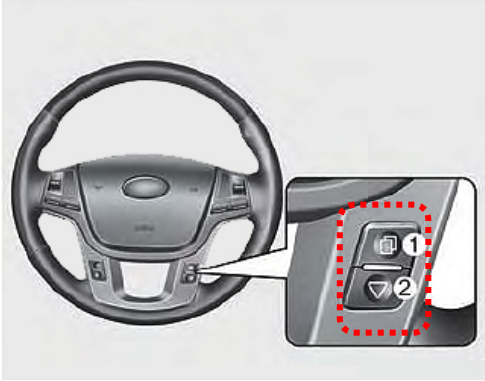
	GROUP Body Electric	MODEL 2014MY Sorento LX (XM)
	NUMBER PS261	DATE February 2013
 		
SUBJECT: MODIFYING TEMPERATURE DISPLAY READOUT UNITS FROM CELSIUS TO FAHRENHEIT ON SORENTO LX		

Follow the procedure below to modify the temperature display readout units from C° to F°.


1. Switch the ignition key to the ON position.
2. Press and release the RESET button ② on the steering wheel five times.
3. Press and release the TRIP button on the steering ① wheel five times.


LCD Display Control



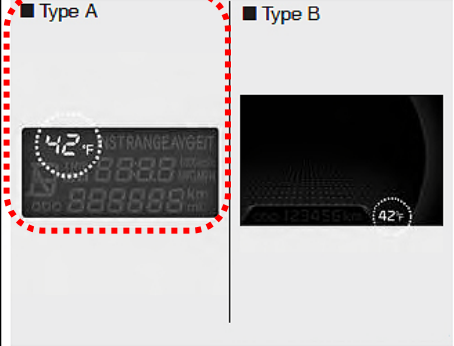
The LCD display modes can be changed by using the control buttons on the steering wheel.

[Type A]

(1)  : TRIP button for changing trip modes

(2)  : RESET button for resetting items

Outside Temperature Gauge



This gauge indicates the current outside air temperatures by 1°F (1°C).

- Temperature range : -40°F ~ 140°F (-40°C ~ 60°C)

The outside temperature on the display may not change immediately like a general thermometer to prevent the driver from being inattentive.

The temperature unit (from °F to °C or from °C to °F) can be changed by using the "User Settings" mode of the LCD display.