


# Front License Plate & Mounting Bracket Installation

Service  
Category General

Section Pre-Delivery Service

Market USA

Lexus Supports  
ASE Certification 

## Applicability

YEAR(S)	MODEL(S)	ADDITIONAL INFORMATION
2014	IS F, IS250C, IS350C	

## Introduction

The front license plate mounting bracket and 2 self-tapping screws for the 2014 model year IS 250C/350C/F are placed in the luggage compartment of the vehicle at the assembly plant. For states that require a front license plate, install the bracket and bolts on the bumper cover during Pre-Delivery Service (PDS) according to the following procedure.

## Warranty Information

OP CODE	DESCRIPTION	TIME	OFP	T1	T2
N/A	Not Applicable to Warranty	—	—	—	—

# Front License Plate & Mounting Bracket Installation

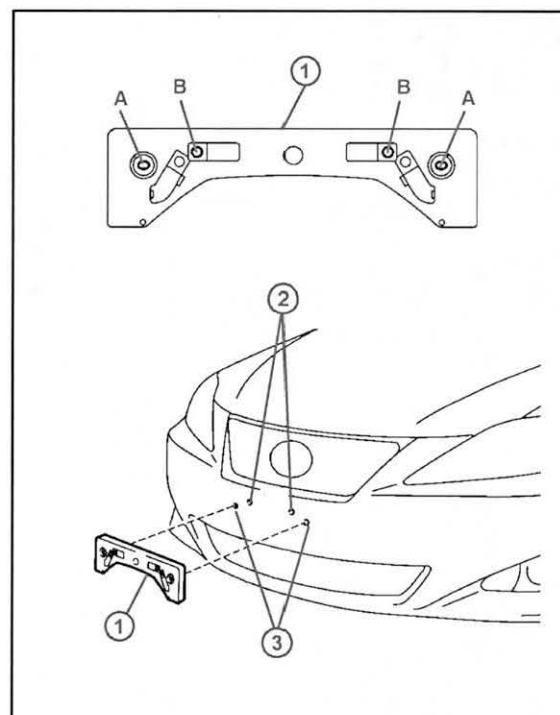
## Installation Procedure

- Align holes "A" of the mounting bracket with the dimples on the front bumper cover. Mark the location of holes "B" on the front bumper cover.

### NOTE

- Holes "A" are used to install the mounting bracket to the bumper cover.
- Holes "B" are used for installation of the front license plate to the mounting bracket.

Figure 1.



1	Mounting Bracket
2	Mark and Drill Holes
3	Dimples

- Drill 2 relief holes with a diameter of 11.0 mm (0.43 in.) at the marks on the front bumper cover (holes "B") to prevent the license plate retaining bolt ends from contacting the cover.

### NOTICE

Do NOT drill into the dimples on the front bumper cover.

## Front License Plate & Mounting Bracket Installation

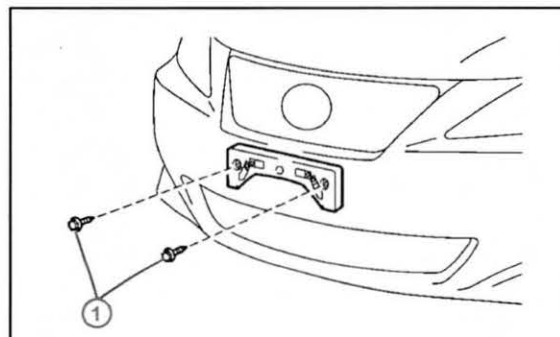
### Installation Procedure (Continued)

3. Install the mounting bracket to the front bumper cover (holes "A") using the 2 supplied self-tapping screws.

#### NOTE

Be sure to tighten both the driver side and passenger side screws.

Figure 2. Mounting Bracket



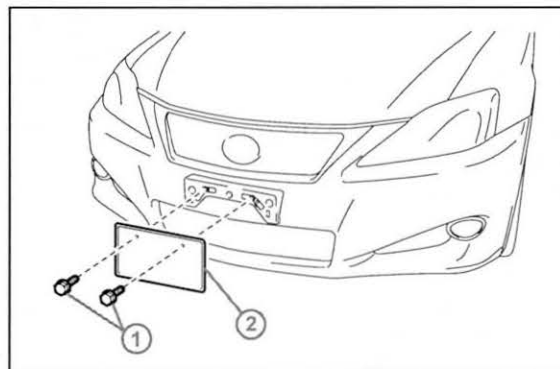
1	Self-Tapping Screws into Holes "A"
---	------------------------------------

4. Install the front license plate to the mounting bracket at holes "B" using 2 non-corroding bolts with the following dimensions:

**Nominal Length: 15.0 mm (0.59 in.)**

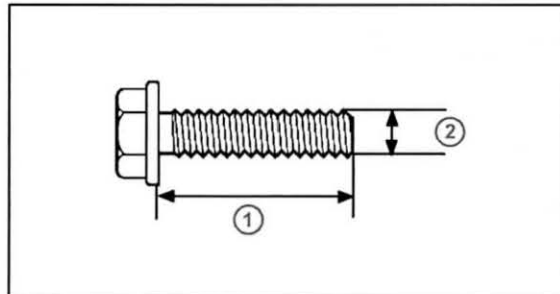
**Diameter: 6.0 mm (0.24 in.)**

Figure 3. License Plate



1	Bolts
2	Front License Plate

Figure 4.



1	Nominal Length
2	Diameter