



HYUNDAI

NEW THINKING.
NEW POSSIBILITIES.

Technical Service Bulletin

GROUP
CAMPAIGN

NUMBER
12-01-037

DATE
NOVEMBER 2012

MODEL(S)
RB, HG, BH, LM, FS,
AN, GD, JK, UD/MD, YF-
HEV

SUBJECT: MONRONEY REPLACEMENT (SERVICE CAMPAIGN TM4)

★ IMPORTANT

*******DEALER STOCK ONLY*******

Dealers must perform this Service Campaign on all affected vehicles prior to customer retail delivery.

When a vehicle arrives at the Service Department, access Hyundai Motor America's "Warranty Vehicle Information" screen via WEBDCS to identify open Campaigns.

Description: Remove the currently installed Monroney label from the vehicle and replace it with the updated Monroney label.

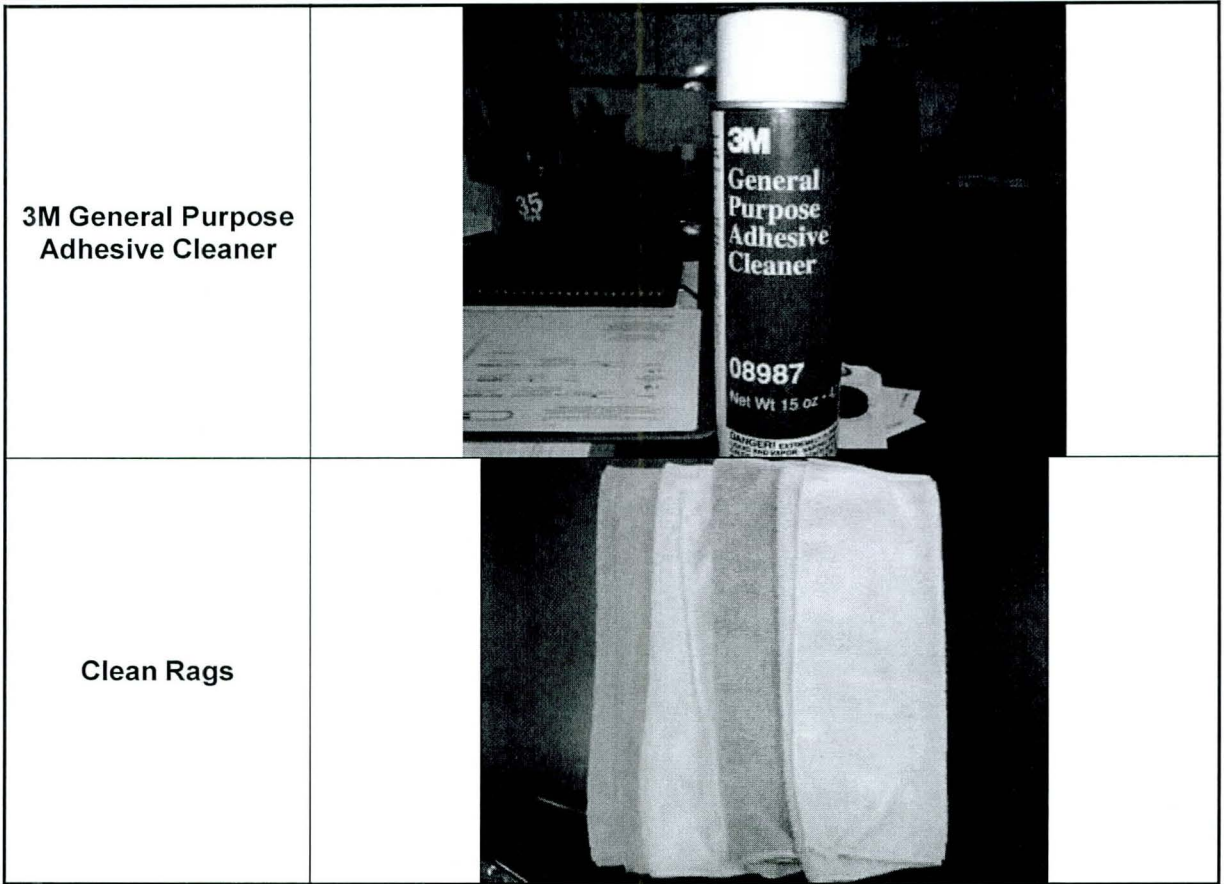
Applicable Vehicles: 2012/2013 MY Dealer Stock - Accent (RB), Azera (HG), Genesis (BH), Tucson (LM), Veloster (FS), Santa Fe Sport (AN), Elantra GT (GD), Elantra Coupe (JK), Elantra Sedan (UD/MD), Sonata (YF-HEV)

PARTS INFORMATION:

| Part Name | Figure |
|--|--------|
| <p>Updated Monroney label with matching VIN number</p> | |

Circulate To: General Manager, Service Manager, Parts Manager, Warranty Manager, Service Advisors, Technicians, Body Shop Manager, Fleet Repair

SUBJECT: MONRONEY REPLACEMENT (SERVICE CAMPAIGN TM4)



WARRANTY INFORMATION:

| OP CODE | OPERATION | OP TIME |
|----------|-------------------------------|---------|
| MONLABEL | Replacement of Monroney Label | 0.2 |

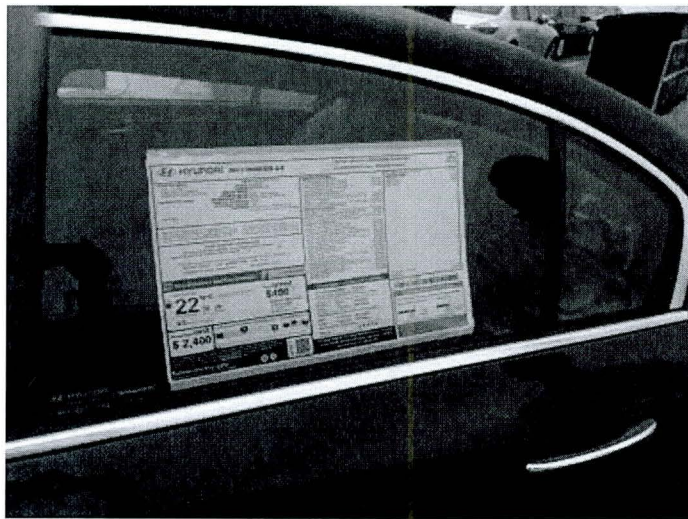
NOTE: Submit Claim on Campaign Claim Entry Screen

*** NOTE**

Verify vehicle has an open TM4 Campaign before proceeding with the removal and replacement of the Monroney Label

Service Procedure:

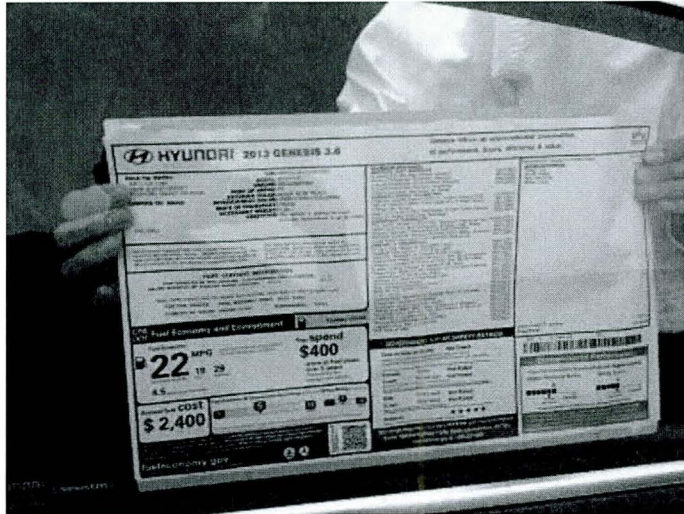
1. Locate vehicle on the lot that matches the VIN number printed on the new Monroney label.



2. Confirm that VIN number and model information on the replacement Monroney match the VIN number and model on the installed Monroney label on the vehicle.

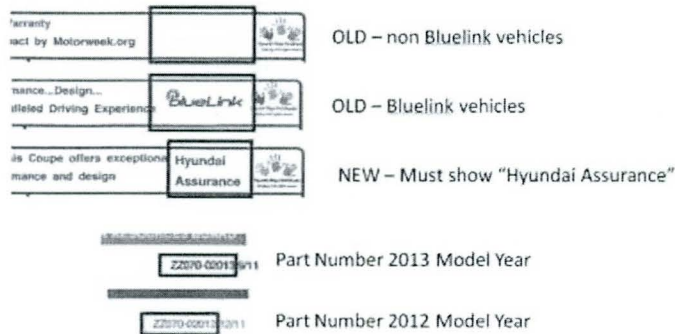


- Carefully remove the existing Monroney label from the vehicle and clean off any remaining adhesive residue using 3M General Purpose Adhesive Cleaner or equivalent. Destroy/shred the removed Monroney label.



- Affix new Monroney Label in exactly the same location as the previous Monroney Label **CAUTION:** Note that the new Monroney label will have the updated information shown on the below.

2013MY Monroney Part Number ZZ070-02013 9/11
 2012MY Monroney Part Number ZZ070-02012 12/11



- Destroy/Shred the Monroney label removed from the vehicle.