

ATTENTION:

- GENERAL MANAGER
- PARTS MANAGER
- CLAIMS PERSONNEL
- SERVICE MANAGER

IMPORTANT - All Service Personnel Should Read and Initial in the boxes provided, right.



QUALITY DRIVEN® SERVICE

SERVICE BULLETIN

APPLICABILITY: 2011MY Forester Models with FB Engine **NUMBER:** 07-70-12
SUBJECT: Engine Harness Retention Clip Modification **DATE:** 09/20/12
 Procedures

INTRODUCTION

The purpose of this bulletin is to provide instructions for repositioning the harness retaining clip when replacing the water pipe and / or the engine wiring harness.

COUNTERMEASURE IN PRODUCTION

The position of engine harness retaining clip and the location of the mounting hole on the water pipe have been changed to improve manufacturing efficiency.

The new style water pipe and repositioning of the retainer clip was incorporated into production starting with VIN B*766962.

PART INFORMATION

NEW		INTERCHANGEABILITY	OLD
Part Number	14050AA831	New to Old ONLY	14050AA830
Description	PIPE COMPL-WATER		PIPE COMPL-WATER
Application	2011MY 2.5L NA		2011MY 2.5L NA

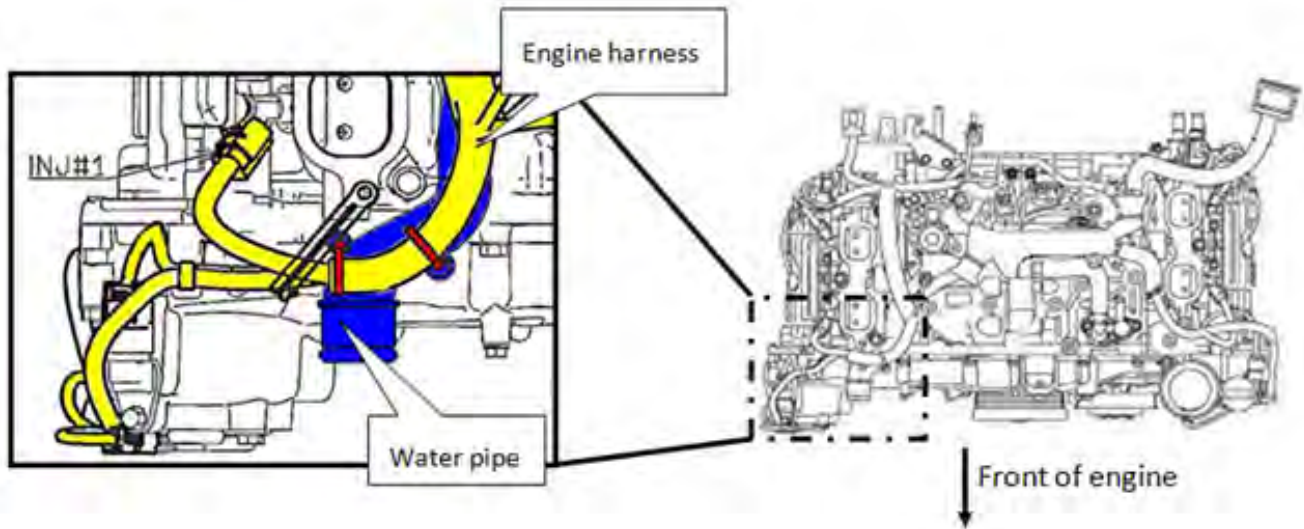
Continued...

<p>CAUTION: VEHICLE SERVICING PERFORMED BY UNTRAINED PERSONS COULD RESULT IN SERIOUS INJURY TO THOSE PERSONS OR TO OTHERS.</p> <p>Subaru Service Bulletins are intended for use by professional technicians ONLY. They are written to inform those technicians of conditions that may occur in some vehicles, or to provide information that could assist in the proper servicing of the vehicle. Properly trained technicians have the equipment, tools, safety instructions, and know-how to do the job correctly and safely. If a condition is described, DO NOT assume that this Service Bulletin applies to your vehicle, or that your vehicle will have that condition.</p>	<p>SUBARU OF AMERICA, INC. IS "ISO 14001 COMPLIANT"</p> <p>The international standard for excellence in Environmental Management Systems. Please recycle or dispose of automotive products in a manner that is friendly to our environment and in accordance with all local, state and federal laws and regulations.</p>
--	---

SERVICE PROCEDURE / INFORMATION

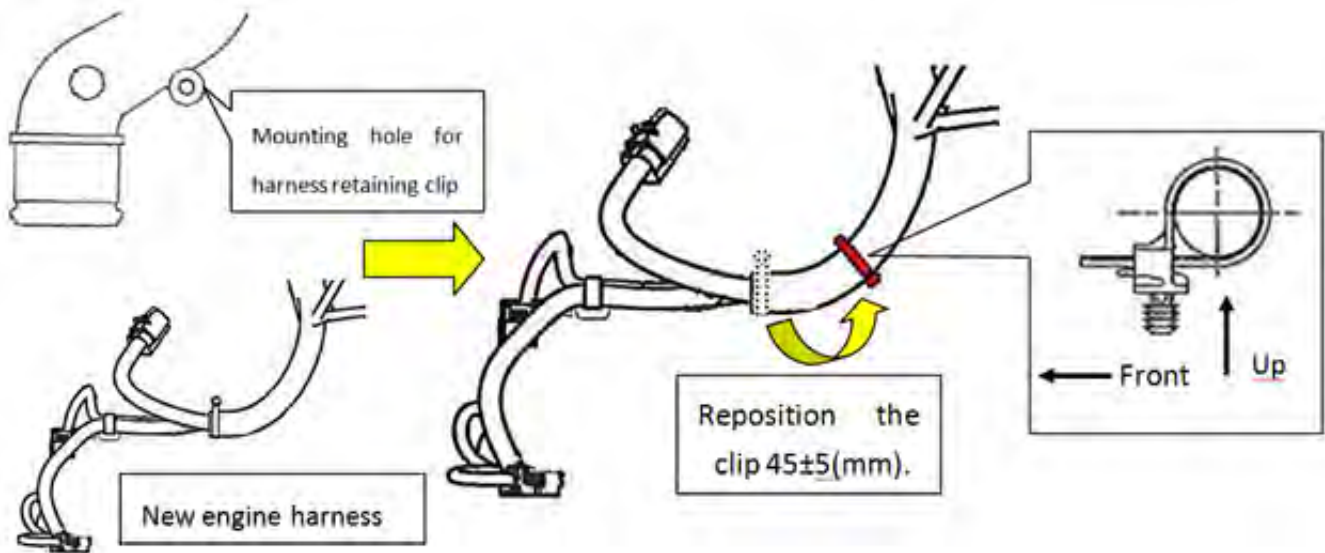
Repositioning the clip on the engine harness is required when replacing either the harness, water pipe or both.

Figure 1- Positions of the applicable parts



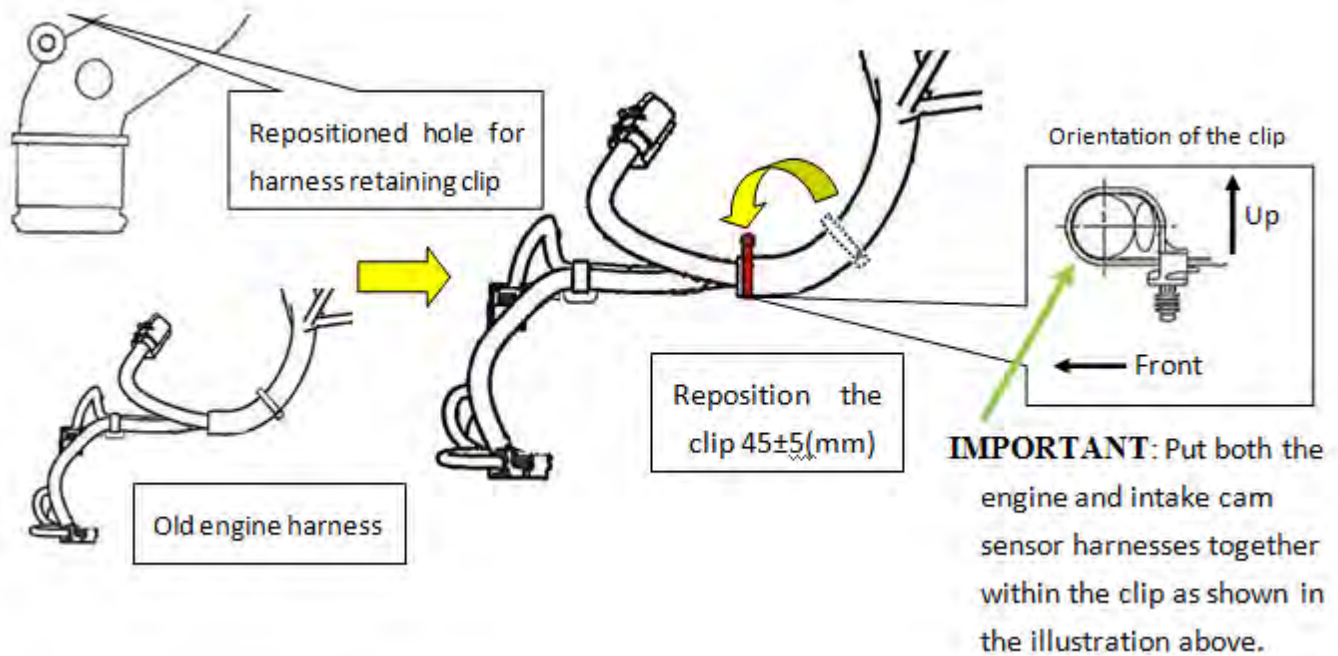
There are 2 combinations of the water pipe and the retaining clip position on the engine harness.

Figure 2- Combination of old-style water pipe and new engine harness:




Continued...

Figure 3- Combination of new-style water pipe and old engine harness:



When performing the procedures in **Figure 3**, after repositioning the harness retaining clip, the bendable, rubber-coated clamp indicated in the photo below can be removed and discarded.



NOTE: In the event you are installing a new-style water pipe along with a new-style engine harness at the same time, no repositioning will be required.

WARRANTY / CLAIM INFORMATION

For vehicles within the Basic New Car Limited Warranty period, refer to Subaru Warranty Wizard® for claim submission information.