


| | | |
|---|-------------|------------------------------|
|  HYUNDAI NEW THINKING. NEW POSSIBILITIES. Technical Service Bulletin | GROUP | NUMBER |
| | CAMPAIGN | 12-01-023 |
| | DATE | MODEL |
| | AUGUST 2012 | SANTA FE (AN 2.4L / 2.0T) |
| SUBJECT ENGINE AND TRANSMISSION MOUNT INSPECTION (SERVICE CAMPAIGN TL4) | | |

Description: For some 2013 Santa Fe 2.4L and 2.0T vehicles, this bulletin provides a procedure for inspecting both the engine and transmission mounts.

★ IMPORTANT

***** Dealer Stock and Retail Vehicles *****



Dealers must perform this Service Campaign on all affected vehicles prior to customer retail delivery and whenever an affected vehicle is in the shop for any maintenance or repair.

When a vehicle arrives at the Service Department, access Hyundai Motor America's "Warranty Vehicle Information" screen via WEBDCS to identify open Campaigns.

Applicable Vehicles:

- 2013 MY Santa Fe (AN) vehicles equipped with 2.4L GDI and 2.0L Turbo GDI engines
- Produced between SOP through 8/14/2012.

Parts Information:



| Part Name | Part Number | Vehicle Application | Part Identifier | Quantity |
|-------------------------------------|-------------|---------------------|--|-------------------------------|
| Transmission Mount Bracket | 21830-2W000 | 2.4L 2WD | T03 (on sticker) | 1 (Per Application) |
| | 21830-2W100 | 2.4L 4WD | T01 (on sticker) | |
| | 21830-2W400 | 2.0T 2WD | T07 (on sticker) | |
| | 21830-2W500 | 2.0T 4WD | T08 (on sticker) | |
| Engine Mount Support Bracket | 21825-2W000 | 2.4L 2WD / 4WD | "H_" (top stamp)  | 1 (Per Application) |
| | 21825-4Z100 | 2.0T 2WD / 4WD | "HYUNDAI KIA" (top stamp)  | |



Warranty Information:

| Op Code | Operation | Op Time |
|----------|---|---------|
| 20CG03R0 | Engine and Transmission Mount Inspection Only | 0.2 M/H |
| 20CG03R1 | Engine and Transmission Mount Inspection w/ Transmission Mount Bracket Replacement | 0.7 M/H |
| 20CG03R2 | Engine and Transmission Mount Inspection w/ Engine Mount Bracket Replacement | 0.6 M/H |
| 20CG03R3 | Engine and Transmission Mount Inspection w/ Engine and Transmission Mount Bracket Replacements | 1.3 M/H |

NOTE: Submit claim on Campaign Claim Entry Screen

INSPECTION PROCEDURE


1. Open the hood to view the engine compartment.
2. Visually inspect the engine mount support bracket at the passenger side of the engine from the front of the vehicle.
 - Identify the bracket shape according to the pictures shown at right.
 - Verify that the bracket shape matches the engine type (2.0T or 2.4L) of the vehicle.
 - ❖ 2.0T engine mount support brackets have “ ” stamped on top.
 - ❖ 2.4L engine mount support brackets have “H_ _” stamped on top.
3.
 - If the existing engine mount support bracket matches for the engine type, then proceed to step 4.
 - If the existing engine mount support bracket does not match for the engine type, then contact HMA Technical Assistance Hotline at (800) 325-6604. After confirmation, replace the matching part listed in the Parts Information section above. Follow published procedure listed in the applicable Shop Manual section.



4. Visually inspect the transmission mount bracket at the driver's side of the transmission from the front of the vehicle.
- Insert a suitable mirror tool and point a flash light below the PCM to view the identifying code label on the transmission mount body.



(Components removed below for visualization.)



| Part Name | Part Number | Vehicle Application | Part Identifier |
|-----------------------------------|-------------|---------------------|------------------|
| Transmission Mount Bracket | 21830-2W000 | 2.4L 2WD | T03 (on sticker) |
| | 21830-2W100 | 2.4L 4WD | T01 (on sticker) |
| | 21830-2W400 | 2.0T 2WD | T07 (on sticker) |
| | 21830-2W500 | 2.0T 4WD | T08 (on sticker) |

5. > If the existing transmission mount bracket matches for the engine and drivetrain application, then inspection procedure is complete.
- > If the existing transmission mount bracket does not match for the engine and drivetrain application, then contact HMA Technical Assistance Hotline at (800) 325-6604. After confirmation, replace the matching part as listed in the parts matrix shown above. Follow published procedure listed in the applicable Shop Manual section.