

FLA COE
FLB COE
FLD Conventional
Business Class
FLC 112 Conventional

> Century Class Conventional
Argosy COE
Cargo
Columbia

Coronado
Business Class M2
> Cascadia
108SD/114SD

Freightliner
Service Bulletin

General Information

On Century Class S/T and Cascadia sleeper cabs with under-cab battery boxes built prior to February 13, 2012, 8A31 AGM batteries used for starting are failing with loss of electrolyte. While electrolyte loss is a function of normal battery use, high temperatures under the cab can accelerate electrolyte loss in 8A31 AGM batteries, which may result in early failure of the batteries. Batteries experiencing this condition frequently have bulged cases caused by outgassing (electrolyte loss), and measure well below the normal CCA (cold cranking amps). These symptoms can result in a no-start condition. See Fig. 1 and Fig. 2.



Fig. 1, Battery Outgassing




Fig. 2, Bulged 8A31 Battery Case

NOTICE

The following replacement strategy applies only to failed *factory-installed* 8A31 batteries in under-cab battery box installations. 8A31 batteries will remain in use at other box locations on these models, on ParkSmart applications, and in various other battery box locations on other vehicle models.

The manufacturer's battery part number is shown on the top left-hand side of the battery label. See Fig. 3. The full part number of the 8A31 is shown as EPM AE8A31. The Alliance part number (A06-30097-011) can also be used if the manufacturer's part number is worn away or obscured.

Beginning February 13, 2012, under-cab battery boxes are equipped in production with either 7T31 (flooded, p/n EPM AE7T31) or 9A31 (AGM, p/n EPM AE9A31) starting batteries. The default battery is the 7T31, except on vehicles equipped with ParkSmart, an APU or an inverter, or if a different battery is requested by the customer.

On affected vehicles **not** equipped with ParkSmart, an APU, or an inverter, the recommended replacement for the 8A31 is a 7T31, or equivalent flooded cell battery. On vehicles equipped with ParkSmart, an APU, or an inverter, the recommended replacement for the 8A31 is an AGM 9A31, or equivalent AGM battery.

Freightliner Service Bulletin

FLA COE
FLB COE
FLD Conventional
Business Class
FLC 112 Conventional

> Century Class Conventional
Argosy COE
Cargo
Columbia

Coronado
Business Class M2
> Cascadia
108SD/114SD

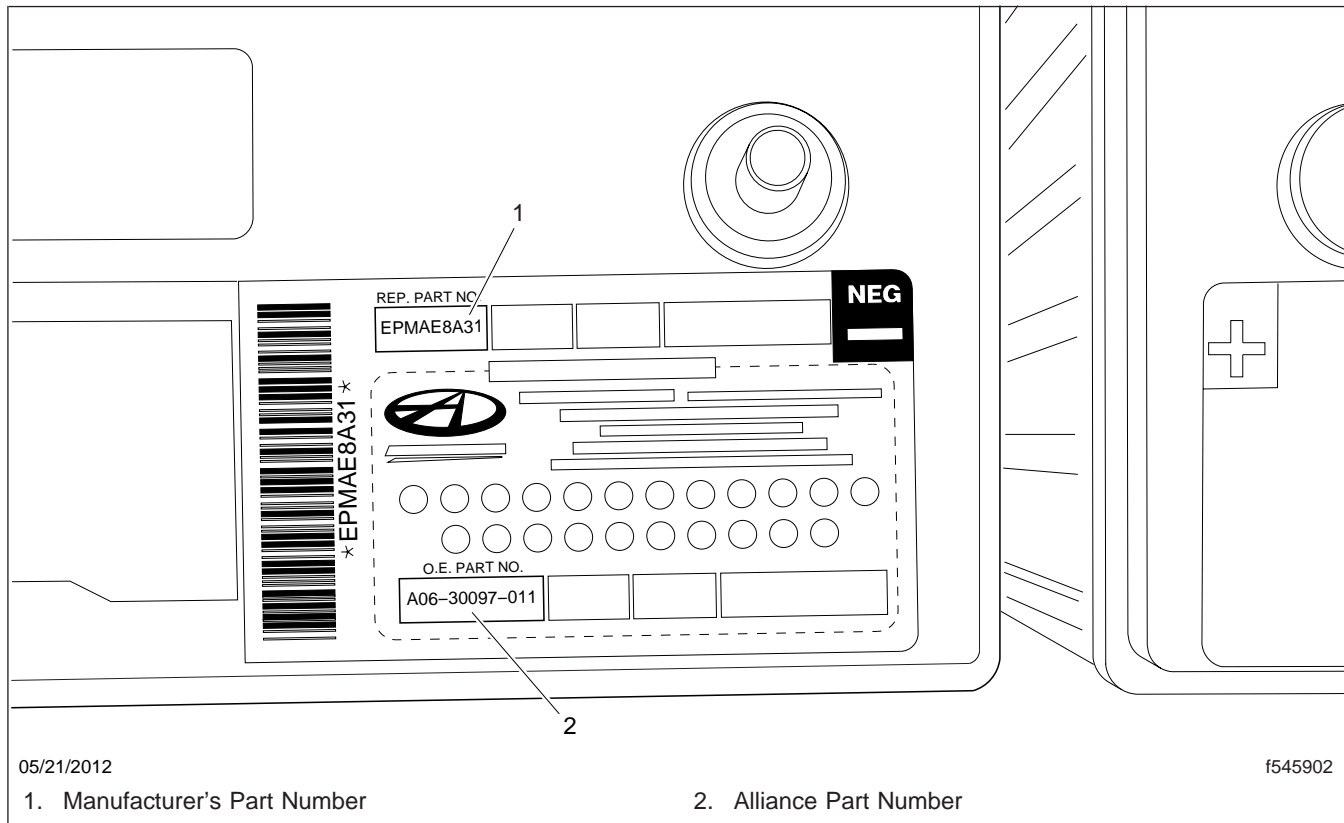


Fig. 3, Battery Label

See [Fig. 4](#) for a guide on selecting the correct battery.

When converting from 8A31 to 7T31 batteries, vehicles **not** equipped with a cold weather starting aid (block heater, coolant pre-heater, etc.) may be slower to start under freezing conditions. Ask the customer if they would like the engine idle shutdown settings changed to allow the unit to remain idling, as needed.

IMPORTANT: When replacing primary batteries, all four (4) batteries must be replaced at the same time, and they must all be the same battery type. Do not combine 7T31 (flooded) and 9A31 (AGM) batteries in the same system. The difference in charge and discharge rates between different types of batteries can shorten battery life.

Refer to the applicable workshop manual for battery replacement instructions. Make a note of the Midtronics test code of the failed battery for warranty claim purposes.

Warranty

This procedure is warrantable only if at least one factory-installed battery in the system is outgassed, all 4 batteries in the system are disabled in accordance with the process outlined below, and the repair is performed within the applicable base or extended coverage warranty period. Aftermarket and non-factory installed 8A31 batteries are excluded from this bulletin. If a failure is not found, this procedure is considered preventive and warranty does not apply.

FLA COE
 FLB COE
 FLD Conventional
 Business Class
 FLC 112 Conventional

> Century Class Conventional
 Argosy COE
 Cargo
 Columbia

Coronado
 Business Class M2
 > Cascadia
 108SD/114SD

**Freightliner
 Service Bulletin**

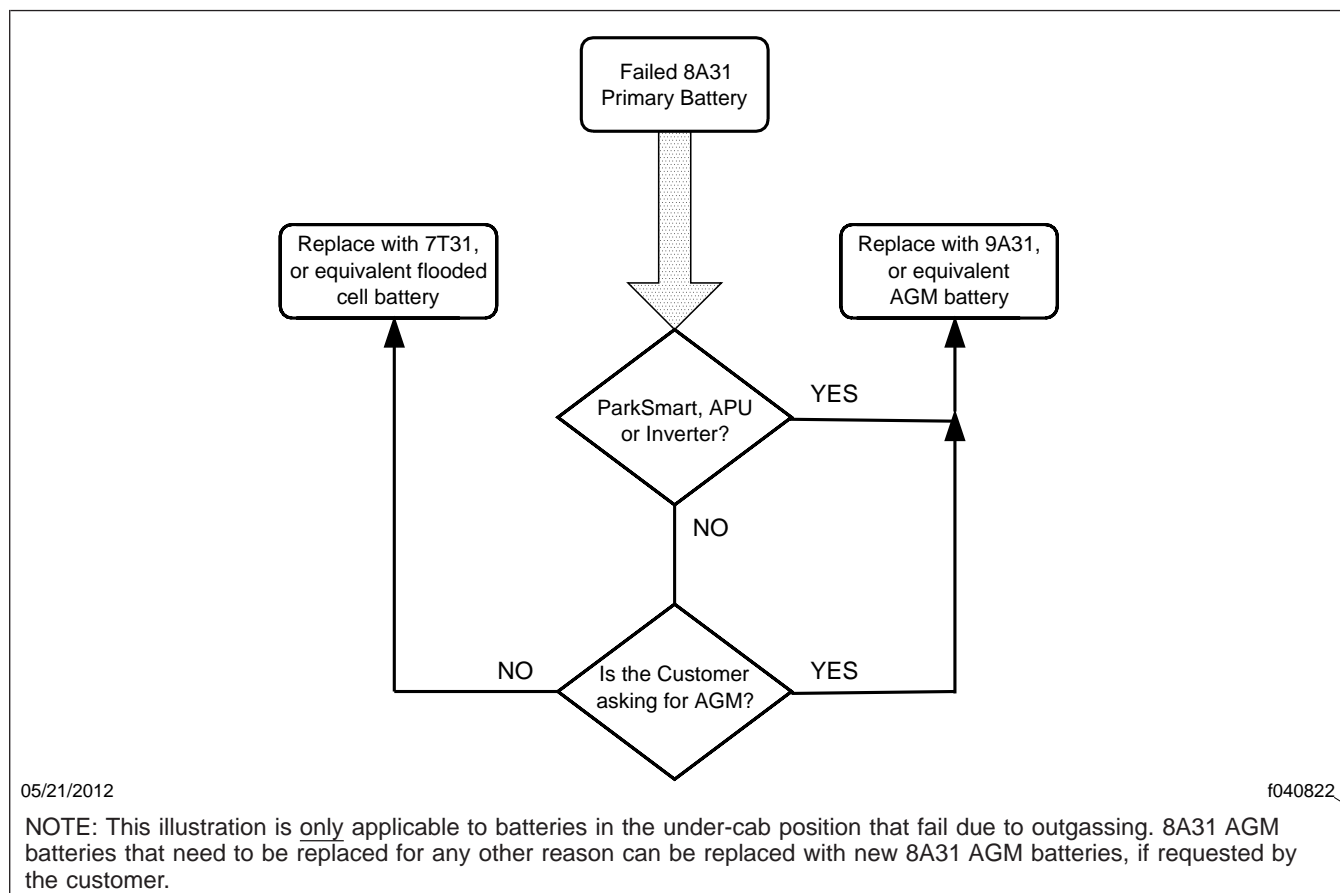


Fig. 4, Battery Selection Decision Tree

Photo identification of the battery failure must be provided to warranty, and all 4 batteries disabled in accordance with the process outlined below, before claims will be processed. The battery can be disabled by cutting off the negative battery stud. See [Fig. 5](#).

IMPORTANT: To ensure safe removal of the negative battery stud, be sure to cap the positive stud, or wrap it in electrical tape, to avoid shorting the battery.

Provide a single photo of each battery in the four-battery system that shows the disabled negative stud, evidence of outgassing, and the battery serial number. Serial numbers must be legible in the photos. See [Fig. 6](#).

Submit an inquiry via WSC to obtain battery failure codes for non-failed batteries that have been disabled. Include photos and serial numbers in the inquiry. Go to AccessFreightliner.com> Support> My Tickets And Submit An Inquiry> Claims> All Claim Inquiries> select drop down choice, "I have an issue with a BATTERY claim."

See [Table 1](#) for QuickClaim damage code and labor allowance information. Refer to this service bulletin by number at the beginning of the claim comments. See [Table 2](#) for OWL VMRS codes and labor allowance information. Enter this service bulletin number in the *Service Bulletin #:* field.

Freightliner Service Bulletin

FLA COE
 FLB COE
 FLD Conventional
 Business Class
 FLC 112 Conventional

> Century Class Conventional
 Argosy COE
 Cargo
 Columbia

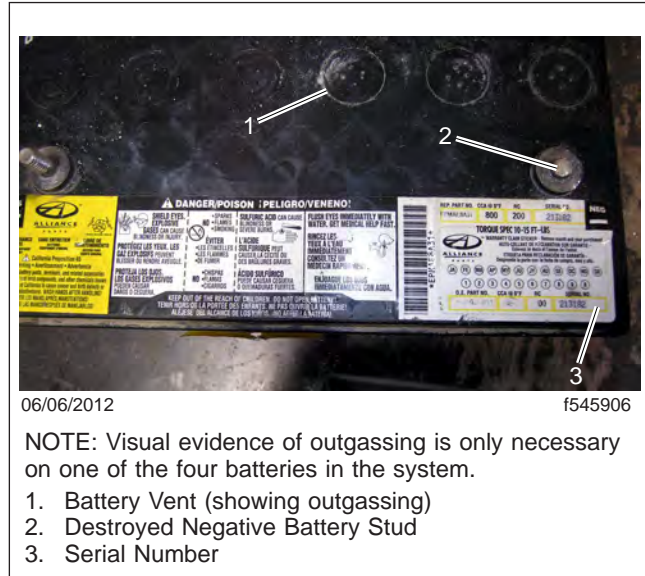
Coronado
 Business Class M2
 > Cascadia
 108SD/114SD



06/06/2012

f545907

Fig. 5, Battery Disabling



06/06/2012

f545906

NOTE: Visual evidence of outgassing is only necessary on one of the four batteries in the system.

1. Battery Vent (showing outgassing)
2. Destroyed Negative Battery Stud
3. Serial Number

Fig. 6, Example of Photo Evidence for Warranty

QuickClaim Damage Code and Labor Allowance			
Damage Code	SRT Code	Description	Time: Hours
292-101A08609	292-5010A	Batteries, Qty. 4, 8A31 AGM, Removal, Disabling, and Replacement	1.2
	939-6030A	Photo of disabled battery, 4 batteries	0.2

Table 1, QuickClaim Damage Code and Labor Allowance

OWL VMRS Codes and Labor Allowance					
Primary Failed Part	Component Code	Cause Code	SRT Code	Description	Time: Hours
8A31 AGM Batteries	032-001-001	8	292-5010A	Batteries, Qty. 4, 8A31 AGM, Removal, Disabling, and Replacement	1.2
			939-6030A	Photo of disabled battery, 4 batteries	0.2

Table 2, OWL VMRS Codes and Labor Allowance

Digital Photo Submission

QuickClaim Users

Submit digital photos via WSC. Go to AccessFreightliner.com> Support> My Tickets And Submit An Inquiry> Claims> Claim Documentation> select drop down choice, "I need to submit Claim Documentation." Attach the photos to the ticket, and list the ticket number in the beginning of the claim comments.

OWL Users

Attach digital photos directly to the claim on the Attachments tab.