



Service Bulletin

File in Section: -

Bulletin No.: PIC5667

Date: May, 2012

PRELIMINARY INFORMATION

Subject: Service Power Steering Message DTC C0800

Models: 2011 - 2012 Chevrolet Volt

The following diagnosis might be helpful if the vehicle exhibits the symptom(s) described in this PI.


Condition/Concern:


Some customers may experience a "Service Power Steering" message at times. The concern may also be followed by a current or history code C0800 set in the power steering control module.

Recommendation/Instructions:

If a root cause can't be determined by normal diagnosis, please review the following items below:


1. Check the F2UB (80 amp) fuse connection in the X50 auxiliary underhood fusebox. Check for a loose connection by checking the torque on the nut. Also check for any signs of arcing. If there is signs of arcing, replace the fuse and torque to the proper spec's.





2814516

2. Check the torque on the main power feeds cable at the X50 auxiliary underhood fusebox. If loose, torque to factory spec's and retest system.



2814517

Note: You will have to remove the fusebox cover to gain access to the fuse and the main power feeds. Please follow this diagnostic or repair process thoroughly and complete each step. If the condition exhibited is resolved without completing every step, the remaining steps do not need to be performed.