



Audi

Audi of America, Inc.

March 2012

Subject: Model Year 2011-2012 Audi S4 and S5 Owner's Manual

Audi of America, Inc.
2200 Ferdinand Porsche Dr.
Herndon, VA 20171
+1 703 364 7000
www.audiusa.com

Dear Valued Audi Owner:

Audi is committed to providing a premium ownership experience. The owner's manual that came with your vehicle serves as a guide to inform you of important information, tips, suggestions, and warnings for use of your vehicle. Unfortunately, information regarding the Launch Control Program was not included in the owner's manual. This letter and enclosed insert serve to provide you with information about the Launch Control Program if your vehicle is equipped with the S tronic transmission.

Please keep this letter and the enclosed insert with your owner's manual at all times.

Your authorized Audi dealer always has the most up-to-date technical information for your model. If you should have questions about your vehicle, please see your authorized Audi Service Advisor for assistance.

Thank you for being a member of the exclusive Audi family.

Sincerely,

Audi of America, Inc.




S tronic®

Launch Control Program

Applies to vehicles: with S tronic transmission


The Launch Control Program provides the best acceleration possible when starting from a stop.

Requirement: The engine must be at operating temperature and the steering wheel must not be turned.

- ▶ Press the  button while the engine is running. The  indicator light illuminates in the instrument cluster and **ASR off Caution! Limited driving stability** appears in the driver information system display.
- ▶ Move the selector lever to the S position or select the DYNAMIC mode in Audi drive select*.
- ▶ Press the brake pedal strongly with your left foot and hold it down for at least one second.
- ▶ At the same time, press the accelerator pedal down completely with your right foot until the engine reaches and maintains a high RPM.
- ▶ Remove your foot from the brake pedal within five seconds ⇒ .



WARNING

- Always adapt your driving to the traffic flow.
- Only use the Launch Control Program when road and traffic conditions allow it and other drivers will not be endangered or annoyed by your driving and the vehicle's acceleration.
- Please note that the driving wheels can spin and the vehicle can break away when ASR is switched off, especially when the road is slippery.
- Once you have accelerated, you should switch the ASR back on by pressing the  button.



Tips

- The transmission temperature may increase considerably after using the Launch Control Program. If that happens, the program will be unavailable for a few minutes. It will be available again after a cooling period.
- When accelerating using the Launch Control program, all vehicle parts are subject to heavy loads. This can result in increased wear.