



---

## Mis-Build Investigation Notice

**MIN #:** 12104

**Date:** February 9, 2012

**Subject:** Fuel Tank to Battery Box Bolt Clearance

**APPLIES TO VIN NUMBERS:** This procedure **ONLY** applies to vehicles flagged with MIN# 12104. All other vehicles built during this period have either been repaired prior to shipment or determined not to require this repair procedure.

**BUILD DATES:** September 21, 2011 to January 26, 2012


**DESCRIPTION:** This MIN applies to TranStar® & ProStar® units built 09/21/2011 through 01/26/2012 equipped with 0015DPP fuel tanks in combination with 0508046 battery box.

**PARTS INFORMATION:** No parts required

### **SERVICE PROCEDURE:**


Inspect clearance between battery box bolts and rear end cap of the left hand fuel tank.

- If more than ½ in. no further action is required.
- If less than ½ in. then follow procedure below:
  1. Drain fuel tank as required.
  2. Support fuel tank on suitable dolly or jack.
  3. Loosen fuel tank mounting straps adequately to move the fuel tank forward as required.
  4. Move the fuel tank forward slightly to obtain ½ in. clearance minimum between the fuel tank and battery box bolts. See Figure 1.



**Figure 1**

5. Verify that the front of the fuel tank has clearance to the mud flap. See Figure 2.



**Figure 2**

6. Tighten fuel tank mounting straps to 38-45 lb-ft. (51-61 N·m).
7. Refill fuel tank with fuel removed in step 1.

**LABOR INFORMATION:**

Operation number must appear on all claims.

Table 2 Labor Information


<b>Operation Number</b>	<b>Description</b>	<b>Time</b>
A40-12104-1	Inspection only	0.2
A40-12104-2	Inspection, drain tank, move tank, and refill tank	1.0

**WARRANTY CLAIMS:**

Expense is to be charged to Warranty. Claims are to be submitted in the normal manner, making reference to Mis-build Investigation Notice G-12104.

It is important that the coding be completed properly to assist in processing the warranty claim. Complete instructions will be found in the Warranty Procedures and Administrative Policy manual, Section 7.1.

To assure this important improvement is made in a timely manner all claims for G-12104 activity must be submitted by February 9, 2013 or within the normal warranty period for the vehicle, if after February 9, 2013.



WARR.	TP	PAD

All trademarks are marks of their respective holders.