


	GROUP Transaxle	MODEL '12 Optima
	NUMBER PS205	DATE February 2012
 		
<b>SUBJECT:</b> PITSTOP: OPTIMA (QF) DASHBOARD SHIFTER POSITION INDICATOR		

Some 2012 MY Optima (QF) vehicles may experience a situation where the shifter is placed in the 'PARK' position but the dash display may show 'Shift to "P" position' and the vehicle stays in accessory mode, however the transaxle parking pawl is engaged with no vehicle movement possible.



A possible cause for this may be due to the shift knob not seated correctly on the shift lever. The shift knob is designed with locking springs that set in detents on either side of the shift lever as shown.



To determine if the shift knob is the concern:

- Check if there is any slight up and down movement with the shift knob.
- Disengage the shift boot retainers from the console using a plastic tool
- With a swift, hard pull, pull the shift knob (and shift boot) off the lever completely and check function of the shift lever as described below.

With the shift knob removed the shift lever should function normally. To disengage the shift lock, press down on the white plastic rod at the top of the shift lever.

If the shift knob is determined to be the cause, replace the shift knob as required.

Part Name	Part Number	Description
Knob Assy- Gear Shift Lever	46720 2T000VA	PVC/Metal Paint
	46720 2T100VA	Leather Wrapped
	46720 2T200VA	Leather /Woodgrain
	46720 2T300VA	Black Gloss

