

SUBJECT: Water Entry into Clutch Housing.


Department: Service
Section: Clutch
Model(s): All w/Manual Transmission
Model Year(s): 2011 and after
Effective Date: 01/01/2012
Form #: TSB CL-08
Rev #:
Supersedes:

Purpose:

To advise dealers the procedures to correct water entry into the clutch housing. This condition may occur on manual transmission vehicles without a body that are in a storage area exposed to outside weather conditions.

Procedure:

1. Cut and remove the plastic tie strap PN# 5200980881 securing the wiring harness to the top of the flywheel housing. (Figures 1 & 2)



(Figure 1)



(Figure 2)

2. Apply sealer around the flange on a new plastic tie strap, reinstall and secure wiring harness. (Figures 3, 4 & 5)



(Figure 3)
PN# 5200980881



(Figure 4)

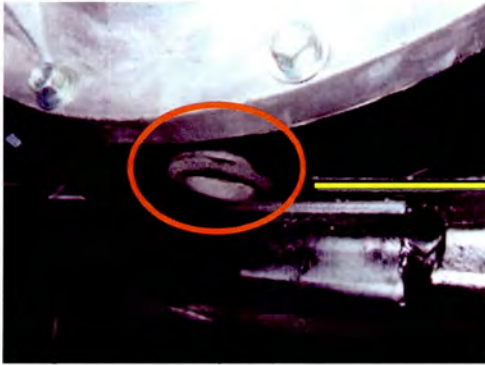


(Figure 5)

(Continued page 2)

The Information contained in this bulletin should not be interpreted as the basis for a warranty claim.

3. Remove the rubber plug from the bottom of the flywheel housing. (Figures 6 & 7)



(Figure 6)




(Figure 7)

4. Drill a 1/4" hole in the rubber plug and reinstall. (Figures 8 & 9)



(Figure 8)



(Figure 9)

Warranty Claim Information: (when applicable)

Trouble Code:	48600367
Failed Part Number	5221511661
Labor Code	509-B
Labor Hours	0.5 hrs

The Information contained in this bulletin should not be interpreted as the basis for a warranty claim.

Wells, Les

From: Wells, Les
Sent: Monday, February 06, 2012 1:50 PM
To: Wells, Les
Subject: FW: Premium Tech Tool (PTT) Updates

UD TRUCKS SERVICE MANAGERS / TECHNICIANS

Subject: Premium Tech Tool (PTT) Updates

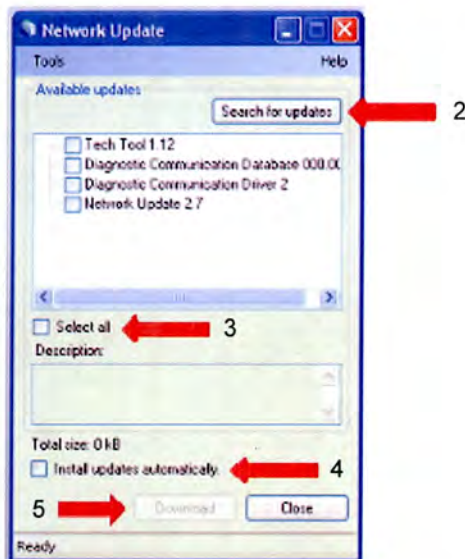
The purpose of this email is to stress the importance of updating PTT weekly.

Prior to any programming you must ensure the most recent updates are installed on your PC.

For PTT Updates click on the Globe Icon in the lower right task bar and follow steps 2 – 5 below.



Select "Search For Updates", "Select all", "Install updates automatically" then "Download".



Contact PTT Helpdesk at 877-978-6586 if you do not see the PTT Globe Icon or if you need assistance with any PTT issues.

Thank you,

Michael Ricks
Manager - Service Operations

UD Trucks North America
7900 National Service Road
Greensboro, NC 27409
Office: 336.393.4631
<http://www.udtrucksna.com>