



SERVICE BULLETIN

Classification: BR12-001	Reference: NTB12-012	Date: February 8, 2012
-----------------------------	-------------------------	---------------------------







2010 - 2011 SENTRA AND VERSA; BRAKE, ABS, AND/OR VDC LIGHTS ON WITH NO DTC STORED

APPLIED VEHICLES: 2010 -2011 Sentra (B16)
2010 -2011 Versa (C11)

SERVICE INFORMATION

If one or more of the indicator and/or warning lights in Figure 1 are ON and no DTCs are found stored, use the **REPAIR FLOW CHART** starting on page 2.

- The **REPAIR FLOW CHART** in this bulletin can be used in addition to the procedure(s) outlined in the applicable Electronic Service Manual (ESM).

Indicator/Warning Light	Name
 or 	Anti-lock Brake System
 or 	Brake Warning Light
	SLIP indicator light
	Vehicle Dynamic Control (VDC) OFF indicator light

TP120051

Figure 1

Nissan Bulletins are intended for use by qualified technicians, not 'do-it-yourselfers'. Qualified technicians are properly trained individuals who have the equipment, tools, safety instruction, and know-how to do a job properly and safely. NOTE: If you believe that a described condition may apply to a particular vehicle, DO NOT assume that it does. See your Nissan dealer to determine if this applies to your vehicle.

REPAIR FLOW CHART

