



Service Bulletin

File in Section: -

Bulletin No.: PI0685A

Date: September, 2012


PRELIMINARY INFORMATION

Subject: GM Accessory and Camaro Transformer High Wing Spoiler Center High Mount Stop Lamp (CHMSL) Cracking Around Fasteners

Models: 2010-2013 Chevrolet Camaro (U.S. and Canada Only)

This PI is being revised to add the 2013 model year. Please discard PI0685.

Condition/Concern



2775515

Some customers may comment on the CHMSL developing cracks in the area around the fasteners.

Recommendation/Instructions

DO NOT REPLACE THE SPOILER for this condition.


Replace the CHMSL high mount stop lamp using the following procedure:

1. Use a pick to remove the caps that cover the CHMSL screws.




2775519

2. Remove the screws from the CHMSL. Screws were installed with Loc-Tite. Some amount of force may be necessary to loosen the screws.



2775520

3. Unplug the CHMSL from the wiring harness. Be careful the harness does not slip back into the spoiler.
4. Connect the new CHMSL wiring harness.
5. Install the washers on the new spoiler. We recommend using Butyl to hold the washers in place when installing the CHMSL to spoiler. Tighten to 1.85 N•m +/- .15.



2775524

6. Install caps over the fasteners to complete the repair.

Parts Information

To obtain the new Spoiler CHMSL (WPC #630), fax the form included in this PI to the GM Warranty Parts Center (WPC).

Warranty Information

For vehicles repaired under warranty, use:

Labor Operation	Description	Labor Time
B6812*	Replace Spoiler CHMSL	0.3 hr
*This is a unique labor operation for bulletin use only. It will not be published in the Labor Time Guide.		

IMPORTANT NOTE WHEN PRINTING THIS FORM: If the form prints out on two pages, make certain you fax BOTH pages so that the WPC receives all the needed information. Missing information will delay or prevent the part from being shipped.

Parts Request Form – Warranty Parts Center
<p>Use this form ONLY for U.S., Canadian and Mexico Dealers. Export markets located outside of North America must contact their regional Technical Assistance Center for assistance.</p> <p>To: Warranty Parts Center</p> <p>e-mail: warrantypartscenterUSA@gm.com</p> <p>or WPC Fax: 248-371-0192</p> <p>Attn: Jeanette Dunn</p> <p>Part Being Requested: WPC #630 (CHMSL Service Kit)</p> <p>Dealer BAC (U.S.) /Dealer Code (Canada)/Dealer Number (Mexico):</p> <p>Dealer Name:</p> <p>Dealer Address:</p> <p>Dealer Contact Person:</p>

Parts Request Form – Warranty Parts Center

Dealer Phone Number:

Repair Order Number:

Vehicle VIN:

Important: If you do not receive the part within 2 business days after e-mailing or faxing your part request to the Warranty Parts Center, please call Customer Assistance at 248-371-9901/9902.

IMPORTANT NOTE WHEN PRINTING THIS FORM: If the form prints out on two pages, make certain you fax BOTH pages so that the WPC receives all the needed information. Missing information will delay or prevent the part from being shipped.