

**Classification:**

TF12-001

**Reference:**

ITB12-069

**Date:**

October 19, 2012

## 2011 - 2013 M56x AWD; SHUDDER DURING LOW SPEED TURNS

**APPLIED VEHICLE:** 2011- 2013 M56x (Y51) AWD ONLY**APPLIED VIN and DATE:** Vehicles built before JN1AY1AR(\*)1DM 590016 and April 26, 2012

### IF YOU CONFIRM:

A shudder condition is present when performing low speed turns when driving on dry roads/surfaces (i.e. parking lot maneuvers)

### AND

The Intelligent All Wheel Drive (AWD) system is NOT engaged by instrument control.

### ACTION:

1. Replace the breather tube and related hoses for the A/T and transfer assemblies with the ones listed in **PARTS INFORMATION**.
  - It is easiest to replace the breather tube and hoses while the transfer assembly is removed.
2. Replace the electric coupling located in the transfer assembly.
  - Refer to the Electronic Service Manual (ESM) as needed.
  - See **PARTS INFORMATION**.

**CAUTION:** Using transfer fluid other than Genuine NISSAN Matic J ATF will cause deterioration in drivability and transfer durability, and may damage the transfer, which is not covered by the INFINITI new vehicle limited warranty.

Infiniti Bulletins are intended for use by qualified technicians, not 'do-it-yourselfers'. Qualified technicians are properly trained individuals who have the equipment, tools, safety instruction, and know-how to do a job properly and safely. NOTE: If you believe that a described condition may apply to a particular vehicle, DO NOT assume that it does. See your Infiniti dealer to determine if this applies to your vehicle.

## PARTS INFORMATION

Description	P/N	Quantity
BRACKET (for breather hoses; @ A/T bell housing)	31069-1MD4A	1
HOSE - BREATHER (for A/T)	31098-1MC4A	1
HOSE - BREATHER (for transfer ass'y)	31098-1MD4A	1
COUPLING ASSY - ELECTRIC, TRANSFER	38760 - 1MD1A	1
SNAP RING	33112 - 0W411	1
SNAP RING	00922 - 14200	1
WASHER	11026 - 1CA0A	2
NUT	33143 - C620A	1
Nissan Matic J *	999MP - MTJ00P	2 1/8 Pints
Anaerobic Liquid Gasket (Permatex® 51813 or equivalent)	Permatex® 51813 Anaerobic Gasket Maker (Local Source) **	As needed

\* Order this item through the Infiniti Maintenance Advantage program: Phone: 877-INF-IMA1 (877-463-4621), order online via the link on [www.NNAnet.com](http://www.NNAnet.com)>Workspace tab>Parts and Service Section>Click on "Maintenance Advantage", or order direct at [www.nissantire.com](http://www.nissantire.com).

**CAUTION: Using transfer fluid other than Genuine NISSAN Matic J ATF will cause deterioration in drivability and transfer durability, and may damage the transfer, which is not covered by the INFINITI new vehicle limited warranty.**

\*\* Permatex® 51813 Anaerobic Gasket Maker is available at many local auto supply stores. To find a local source, visit their website at [www.permatex.com](http://www.permatex.com).

\*\* MSDS for this product is available at [www.permatex.com](http://www.permatex.com).

## CLAIMS INFORMATION

Submit a Primary Part (PP) type line claim using the following claims coding:

DESCRIPTION	PFP	OP CODE	SYM	DIA	FRT
R&I - TRANSFER ASSY	38760-1MD1A	KE01AA	ZN	32	(1)
RPL Electric Coupling Assy		KE071A			(1)

(1) Reference the current Infiniti Warranty Flat Rate Manual and use the Indicated FRT.

### And Combination same repair line

DESCRIPTION	PFP	OP CODE	FRT
RPL Breather Tube	38760-1MD1A	JA74AA	(1)


(1) Reference the current Infiniti Warranty Flat Rate Manual and use the Indicated FRT.




Old breather tube



New (replacement) breather hoses and bracket



Where breather hoses fit on bracket



Location of breather hoses and bracket  
Viewed from driver side – between engine and engine wall

For tips on coupling replacement, go to the next page.

**NOTE:** The following are helpful tips for coupler replacement.

The drive chain, front drive shaft, main shaft, and coupler assembly are removed together:

Use a rubber mallet to tap on the rear of the main shaft,  
while  
pulling outward on the front drive shaft.

**NOTE:** Move the front drive shaft and the main shaft alternately, a little at a time.




Figure 1

The following do not need to be disassembled / replaced as part of the coupler replacement.

- Front drive shaft (bearings and plug)
- Oil pump
- Companion flange (rear bearing, snap ring, spacer, and rear oil seal)
- Breather tube (on transfer case)
- Front case (main shaft bearing, snap rings main shaft oil seal, front oil seal, spacer).

**NOTE:** Make sure to use Anaerobic Liquid Gasket to reseal (reassemble) the case.

- Permatex® 51813 Anaerobic Gasket Maker or equivalent (local source).

