



Service Bulletin

PRELIMINARY INFORMATION

Subject: Malfunction Indicator Lamp (MIL) Illuminated, DTC P0442 and/or P0455 Set

Models: 2012-2013 Chevrolet Express 3500-4500 Cutaway Vans
2012-2013 GMC Savana 3500-4500 Cutaway Vans
Equipped with Upfitter Body and Side Mounted Fuel Tank

Condition/Concern

Some customers may comment on an illuminated malfunction indicator (MIL) lamp.

Upon investigation, the Technician may observe DTC P0442 and/or DTC P0455 set.


This condition may be caused by the fuel cap tether binding when installing the fuel cap and not allowing the fuel cap to seal completely or by the fuel cap tether being trapped between the fuel cap seal and the fuel fill pipe, not allowing the fuel cap to seal completely.

Recommendation/Instructions


The fuel cap tether will need to be repositioned from its current attachment point within the fuel fill pipe housing to the external 3 o'clock position or the fuel fill pipe housing edge.

Perform the following actions:


1. Connect a scan tool to the vehicle.
2. Turn ON the ignition with the engine OFF.
3. Perform the Diagnostic System Check - Vehicle.
 - ⇒ If DTC P0442 and/or P0455 are set, proceed to Step 4.
 - ⇒ If DTC P0442 and/or P0455 are not set, refer to Diagnostic Trouble Code (DTC) List – Vehicle in SI.




4. Remove the fuel cap tether fastener (1) from its attachment point within the fuel fill pipe housing.



5. Reinstall the fastener (1) to its original attachment point within the fuel fill pipe housing.



6. Remove the fastener at the external 3 o'clock position on the fuel fill pipe housing edge.



7. Install the gas cap.
 - 7.1. Orient the fuel fill cap tether, with the crimp side (not shown) of the tether terminal (1) **towards** the vehicle box as shown.
 - 7.2. Install a new fastener through the fuel fill cap tether terminal into the external 3 o'clock position attachment point on the fuel fill pipe housing edge and secure it.

8. Clear the DTCs with a scan tool.

Warranty Information

A Warranty Transaction submitted for the repair outlined in this bulletin should be directed to the **upfitter** and not submitted as a GM paid Warranty Transaction in Global Warranty Management (GWM). The suggested time for this repair is 0.3 hours.

GM bulletins are intended for use by professional technicians, NOT a "do-it-yourselfer". They are written to inform these technicians of conditions that may occur on some vehicles, or to provide information that could assist in the proper service of a vehicle. Properly trained technicians have the equipment, tools, safety instructions, and know-how to do a job properly and safely. If a condition is described, DO NOT assume that the bulletin applies to your vehicle, or that your vehicle will have that condition. See your GM dealer for information on whether your vehicle may benefit from this information.



WE SUPPORT VOLUNTARY TECHNICIAN CERTIFICATION