

SAFETY RECALL

Mack Trucks Inc.
Greensboro, NC USA



Date	Number	Release	Page
05.2026	SC0493	01	1(6)

No Trailer Turn Signal AN(4), PR(4)

RECALL INFORMATION

(May 2026)

Certain Mack AN(4) and PR(4) model trucks may be equipped with software that does not provide adequate current to support incandescent trailer turn signal indicators. As a result, the subject vehicles do not comply with FMVSS No. 108 S7.1.2 rear turn signal lamps. If a trailer is operated with inoperative trailer turn signal indicators, vehicles around the trailer would not be able to observe or anticipate when the trailer is turning or changing lanes, which could increase the risk of a crash.

Mack Trucks has not received any complaints or reports of vehicle crashes related to this safety defect; therefore, Mack considers this a proactive measure to protect the public and its customers from the potential risk associated with this defect.

To correct this safety issue, follow the instructions below to install a programming accessory kit to correct the parameter setting.

VEHICLES AFFECTED

Certain Mack AN(4) and PR(4) model vehicles manufactured between October 24, 2024, and February 26, 2026.

VEHICLE QUANTITY

There are 97 vehicles affected by this recall. (86 U.S., 11 CAN)

Parts

No parts are needed for this repair.

Required Tools & Equipment

Failure to use the proper tools when programming may result in labor times exceeding the covered limit.

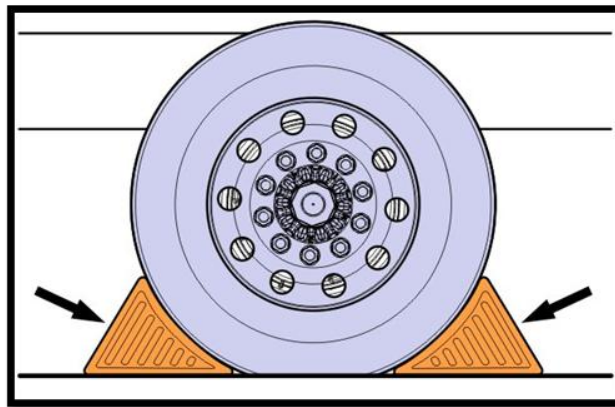
- Workshop Toolbox (Latest Version)

OR

- Premium Tech Tool (PTT) (Latest Version)
- Vocom II Tough: 88894400.
- USB cable: 88890313.
- 16-pin OBD cable: 88894001 (blue end).

Repair Instructions

1. Secure the vehicle for service.
2. Install wheel chocks.



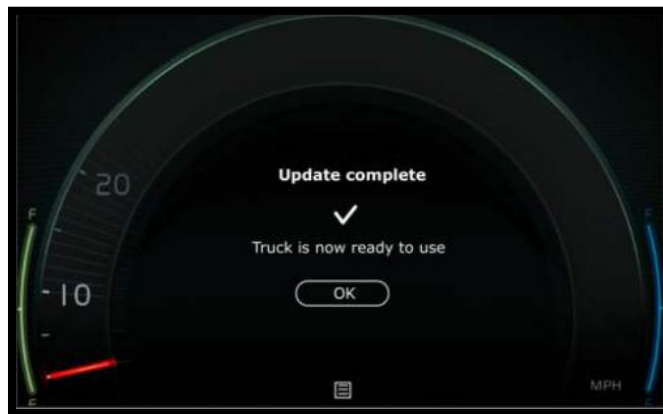
3. Select a repair method from the options below and continue with the corresponding repair instructions.
 - Over-The-Air programming
 - Wired programming
 - Workshop Toolbox
 - Premium Tech Tool

Over-The-Air

- Make sure the truck is outside, park on a level surface, key on, engine off, battery sufficiently charged, and parking brake set
- Software available should appear on the instrument display
- Select to proceed



- Software will start updating
- Once the software is updated, select ok



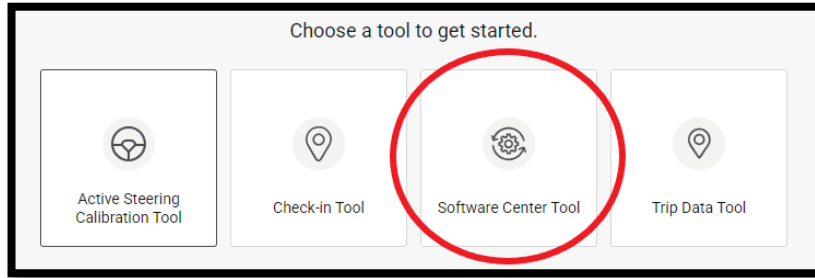
- Return the truck back to service

Workshop Toolbox Instructions

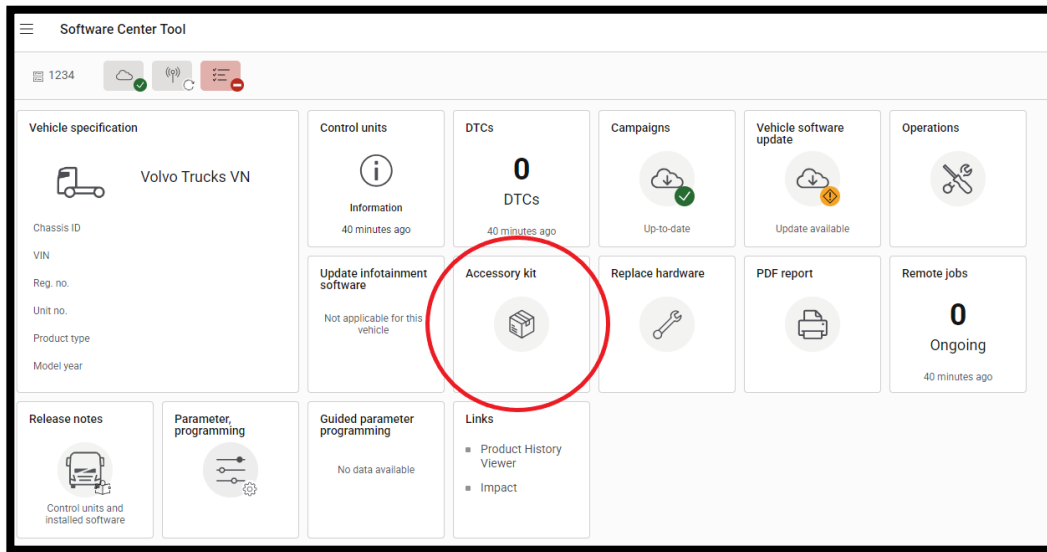
- Connect the vehicle to Workshop Toolbox
- Once connected, select the Software Center Tool

Important Note

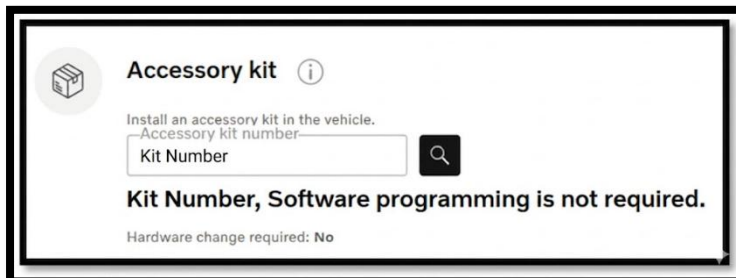
If the unit needs a complete service pack update, please perform the update outside this recall and claim using the normal warranty process.



- Select Accessory Kit



- Enter accessory kit number 26164744
- Install accessory kit
- If the message below is displayed, no further work is needed, and the truck can be released. Follow the reimbursement information below to claim the full labor amount.



- Once programming is complete, clear DTCs caused by programming

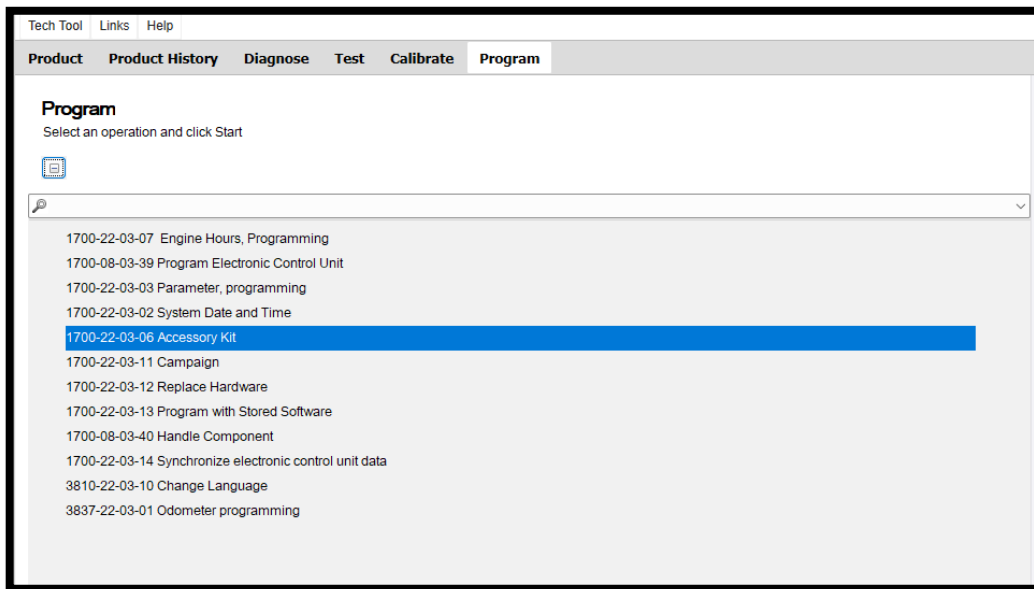
PTT Instructions

- Connect the vehicle to PTT
- Once connected, select the Programming tab

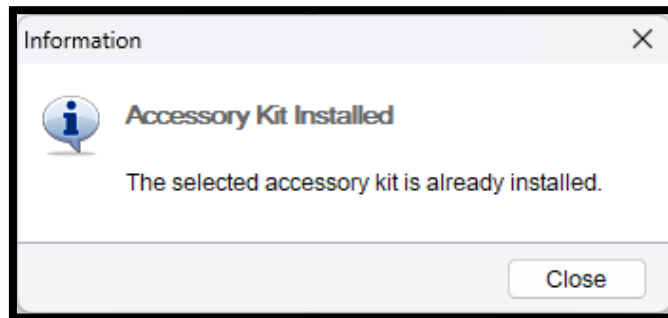
Important Note

If the unit needs a complete service pack update, please perform the update outside this recall and claim using the normal warranty process.

- Then select operation **1700-22-03-06 Accessory Kit**

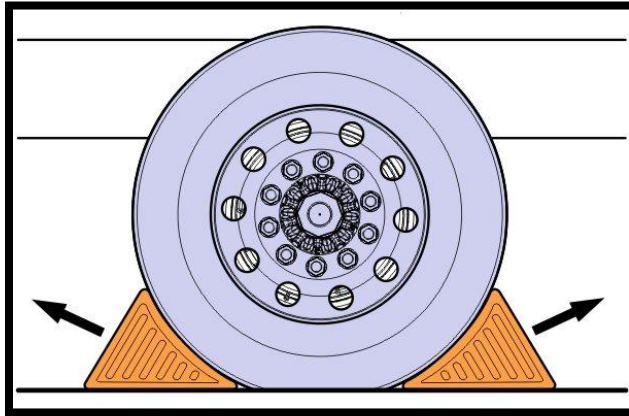


- Enter accessory kit number 26164744
- Install accessory kit
- If the message below is displayed, no further work is needed, and the truck can be released. Follow the reimbursement information below to claim the full labor amount.



- Once programming is complete, clear DTCs caused by programming

4. Remove wheel chocks.



5. Release the vehicle.

REIMBURSEMENT

This repair is covered by an authorized Safety Recall. Reimbursement is obtained through the normal claim handling process.		
		UCHP Reimbursement
Claim Type (used only when uploading from the Dealer Business System)		40
Recall Status		
Vehicle repaired per instructions		1-Modified per instructions
Labor Codes		
1700-22-03-06	Accessory Kit, Programming (3 x 0.1)	0.3
Causal Part		24482711
Authorization Number		C0539

Note: Dealers are to perform Safety Recalls on all subject vehicles at no charge to the vehicle owner regardless of mileage, age of vehicle or ownership (original purchaser or subsequent purchasers). Whenever vehicles are subject to a Safety Recall are brought to your dealership for service, it is strongly recommended that every effort be made to perform the recall correction before the vehicle is released to the owner.