

Technical BULLETIN

©2026 YAMAHA MOTOR CORPORATION, U.S.A.

SAFETY RECALL

This modification has top priority. This bulletin must be performed immediately to ensure customer safety.

NOTE: Bulletins that announce a recall will have an "R" at the end of the bulletin number.

CERTAIN MODEL YEAR 2026 TW200 MOTORCYCLES

FACTORY MODIFICATION CAMPAIGN – Speedometer Drive Gear Malfunction

i

INTRODUCTION

Yamaha Motor Company, Ltd. has determined that a defect relating to motor vehicle safety exists in certain 2026 TW200 motorcycles.

The front wheel's Gear Unit Assembly, which drives the speedometer cable, may not be rigid enough. It can deform and not turn correctly after the axle bolt is tightened. If so, the speedometer may display inaccurate speed or may not work at all. If this happens, the operator may become distracted or unable to assess the vehicle's speed, which could result in the loss of control potentially leading to a crash with severe injury or death.

To correct this defect, Yamaha Motor Corporation, U.S.A. has been directed to initiate a Factory Modification Campaign. Affected units must have the Gear Unit Assembly replaced.

Yamaha is notifying all registered owners of affected units by mail. A copy of our letter is included in this bulletin. The customer should take this letter along with the affected unit to an authorized Yamaha dealer for modification.



GEAR UNIT ASSEMBLY

If your dealership was invoiced for any affected units, you will get a computer report listing them in the mail with a copy of the bulletin. Use the list to help ensure all affected units are modified. All sold units that have been registered with Yamaha will show the customer's name and address. Your dealership must notify the owner of any affected unit that was sold but listed as "unregistered" in the report. You must modify all affected units in your inventory as well as all customer-owned units brought to you for this service. Any affected unit you purchase from Yamaha in the future may also require modification. If you purchase a unit from another dealer or Yamaha, check to see if the procedures in this bulletin have already been performed before you sell the unit.

It is a violation of Yamaha policy for your dealership to deliver any affected units to customers until the procedures in this bulletin are performed.

When the modification on each unit is performed, follow the *Warranty Information* section of this bulletin to receive reimbursement. Be sure to use the Factory Modification Campaign procedures in Chapter 7 of the *Warranty and Y.E.S. Handbook* (P/N: LIT-11760-00-21).



DEALER ACTION SUMMARY

Unsold &

Sold Units: Use the Yamaha Dealer System (YDS) Unit Status to ensure the unit is affected and that it is not already modified. All affected units must be modified, whether or not there is speedometer malfunction.

Parts: Yes, see the *Parts Information* section of this bulletin for more information.

Warranty: Factory Modification Campaign. See the *Warranty Information* section of this bulletin. This modification applies to all affected units regardless of ownership or warranty status.

Notify

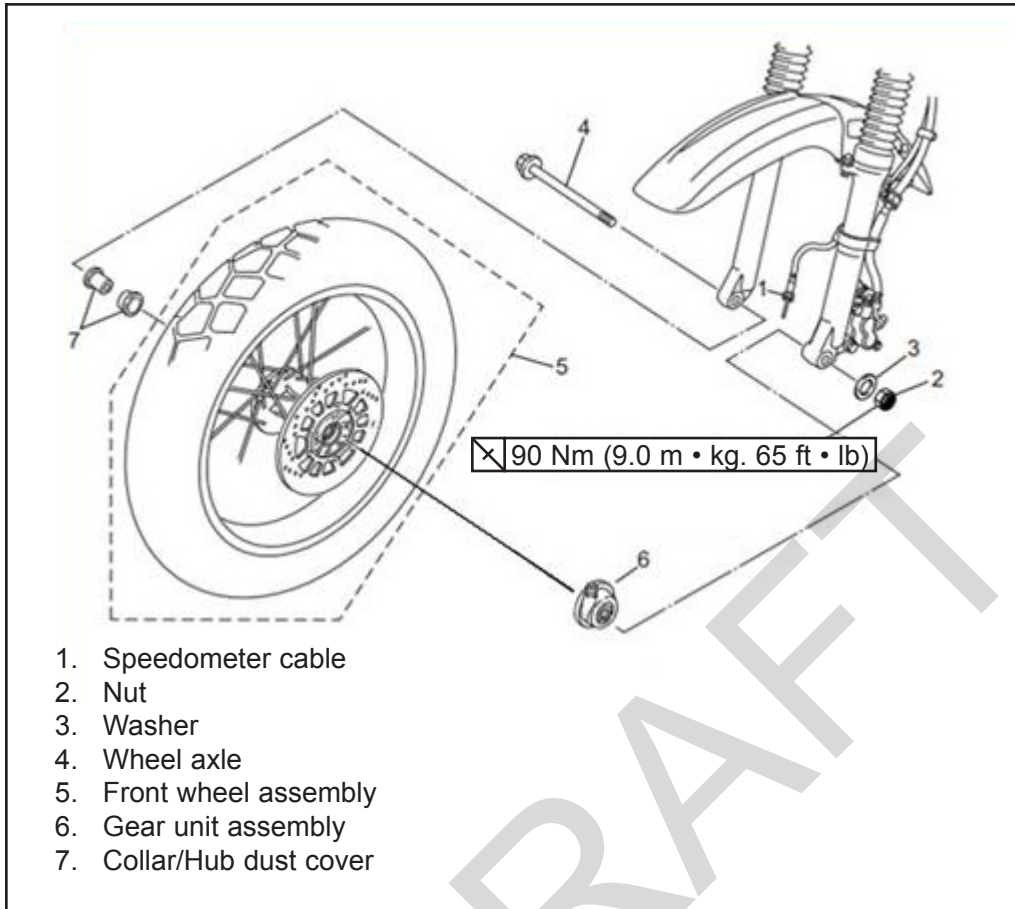
Customers: Yes, you must immediately contact any customer whose unit shows as unregistered on the report enclosed with the mailed copy of this bulletin. Yamaha has sent letters to customers whose units were registered with Yamaha as of **xx/xx/2026**.



AFFECTED RANGE

Year	Model	Vehicle Identification Number (VIN)	
		From	To
2026	TW200T2	JYA3AWE02TA199147	JYA3AWE00TA201025
	TW200T2C	JYA3AWC03TA199158	JYA3AWC02TA199667

IMPORTANT: Affected VINs may not be consecutive. **Always** check YDS Unit Status before starting any repair.

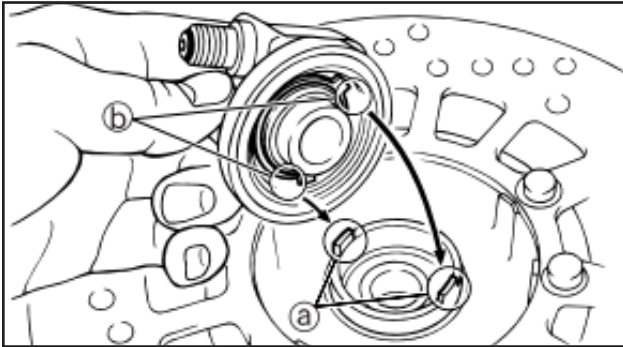


REMOVING OLD GEAR UNIT ASSEMBLY


1. Place the vehicle on a maintenance stand so the front wheel is elevated.
2. Remove the speedometer cable (1) from the gear unit assembly (6).
3. Remove the front wheel assembly (5). Set aside the collar/hub dust cover (7), washer (3) and nut (2) as they will be reused.
4. Remove the old gear unit assembly (6).

INSTALLING NEW GEAR UNIT ASSEMBLY

1. Clean any existing grease, dirt, and debris, from the nut (2), washer (3), and wheel axle (4). Then apply a thin coating of lithium-soap-based grease to the wheel axle. **Take care not to get any grease on the threads of the wheel axle.**
2. Install the new gear unit assembly onto the front wheel. Make sure the projections (a) in the wheel hub are aligned with the slots (b) in the gear unit.



3. Install the front wheel assembly to the front fork in the reverse order of removal. Make sure the projection (a) (torque stopper) on the front fork is placed (b) in the gear unit assembly as shown. Hand-tighten the wheel axle nut.

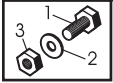


4. Before torquing the wheel axle nut, check that the fork rebounds smoothly by removing the vehicle from the maintenance stand and pushing down hard on the handlebars several times to observe proper rebound. Then place the vehicle back on the maintenance stand.
5. Tighten the wheel axle nut (2) to 90 Nm (9.0 m·kg, 65 lb·ft).
6. Install the speedometer cable (1) into the gear unit assembly.
7. Rotate the front wheel and check that the speedometer is working properly.



IDENTIFICATION PROCEDURE

After modifying a unit, make sure to properly record and submit the warranty claim for this recall to update the unit's repair history in Yamaha's database and to ensure correct reimbursement.



PARTS INFORMATION

The countermeasure parts for this factory modification campaign are provided as a KIT.

Part Number	Description	Qty.	Dealer Cost
90891-20455-00	GEAR UNIT ASSY KIT 1FK	1	\$21.69



WARRANTY INFORMATION

The owner of each registered vehicle will receive a letter announcing this campaign. The customer's letter includes the Vehicle Identification Number and Recall Number.

The modification is authorized for all affected motorcycles, both sold and unsold, regardless of ownership or warranty status. You do not need the customer's letter to perform the modification or to file for reimbursement.

Submit a Recall Claim as described below using Campaign Number **990187**. The labor allowance is **0.3 hours**.

To submit your Recall Claim on YDS, go to *Service > Warranty Claims/Authorization > Claims/Authorization > New*. Then, under *Warranty Request*, select "Yes" for "Recall or Service-per-Bulletin?"

If you have any questions about proper procedures for Factory Modification Campaigns, see Chapter 7 in your *Warranty and Y.E.S. Handbook* (LIT-11760-00-21).



YAMAHA MOTOR CORPORATION, U.S.A. 1270 Chastain Road NW, Kennesaw, GA 30144-5586 800-962-7926

IMPORTANT SAFETY RECALL NOTICE

This notice applies to your vehicle, VIN xxxxxxxxxxxxxxxxxx Model: xxxxxx

April xx, 2026

990187

Dear Yamaha Owner:

Yamaha Motor Company, Ltd. has decided that a defect that relates to motor vehicle safety exists in certain 2026-model TW200 motorcycles. Our records indicate that you own the affected vehicle shown above.

The reason for this recall: Due to a material(s) defect, the front wheel's Gear Unit Assembly, which drives the speedometer cable, may not be rigid enough. It can deform and not turn correctly after the axle bolt is tightened. If so, the speedometer may display inaccurate speed or may not work at all. If this happens, the operator may become distracted or unable to assess the vehicle's speed, which could result in the loss of control potentially leading to a crash with severe injury or death.

What Yamaha and your dealer will do: Your authorized Yamaha dealer will replace the Gear Unit Assembly with a new Gear Unit Assembly kit. The procedure takes just under 20 minutes to perform. Your dealer may need to have your motorcycle longer than this, however, depending upon their scheduling. **There will be no charge to you for this procedure.**

What you should do now: Please call your Yamaha dealer to make a service appointment to have this procedure performed. At that same time, you can find out how long they expect to keep your vehicle for this service. Remember to take this letter with you when you take in your vehicle.

You should not operate your affected motorcycle except to take it to the dealer for modification.

If you are unable to return to the Yamaha dealer who sold you the vehicle, this service will be performed by any authorized Yamaha Motorcycle dealer. For the name of a dealer near you, call 800-88-YAMAHA or visit the Yamaha web site at www.yamaha-motor.com.

If you have had this repair performed before you received this letter, you may be entitled to receive reimbursement for the cost of obtaining a pre-notification remedy of the problem associated with this repair. For more information, contact Yamaha Customer Relations at 800-962-7926.

Federal regulations require that any vehicle lessor receiving this recall notice must forward a copy of this notice to the lessee within 10 days.

If you need help: If, after contacting your dealership, you have questions or concerns which the dealership is unable to answer, please write to:

Yamaha Motor Corporation, U.S.A.
Customer Relations Department
1270 Chastain Road NW
Kennesaw, GA 30144-5586

Or call: 800-962-7926

If, after contacting Yamaha Customer Relations, you are still not satisfied that we have done our best to remedy the situation without charge and within a reasonable time, you may submit a written complaint to the Administrator, National Highway Traffic Safety Administration, 1200 New Jersey Avenue, SE., Washington, DC 20590; or call the Auto Safety Hotline at 888-327-4236 (TTY: 800-424-9153); or go to <http://www.safercar.gov>. Refer to NHTSA recall number xxxxxx.

If you no longer own this Yamaha: If you have sold your motorcycle to another party, please call us toll-free at 800-962-7926 with the name and address of the new owner, along with the Vehicle Identification Number (VIN) shown at the top of this letter.

We're sorry to cause you any inconvenience, but we are sincerely concerned about your safety and continued satisfaction with our products. Thank you for giving your attention to this important matter.

Sincerely,
Motorsports Service Support
Yamaha Motor Corporation, U.S.A.