



SAFETY RECALL

ID No. M0490
Ref. No. RCB-001-26
Release Date 3-24-2026

M0490 OWNERS MANUAL CONTENT ERROR

OVERVIEW

The subject vehicles may have been distributed with an incorrect owner's manual, which includes maintenance instructions that are inaccurate as applied to the subject model. The inaccurate instructions include torque tightening specifications for the front U-bolt in periodic maintenance that could be excessive. For all subject vehicles, a Hino dealer will provide the correct owner's manual.

NEW VEHICLES IN DEALERSHIP INVENTORY As required by Federal law (49 Code of Federal Regulations § 577.13), dealerships are not to deliver any new vehicles in their inventory that are involved in a Safety Recall unless the vehicle has been remedied. Refer to the appropriate Vehicle Identification Number (VIN) list to determine vehicle eligibility.

SUBJECT VEHICLES

Certain 2026 model year Hino L-Series vehicles that were assembled at the Mineral Wells, West Virginia, USA assembly plant.

NOTE: Refer to the appropriate Vehicle Identification Number (VIN) list to determine vehicle eligibility.



M0490 OWNERS MANUAL CONTENT ERROR

BEFORE YOU BEGIN


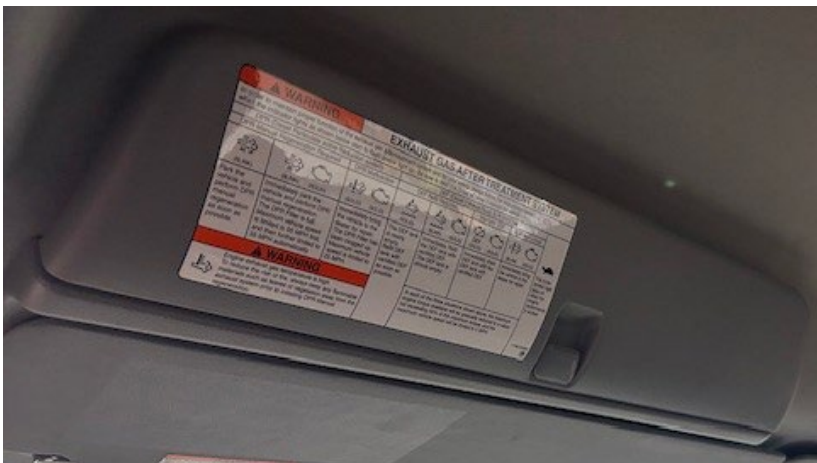
- Read and understand all instructions and procedures before you begin the work.
- Read and follow all **WARNINGS** and **NOTICES** set forth in this publication. These alerts help to avoid damage to components, serious personal injury, or both.
- Park the vehicle on a flat, level and solid surface.
- Place the gear shift lever in "Neutral" or "Park".
- Apply the parking brake firmly and confirm parking brake activation.
- Turn off the engine and remove the key from the ignition switch.
- Always wear safety glasses or goggles to protect your eyes.
- Place wheel chocks in front of and behind all the wheels to prevent the vehicle from moving.

PARTS

PART NUMBER (Supplier No.)	PART DESCRIPTION	QUANTITY
01999EW030	2026 Owners Manual	1

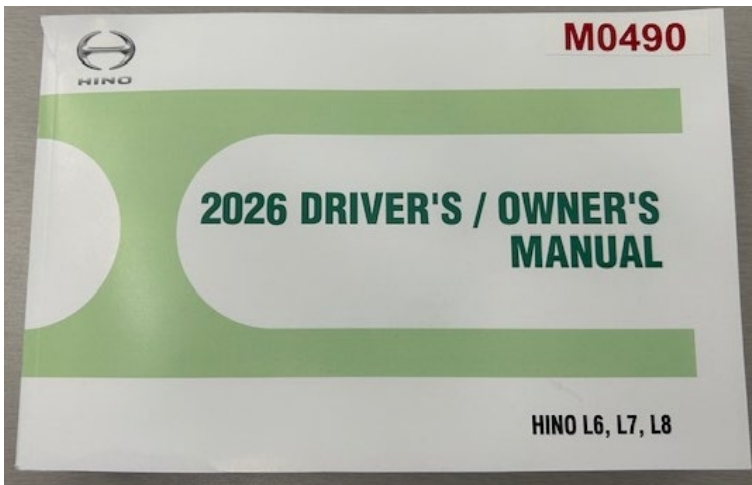
REPAIR PROCEDURE

1. Locate the driver side overhead glove box. Once located, remove and discard the original 26MY Owner's Manual.



REPAIR PROCEDURE CONTINUED

2. Confirm that the new owner's manual has the M0490 sticker in the upper right corner as shown below, this ensures that the manual has the correct contents.



3. Replace the original manual with the updated manual.





M0490 OWNERS MANUAL CONTENT ERROR

FINAL INSPECTION

1. To complete this procedure review and confirm the following:
 - Original manual has been located and discarded.
 - M0490 Manual has been installed into the glove box

CLAIM APPLICATION

* Reimbursable in accordance with the terms and policies of the Hino limited warranties.

- a) Campaign No.: M0490
- b) Labor charge: 0.2 Hours
- c) Warranty code: 71451
- d) Trouble code: 98
- e) Operation code: 71450AOT
- f) Original failed part: 9999999999