



SIB 64 01 26

RECALL 26V-096: CHECK AND REROUTE COCKPIT WIRING HARNESS

2026-03-12

This Service Information Bulletin (Revision 4) replaces SI B64 01 26 **dated March 2026**.

What's New:

- Procedure updated
- Claim Information updated

<input checked="" type="checkbox"/>	THIS REPAIR IS MOBILE FRIENDLY
<input type="checkbox"/>	THIS REPAIR IS REMOTE SOFTWARE UPGRADE (RSU) FRIENDLY

MODEL

E-Series	Model Description	Production Date
G60	5 Series Sedan & i5 Sedan	June 23, 2023 – April 9, 2025
G70	7 Series Sedan & i7 Sedan	July 4, 2022 – April 9, 2025
G90	M5 Sedan	June 18, 2024 – April 9, 2025
G99	M5 Touring	November 6, 2024 – April 8, 2025

AFFECTED VEHICLES

Vehicles which require this campaign to be completed will show it as “Open” when checked either in AIR, AWP, Campaign Summary or Warranty Vehicle Inquiry.

Please make sure you check your dealer inventory as soon as possible. As of February 18, 2026, you can see a list of affected vehicles in Inventory Campaign Details (ICD) under ROSS.

SITUATION

BMW AG is conducting a Voluntary Safety Recall (effective February 17, 2026) on certain Model Year 2023 - 2026 BMW vehicles that were produced between July 4, 2022, and April 9, 2025.

This safety recall involves an electrical wiring harness for the air conditioning system. During replacement of the vehicle's cabin air filter, a wiring harness for the air conditioning system, which is near the filter's housing cover, could be damaged. This could cause the air conditioner to stop working. In some cases, a short-circuit could occur and, in an extreme case, this could lead to a thermal event or fire.

The Recall Notice and FAQ have been attached for further information.


CAUSE

When servicing the cabin air microparticle nanofilter, it is possible to pinch and thereby damage the vehicle's wiring harness while re-installing the retaining screws for the cabin air nanofilter's plastic cover.

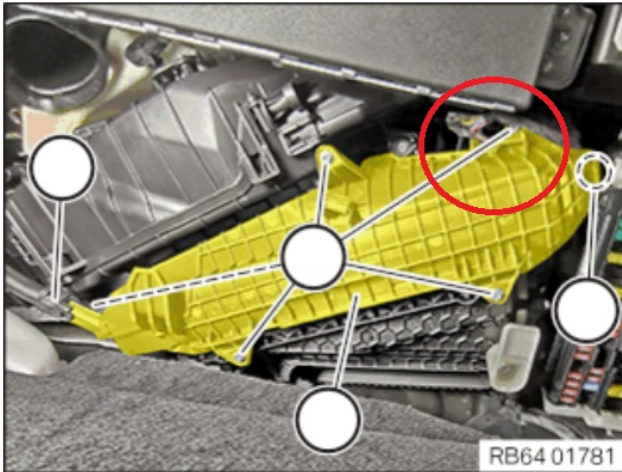
CORRECTION

Use caution when re-installing the plastic cover for the cabin air filter to ensure no damage is done to the vehicle's wiring harness.

Inspect the harness routing, and add a retainer to the harness (arrow) to prevent it being pinched under the air filter plastic cover.




PROCEDURE



Follow Repair Instructions REP 64 31010 to access the cabin air nanofilter.

Check the vehicle wiring harness routing (circled) to ensure it is not pinched by the plastic cover over the filter.




This is where the harness can be damaged when installing the cabin air filter cover screw.



This shows the harness damage; the sheathing has been abraded.



With the harness pulled out of the way, you can see the screw mounting hole for the cabin air filter cover.



Double check the routing of the harness prior to installing the screws for the cabin air filter cover.

The upper photo has the harness visible through the mounting hole. This positioning is not acceptable- the harness must be moved out of the way of the mounting screw.


If the wiring harness has already been damaged during the installation of the cabin air filter cover, the damaged section of the wiring harness must be repaired.



The lower photo shows the harness positioned in front of the mounting screw, which is an acceptable routing.

The original harness retainer must be disconnected. This is shown by the red arrow below. It can be left clipped into vehicle but must be disconnected from harness for strain relief.

Install a new harness retainer with cable strap on the instrument panel wiring harness, see green arrow.



PARTS INFORMATION

Use and invoice the part number listed below when applicable.

Part Number	Description	Quantity
61 13 9 200 225	Cable Strap with Bracket (DN = 1, Rounds up to a qty of 10)	1

CLAIM INFORMATION

Reimbursement for this Recall will be via normal claim entry utilizing the applicable work package information below, and part number listed above.

Repair Code:	0061510900	G6x G7x G9x Refastening vehicle cockpit wiring harness
---------------------	-------------------	---

Below are the special flat rate labor operation code choices for this action.

Plusposition (+)	Completion before the first vehicle delivery to a customer (New in-stock/No in-service date), or the vehicle is already in the workshop for another reason and/or repair, identified by the “ (Plusposition) ” reference in the descriptions below.
Main work	The vehicle arrives for this Recall, no other Main work will be performed/claimed during this workshop visit, identified by the “ (Main work) ” reference in the descriptions below

When applicable, only one Main work flat rate labor operation code can be claimed per workshop visit.

Work Package	Labor Operation	Description	Labor Allowance
# 1	00 79 675	Checking the wiring harness routing (OK) and retrofitting cable straps (Plusposition) (Includes 64 31 502)	4 FRU

© 2026 BMW OF NORTH AMERICA, LLC. ALL RIGHTS RESERVED

# 2	00 79 136	Checking the wiring harness routing (OK) and retrofitting cable straps (Main work) (Includes 64 31 502)	6 FRU
-----	-----------	---	-------

Or:

Work Package	Labor Operation	Description	Labor Allowance
# 3	00 79 676	Checking the wiring harness routing (wiring harness trapped, wiring harness OK) and retrofitting cable straps (Plusposition) (Includes 64 31 502)	4 FRU
# 4	00 79 137	Checking the wiring harness routing (wiring harness trapped, wiring harness OK) and retrofitting cable straps (Main work) (Includes 64 31 502)	6 FRU

Or:

Work Package	Labor Operation	Description	Labor Allowance
# 5	00 79 677	Checking the wiring harness routing and performing repairs (wiring harness trapped and/or screwed on, wiring harness not OK) and retrofitting cable straps (Plusposition) (Includes 64 31 502)	9 FRU
# 6	00 79 138	Checking the wiring harness routing and performing repairs (wiring harness trapped and/or screwed on, wiring harness not OK) and retrofitting cable straps (Main work) (Includes 64 31 502)	10 FRU

If needed:

Sublet – Bulk Supply Materials (RO and Claim Comments Required)

Sublet Code 4	Reimbursement for the repair-related bulk supply materials (Do not use the BMW part numbers for claim submission)	Up to \$5.00
----------------------	---	--------------

Sublet reimbursement calculation for claiming the applicable repair-related bulk supply materials (BMW part numbers) is at the dealer net (DN) price for the full or proportional quantities used plus your center's handling.

Enter this material cost in sublet and itemize the amount on the repair order and in claim comment section.

And only when the following applies:

BMW Maintenance Program (Oil Service with Connected Microfilter Replacement)

If the vehicle has an active standard or extended maintenance program and the “**Engine Oil Service with a connected microfilter task**” (**Svc Counter 2, 4, 6...**) shows either Bundling Eligible (BE), Recommended or Due in the Service status field, then under additional RO line items, perform, submit, and claim for:

- This Campaign's **Plusposition labor operation Work Package (1,3, or 5)** that applies, and the-
- **Main labor operation for the Standard Scope labor 00 00 105** under BMW Maintenance Program Repair Code 85990501MP, and-
- The **Engine Oil Service task** under the applicable BMW Maintenance Program Repair Code, and-

- The **Microfilter** part number only **without labor operation code 00 00 616** (includes 64 31 502) under the applicable BMW Maintenance Program Repair Code, and-
- Reset the CBS data

Or the:

Vehicle was already repaired

Work Package	Labor Operation	Description	Labor Allowance
# 7	00 79 678	Vehicle was already taken care of through another repair or Technical Campaign (Plusposition)	1 FRU
Or:			
# 8	00 79 139	Vehicle was already taken care of through another repair or Technical Campaign (Main work)	1 FRU

Claim Repair Comments

Reference the SIB number, the issue (briefly), and the work package (WP) number performed in the technician's RO notes, and in the claim comments (For example: B64 01 26 Cockpit wire harness WP 1), unless otherwise required by State law.

Reimbursements of Recall Remedy Comparable Prior Customer-Pay Repairs (TREAD Act)

Based on the issue/repair, and the age of the Affected Vehicles being addressed by this Safety Recall Campaign, a reimbursement request for a qualifying prior customer-pay repair is not likely.

However, if you do receive a reimbursement request from a customer for a prior repair that may qualify, please contact the Warranty department (include a legible copy of the invoice) through IDS by selecting Coverage, Policy, Coding Questions and Mileage Corrections. The Warranty department will review and respond to your inquiry accordingly.

FEEDBACK REGARDING THIS BULLETIN

Technical Feedback	To submit feedback for the technical topic of this bulletin: Submit your feedback in the rating box at the top of this bulletin
Warranty Feedback	To submit feedback for the CLAIMS section of this bulletin: Submit an IDS ticket to the Warranty Department, or use the chat available in the Warranty Documentation Portal
Parts Feedback	To submit feedback for the PARTS section of this bulletin: Submit an IDS ticket to the Parts Department

Supporting Materials

[picture_as_pdf B640126 Recall Notice.pdf](#)

[picture_as_pdf B640126_26V-096-ACWiringHarnessAndMicrofilter-FAQ-\(17feb2026\).pdf](#)

SAFETY RECALL NOTICE

To: All Center Operators, Sales Managers, Service Managers, Parts Managers and Warranty Processors

RE: Recall 26V-096: Check and Reroute Cockpit Wiring Harness – B64 01 26

BMW AG is conducting a Voluntary Safety Recall (effective February 17, 2026) on certain Model Year 2023 - 2026 BMW vehicles that were produced between July 4, 2022, and April 9, 2025.

Please be reminded that it is a violation of federal law (The Safety Act) for you to sell, lease or deliver any new motor vehicle covered by this notification until the recall repair has been performed. This means that Centers may not legally deliver new motor vehicles to consumers until they are fixed or use/sell replacement equipment/parts subject to this recall. Note also that substantial civil penalties apply to violations of the Safety Act.

Also, you should not sell, lease or deliver any Certified Pre-Owned or used vehicles subject to a safety recall until the repair is completed.

Please follow any special instructions that we provide to you for the return or disposition of recall parts.

We appreciate all your assistance with this Recall.

Safety Recall
26V-096
Wiring Harness
Model Year 2023-2026
BMW 5 Series / i5, 7 Series, i7, M5

Q1. Which BMW models in the US are potentially affected by this Safety Recall?

Certain Model Year 2023-2026 BMW 5 Series, i5, 7 Series, i7, and M5 models, in the U.S., are potentially affected.

Q2. What is the specific issue?

This safety recall involves an electrical wiring harness for the air conditioning system. During replacement of the vehicle's cabin air filter, a wiring harness for the air conditioning system, which is near the filter's housing cover, could be damaged. This could cause the air conditioner to stop working. In some cases, a short-circuit could occur and, in an extreme case, this could lead to a thermal event or fire.

Q3. Why are other models / vehicles not included in this Safety Recall?

Other vehicles have a different configuration of the wiring harness.

Q4. Can I continue to drive my vehicle?

Yes. However, when you are notified by BMW of this Safety Recall that a remedy is available, please contact an authorized BMW center to schedule an appointment as soon as possible. For the latest updates to this Safety Recall, please visit bmwusa.com/recall. **If you are not the only driver of this vehicle, please advise all other drivers of this important information.**

Q5. How did BMW become aware of the issue?

BMW became aware of the issue through its quality control procedures.

Q6. How will I be informed of this Safety Recall?

Owners of potentially affected vehicles will be notified via First Class mail advising them of this Safety Recall and to schedule an appointment with an authorized BMW center as soon as possible to have the remedy performed. To locate your nearest authorized BMW center, please visit bmwusa.com/dealer.

To ensure BMW has the most up-to-date contact and vehicle information, owners should register their vehicle at bmwusa.com/myBMW. Registration is free and will give them access to other information specific for their BMW vehicle. Alternatively, owners can visit bmwusa.com/recall and click on "**Manage recall notices and contact information**".

Q7. How will my vehicle be remedied?

The wiring harness will be inspected and, if necessary, replaced, and a clip will be attached to the harness. The repair is *free of charge*, and should take about an hour.

Q8. Do I have to wait for BMW to contact me to have the remedy performed?

Yes. BMW is currently in the process of ensuring that the necessary tools, parts, and procedures are available prior to contacting you to schedule an appointment with an authorized BMW center. For the latest updates to this Safety Recall, please visit bmwusa.com/recall.

Q9. Should I park my vehicle outside?

BMW recommends not leaving the vehicle unattended with the engine running, which includes the use of the remote start function. BMW also recommends not using the remote function for air conditioning or auxiliary heating.