



East Trailers LLC
1871 State Route 44 • PO Box 277
Randolph, OH 44265
330-325-9921 | East-Trailers.com

RECALL REPAIR BULLETIN
COMPLIANCE RECALL 26V007
DATE: MARCH 2026

IMPORTANT COMPLIANCE RECALL No. 26V007

East Trailers LLC has been alerted that some of our products do not comply with FMVSS No. 223 Rear Impact Guards and FMVSS No. 224 Rear Impact Protection.

Reason for this Recall

Impacted Products:

Flatbed models including BST, BSTII and MMX, which were built from November 1st, 2024, to December 28th, 2025 with “Rear Impact Protection” bumpers, identified with tag, see Figure 1.

Problem Description:

It has been determined that the rear ICC bumper horizontal weld connections may not meet industry standards due to improper weld penetration at the joint between the bumper horizontal and the bumper verticals. If the weld were to fail, the ICC bumper horizontal may become loose and/or disconnected from the trailer. See Figure 2.



Figure 1

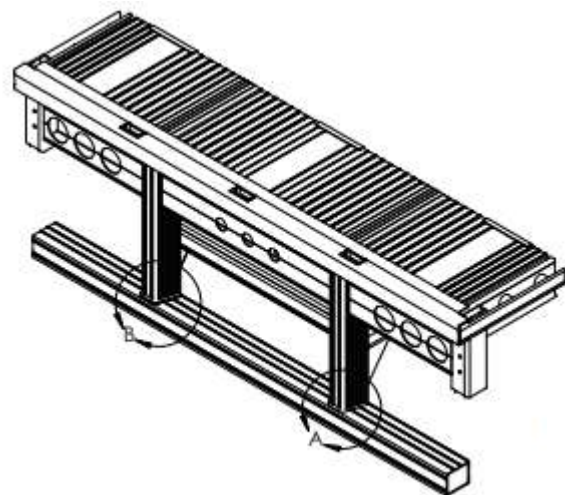


Figure 2

What We Will Do

Recall Remedy:

East Trailers LLC will voluntarily remedy this defect at no charge to the trailer owner via inspection and rewelding of the suspect weld joints. Upon completion of a claim being submitted, proper documentation of the work being carried out satisfactorily, 2 hours of labor will be paid per affected trailer.

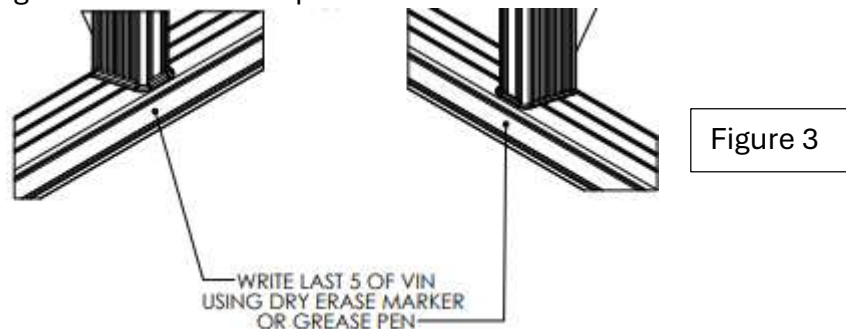
What You Should Do

If you are contacted by a current owner of a platform BST, BST II or MMX owner or Lessee who has received a letter from East Trailers LLC, please schedule an appointment and file a warranty claim online for each trailer.

If your customer has not received a letter, please call before doing the repair to confirm the trailer is covered by this recall notice.

Repairs need to be completed by fully trained aluminum trailer welders after reading the complete instructions and having a full understanding of the job at hand before starting the process.

1. Before work begins take 2 photos of each bumper vertical (4 total) with the last 5 of the VIN visible as shown in Figure 3. Attach these photos to the claim online.



2. Weld area must be clean and free of any debris, oil, or water. Clean with Stainless Steel wire brush and blow clear with compressed air. Avoid contamination with carbon steel.
3. In preparation for welding, feather edges of existing weld to ensure smooth transition, make sure there are no sharp notches remaining. Use a grinding wheel as needed. Figure 4

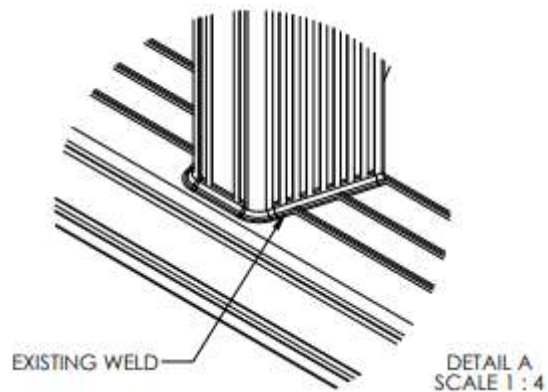


Figure 4

- Use a MIG welder with AWS 5.10 ER5356 wire with 100% Argon gas, maintain a short arc length. Lay a first weld using a stringer bead (avoid a wide weaving bead unless absolutely required).
Figure 5

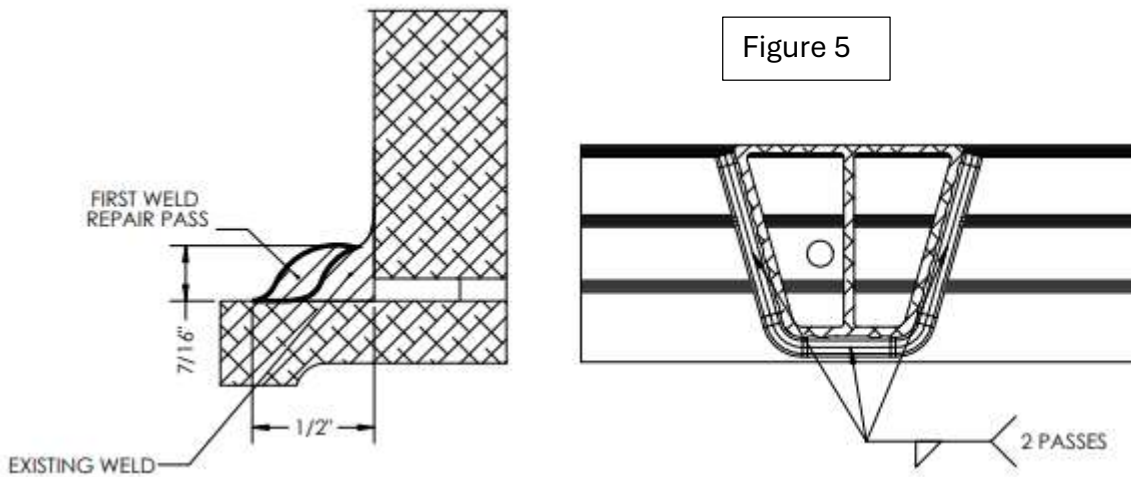


Figure 5

- Ensure good penetration into existing weld and base material. Clean first pass with stainless brush if oxide forms.
- Lay second pass over the first to achieve required height and proper weld profile, make sure to cover the full original weld and blend toes of welds into the base metal. Figure 6

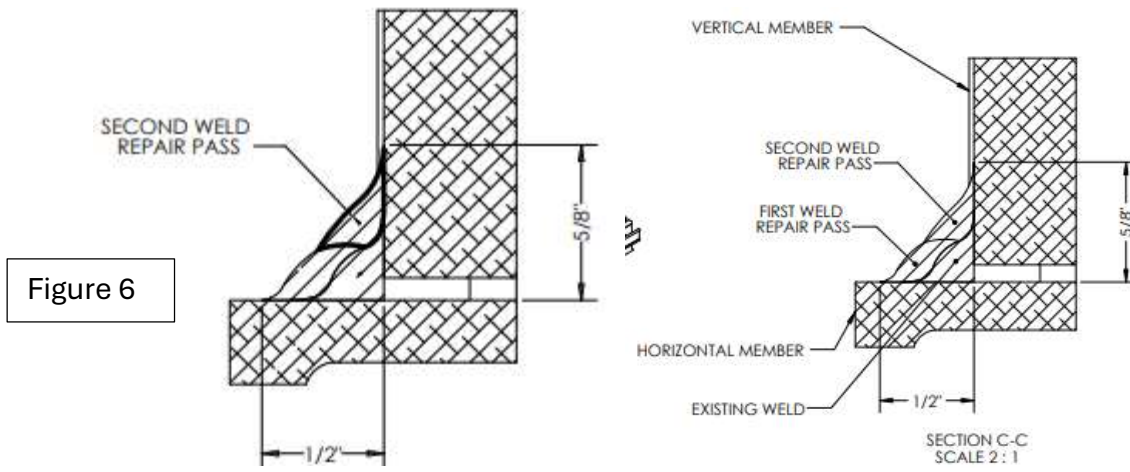


Figure 6

7. Once the second pass weld is completed and the measurements are met, clean the welds with a stainless-steel wire brush and blow off with compressed air. Visually inspect for defects, undercuts in the welds, porosity or any other signs of poor adhesion, cracks, and excess slag.
8. If any signs of defects are present, the welds need to be cut or ground out and reworked, going back to Step 3 of the repair process.
9. If no signs of defects are present then take 2 photos of each bumper vertical (4 total) with the last 5 of the VIN visible as shown in Figure 3, as well as showing the new welds. Attach these photos to the claim online.

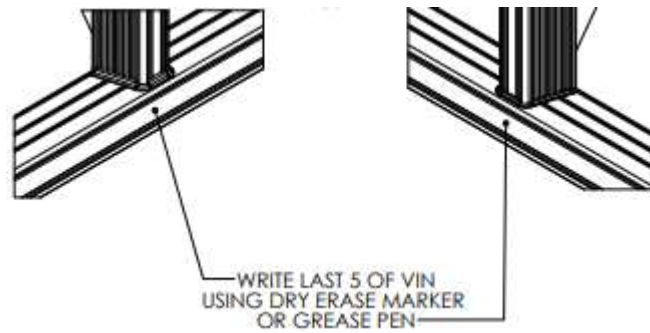


Figure 3

10. Attach a copy of the repair invoice for 2 hours of labor and any other supporting documentation.

How to Contact Us

Please call our **Warranty Department** with any questions you may have about this compliance recall. The telephone number **(888) 405-3278** is available **Monday-Friday, 8:00am – 5:00 pm ET** for your convenience. You may also e-mail the Warranty Department at **recall@east-trailers.com**.

Please remember it is a violation of federal law to sell or resell any trailer covered by a safety recall that has not been inspected and updated.

Sincerely,

Mat Arnoto

Mat Arnoto
Director of Engineering
East Trailers LLC