



Service Engineering Operations
Customer Service Division

Ford Motor Company
PO Box 1904
Dearborn, Michigan 48121

March 20, 2026

TO: All U.S. Ford and Lincoln Dealers

**SUBJECT: NEW VEHICLE DEMONSTRATION / DELIVERY HOLD
Compliance Recall 26C17**
Certain 2025 - 2026 Model Year F53/F59 Stripped Chassis Vehicles with Hydro-Boost Brake System
Brake Pedal Release Inspection

AFFECTED VEHICLES (U.S. Population Of Affected Vehicles 2,422):

Vehicle	Model Year	Assembly Plant	Build Date Range
F53/F59 Stripped Chassis	2025 - 2026	Detroit Chassis	May 19, 2025 through January 9, 2026

Affected vehicles are identified in OASIS and FSA VIN Lists.

Note: Some vehicles may have been repaired or are in the process of being repaired at the assembly plant. Monitor OASIS before opening an RO and/or beginning a repair. Parts purchased for an FSA can be returned for credit if required. See the EXCESS STOCK RETURN details in the FSA Policy Document for more information.

REASON FOR THIS COMPLIANCE RECALL

Some of the affected vehicles may not conform to the requirements specified by Federal Motor Vehicle Safety Standard (FMVSS) No. 108 Lamps, Reflective Devices, and Associated Equipment. When a driver removes their foot from the brake pedal, the pedal may not fully return to the rest position. In this position, there is no measurable brake torque; however, the stop lamps may remain illuminated until the brake pedal is fully returned. Stop lamps that illuminate without brake pedal actuation can increase the risk of a crash.

SERVICE ACTION

Before demonstrating or delivering any new in-stock vehicles involved in this recall, dealers are to inspect the brake pedal for a full return by using the Ford Diagnostic & Repair System (FDRS) scan tool and a manual review. If the brake pedal does not make a full return, the dealer will manipulate the system as described in the technical instructions. This service must be performed on all affected vehicles at no charge to the vehicle owner. For new vehicle storage guidelines, refer to EFC13033, Storage Guidelines for New Vehicles.

FSA PROGRAM OPTIONS

Program Option	Eligibility	Comments
Mobile Repair	Yes	See Mobile Service Repair Assessment Level section below, if applicable.
Over-the-Air (OTA) Update	No	See Over-The-Air (OTA) Updates section of the FSA Policy Document, if applicable.
Rentals	No	See the Rental Vehicles section below, if applicable.

Alternative Transportation Available	No	See Alternate Transportation section in the FSA Policy Document.
Pickup & Delivery (PDL)	No	See Pickup & Delivery section in the FSA Policy document.
Towing	No	See Towing section below, if applicable.
Essential Special Service Tools (ESST)	No	See Technical Instructions and/or Workshop Manual (WSM) as needed.
Administrative Allowance	No	See Administrative Allowance section in FSA Policy Document, and if applicable, Labor Allowances table below.
Owner Refunds	Yes	See Owner Refunds section below, if applicable.
Photo Submission	No	See Repair Photo Submission section below, if applicable.

Note: For further information on certain Program Options above, see the corresponding section within the FSA Policy Document.

OWNER NOTIFICATION MAILING SCHEDULE

Owner letters are expected to be mailed the week of March 23, 2026 or sooner. Dealers should repair any affected vehicles that arrive at their dealerships, whether or not the customer has received a letter.

PLEASE NOTE

Federal law requires dealers to complete this recall service before a new vehicle is delivered to the buyer or lessee. Violation of this requirement by a dealer could result in a civil penalty of up to \$27,168 per vehicle. Correct all vehicles in your new vehicle inventory before delivery.

ATTACHMENTS

- Technical Instructions
- Owner Notification Letter
- Mobile Repair/Vehicle Pickup & Delivery Record
- Recall Reimbursement Plan

REFERENCE MATERIAL

- Warranty & Policy Manual (located on FMCDealer Warranty Portal Page):
www.fmcdealer.dealerconnection.com/content/fmcdealer/us/en/parts_service/wty.html
- FSA Policy Document (located on FMCDealer FSA Resources Page for Ford and Lincoln dealerships):
www.fmcdealer.dealerconnection.com/content/fmcdealer/us/en/parts_service/fsa/rsc.html
- FSA Policy Document (located on the Fleet SharePoint site for Fleets with in-house warranty):
<https://azureford.sharepoint.com/sites/OneWarrantySolution/usfleet/SitePages/Home.aspx>

QUESTIONS & ASSISTANCE

For questions and assistance, contact the Special Service Support Center (SSSC) via the SSSC Web Contact Site. The SSSC Web Contact Site can be accessed through the Professional Technician System (PTS) website using the SSSC link listed at the bottom of the OASIS VIN report screen or listed under the SSSC tab.

Customer Service Division

Compliance Recall 26C17**MOBILE SERVICE REPAIR ASSESSMENT LEVEL**

- Arrange for a mobile repair at the owner's location
- All Vehicles Affected:
 - 🔧 🔧 - Light Mobile Service (MRA2)

OASIS ACTIVATION

OASIS will be activated on March 20, 2026.

FSA VIN LISTS ACTIVATION

FSA VIN Lists will be available through <https://web.fsavinlists.dealerconnection.com> on March 20, 2026. Owner names and addresses will be available by April 10, 2026.

NOTE: Your FSA VIN Lists may contain owner names and addresses obtained from motor vehicle registration records. The use of such motor vehicle registration data for any purpose other than in connection with this recall is a violation of law in several states, provinces, and countries. Accordingly, you must limit the use of this listing to the follow-up necessary to complete this recall.

SOLD VEHICLES

- Ford has not issued instructions to stop selling/delivering or driving used vehicles under this compliance recall. Owners should contact their dealers for an appointment to have their vehicles remedied as soon as practicable.
- Immediately contact any of your affected customers whose vehicles are not on your VIN list but are identified in OASIS. Give the customer a copy of the Owner Notification Letter (when available) and schedule a service date.
- Correct other affected vehicles identified in OASIS which are brought to your dealership.
- Dealers are to prioritize repairs of customer vehicles over repairs of new and used vehicle inventory.

IN-STOCK VEHICLES

- Correct all affected units in your new vehicle inventory before delivery.
- Use OASIS to identify any affected vehicles in your used vehicle inventory.

DEALER-OPERATED RENTAL VEHICLES

The Fixing America's Surface Transportation (FAST) Act law effective June 2016 prohibits a rental company from selling, renting, or leasing vehicles subject to a safety or compliance recall. Please consult your legal counsel for legal advice.

BRANDED / SALVAGED TITLE VEHICLES

Affected branded / salvaged title vehicles are eligible for this recall.

Compliance Recall 26C17

OWNER REFUNDS

- **This Compliance Recall must still be performed, even if the owner has paid for a previous repair. Claiming a refund will not close the recall on the vehicle.**
- Ford Motor Company is offering a refund for owner-paid repairs covered by this recall if the repair was performed before the date indicated in the reimbursement plan, which is posted with this bulletin. Owners are directed to seek reimbursement through authorized dealers or, at their option, directly through Ford Motor Company at PO Box 6251, Dearborn, MI 48121-6251.
- Dealers are also pre-approved to refund owner-paid emergency repairs that were performed away from an authorized servicing dealer after the end date specified in the reimbursement plan. Non-covered repairs, or those judged by Ford to be excessive, will not be reimbursed.
- Refunds will only be provided for the cost associated with a brake pedal that does not make a full return when released.

RENTAL VEHICLES

Rental vehicles are not approved for this program.

ADDITIONAL REPAIR (LABOR TIME AND/OR PARTS)

Additional repairs identified as necessary to complete the FSA should be managed as follows:

- For related damage and access time requirements, refer to the Warranty and Policy Manual / Section 6 – Ford & Lincoln Program Policies / General Information & Special Circumstances for FSAs / Related Damage.
- **For vehicles within new vehicle bumper-to-bumper warranty coverage, no SSSC approval is required**, although related damage must be on a separate repair line with the “Related Damage” radio button checked.
 - Ford vehicles – 3 years or 36,000 miles
- **For vehicles outside new vehicle bumper-to-bumper warranty coverage:**
 - Submit an Approval Request to the SSSC Web Contact Site before completing the repair.
- See “Additional Repair Info” in the FSA Policy Document for further Terms and Conditions.

Compliance Recall 26C17

CLAIMS PREPARATION AND SUBMISSION

- **Technician Competency Requirement:** The STST Competency 10 certification requirement in the U.S. market only will be enforced starting with repair orders opened on or after August 31, 2024. FSA repairs will be rejected, and the claim will not be paid if the repairing technician is not certified in STST Competency 10 FSA. See EFC15936 for more details.
- **Claim Entry:** Enter claims using Dealer Management System (DMS) or One Warranty Solution (OWS) online.
 - When entering claims, select claim type **31**: Field Service Action. The FSA number (26C17) is the subcode.
 - For additional claims preparation and submission information, refer to the Recall and Customer Satisfaction Program (CSP) Repairs in the OWS User Guide.
- **Related Damage/Additional labor and/or parts:** Must be claimed as Related Damage on a separate repair line from the FSA with the same claim type and subcode as described in Claim Entry above.

IMPORTANT: Click the Related Damage Indicator radio button.
- **Refunds:** Submit refunds on a separate repair line.
 - Program Code: 26C17
 - Misc. Expense: ADMIN
 - Misc. Expense: REFUND
 - Misc. Expense: 0.2 Hrs.
 - Multiple refunds should be submitted on one repair line and the invoice details for each repair should be detailed in the comments section of the claim.

Compliance Recall 26C17

LABOR ALLOWANCES

Note: Only one labor operation may be claimed from this table. (Additional supplemental labor operations may be claimed from the Supplemental Labor Allowances table.)

Description	Labor Operation	Labor Time Hours
Inspect Parameter Identification (PID) for the brake pedal switch according to tech instructions – Pass . This labor operation code closes the FSA.	26C17A	0.3
Inspect PID for the brake pedal switch according to tech instructions - Does Not Pass . Disassemble booster rod, manipulate according to tech instructions, and reassemble. This labor operation code closes the FSA.	26C17B	0.4

SUPPLEMENTAL LABOR ALLOWANCES These labor operation codes DO NOT close the FSA.

Note: Claim any relevant supplemental labor operations in addition to the primary labor operation.

Description	Labor Operation	Labor Time Hours
Mobile Service: This allowance is only for <u>non-eligible</u> 2026 Remote Experience Program Dealers. Can be used when the repair takes place away from the dealership. If Additional Time is Required Due to Travel, Please Submit an SSSC Approval Form.	26C17MM	0.5

Order the parts below through normal order processing channels:

Inspection required, see Technical Instructions.

Service Part Number	Claim Quantity	Package Order Quantity	Number in Package	Description
380699-S100	1	1	5	Clip

To guarantee the shortest delivery time, an emergency order for parts must be placed.

DEALER PRICE

For the latest prices, refer to DOES II.

PARTS RETENTION, RETURN, & SCRAPPING

Please refer to the FSA Policy Document for any and all questions on parts.

EXCESS STOCK RETURN

Please refer to the FSA Policy Document for any and all questions on parts.

REPLACED FSA PARTS INSPECTION AND SIGN OFF

Please refer to the FSA Policy Document for any and all questions on parts.

CERTAIN 2025-2026 MODEL YEAR F53/F59 STRIPPED CHASSIS VEHICLES WITH HYDRO-BOOST BRAKE SYSTEM — BRAKE PEDAL RELEASE INSPECTION

IMPORTANT! The Service Technician Specialty Training (STST) Competency 10 certification requirement in the U.S. market only will be enforced starting with repair orders opened on or after August 31, 2024. Field Service Action (FSA) repairs will reject and the claim will not be paid if the repairing technician is not certified in STST Competency 10 FSA. See Electronic Field Communication (EFC) 15936 for more details.

SERVICE PROCEDURE

NOTE: This FSA is caused by internal friction in the joint connecting the brake booster push rod to the brake booster. The friction can quickly be reduced by usage and/or manipulation of the joint.

1. Log into Ford Diagnostic and Repair System (FDRS).

NOTE: Vehicle information is automatically retrieved by the diagnostic software and a Network Test is run. Vehicle identification data appears on the screen when this is complete.

2. Click **Read VIN from Vehicle** or manually enter the Vehicle Identification Number (VIN).

3. Select **Toolbox** tab.

4. From the list on the RH side of the screen, select **Datalogger** (1). See Figure 1.

5. Click **RUN** (2). See Figure 1.

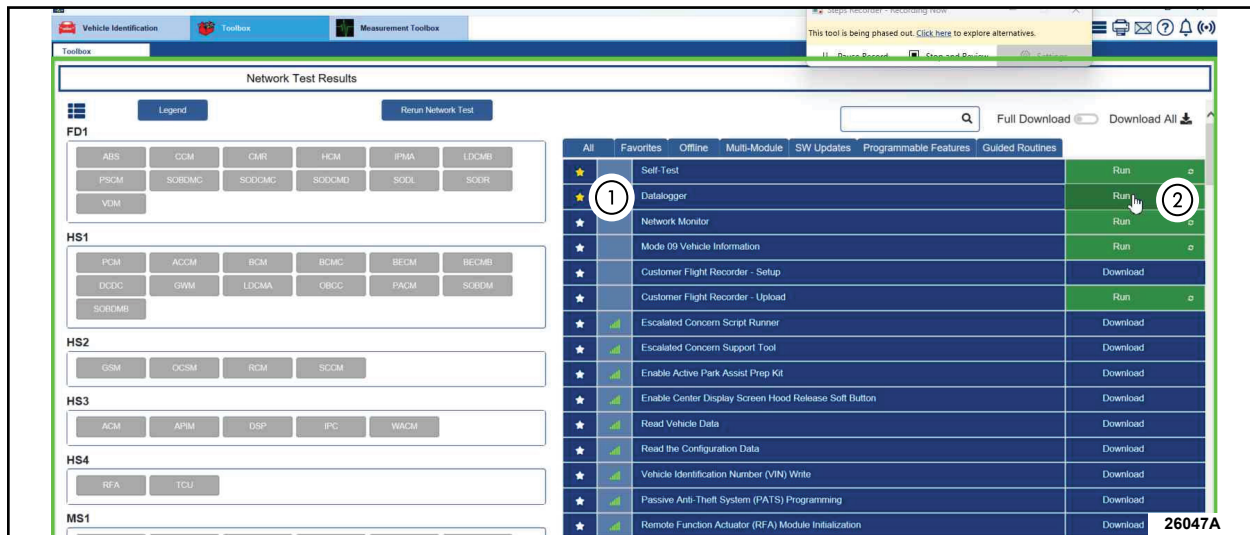


FIGURE 1



6. In the search field, type in BRK_PDL_SW and click the search icon. See Figure 2.



FIGURE 2

7. Select the box for Brake Pedal Switch (1) and select OK (2). See Figure 3

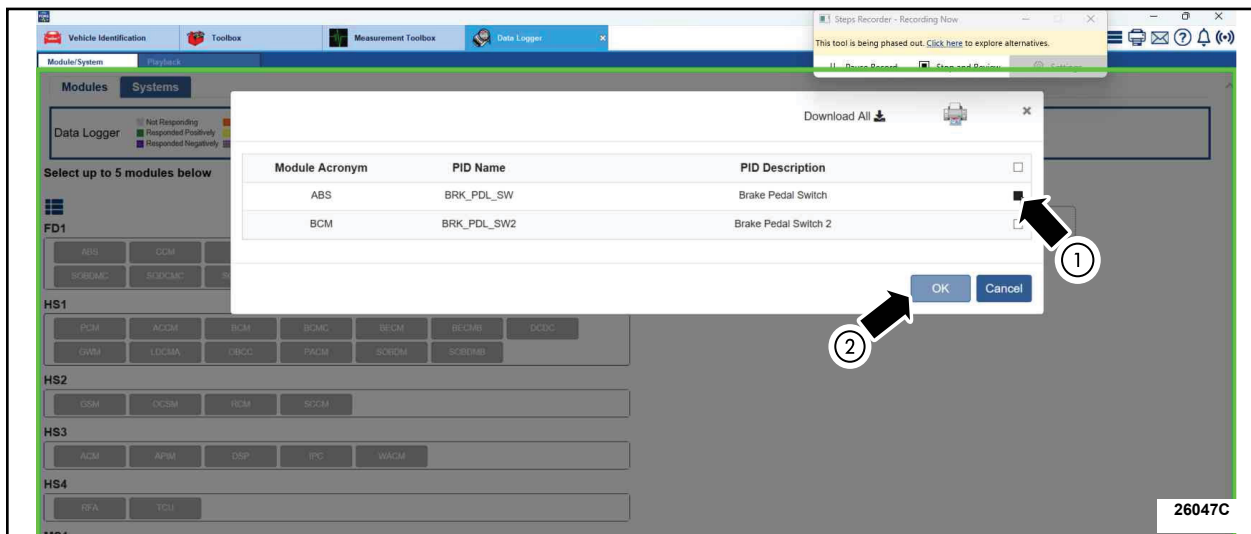


FIGURE 3



8. Start the vehicle.

9. Monitor the parameter identification (PID) BRK_PDL_SW:

- Does the PID show ACTIVE? See Figure 4.

No - Proceed to Step 10.

Yes - Does not pass inspection. Proceed to Step 11.



FIGURE 4

10. While monitoring the BRK_PDL_SW PID, firmly press the brake pedal and then release it. With the brake pedal in the released state, does the PID read active? See Figure 4. Repeat this step 10 times.

- During the pressing and releasing of the brake pedal 10 times, did the PID ever show active with the pedal in the released state?

No - Passes inspection - This FSA is complete.

Yes - Does not pass inspection - Proceed to Step 11.

11. Turn the ignition to the OFF position.

12. Remove the stoplamp switch. Follow the Workshop Manual procedures in Section 417-01.

13. Remove the redundant self-locking clip cover. See Figure 5.

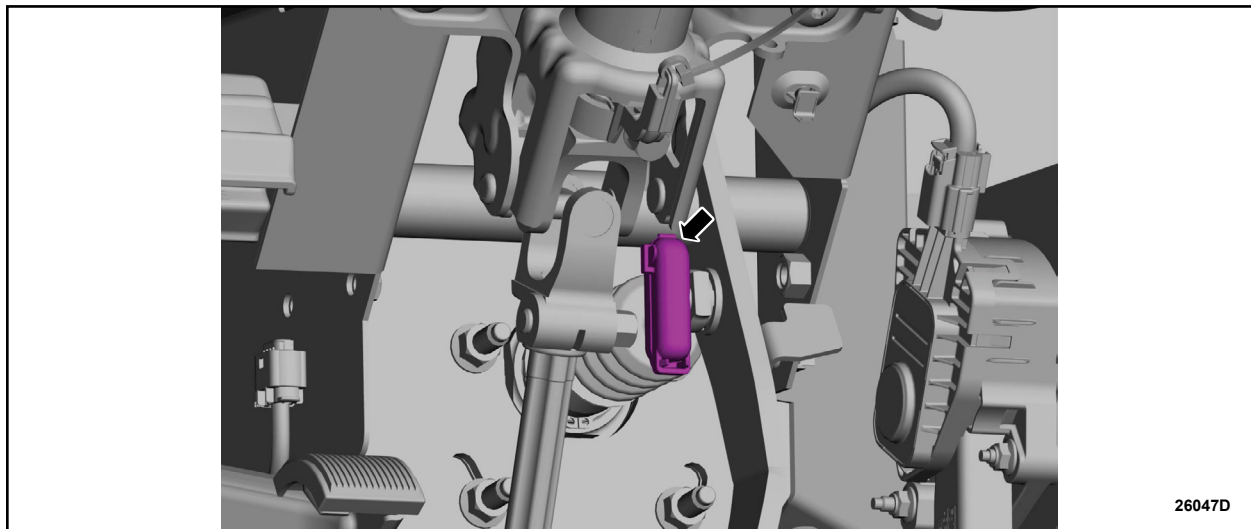


FIGURE 5



14. Remove and discard the self-locking clip. See Figure 6.

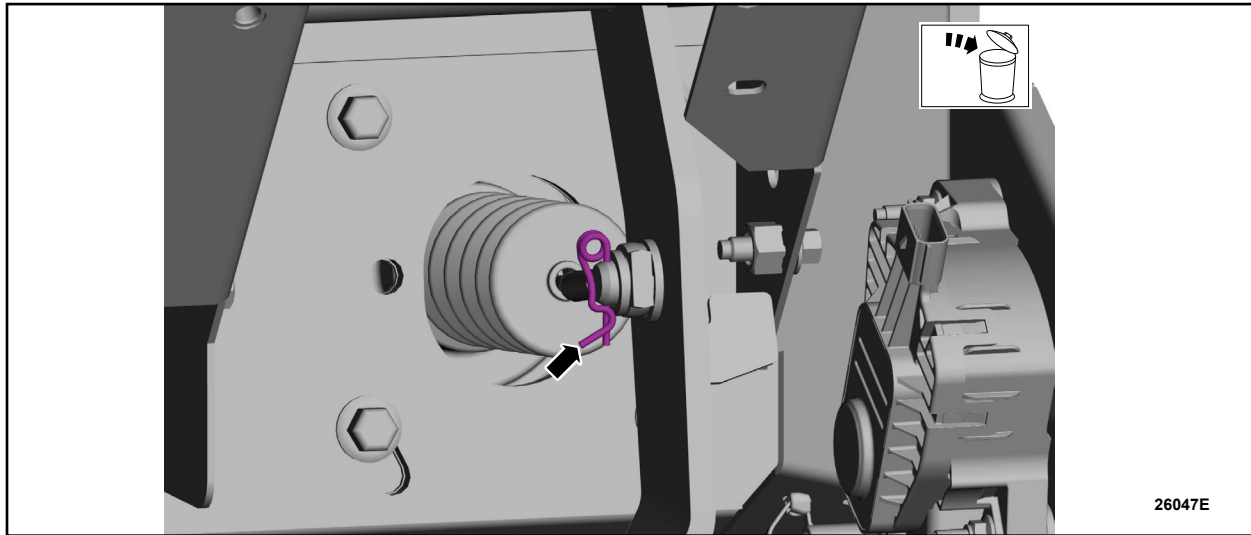


FIGURE 6

15. Remove the brake booster push rod bushing and disconnect the brake booster push rod from the brake pedal arm. See Figure 7.

NOTE: Note the position of the components before removal.

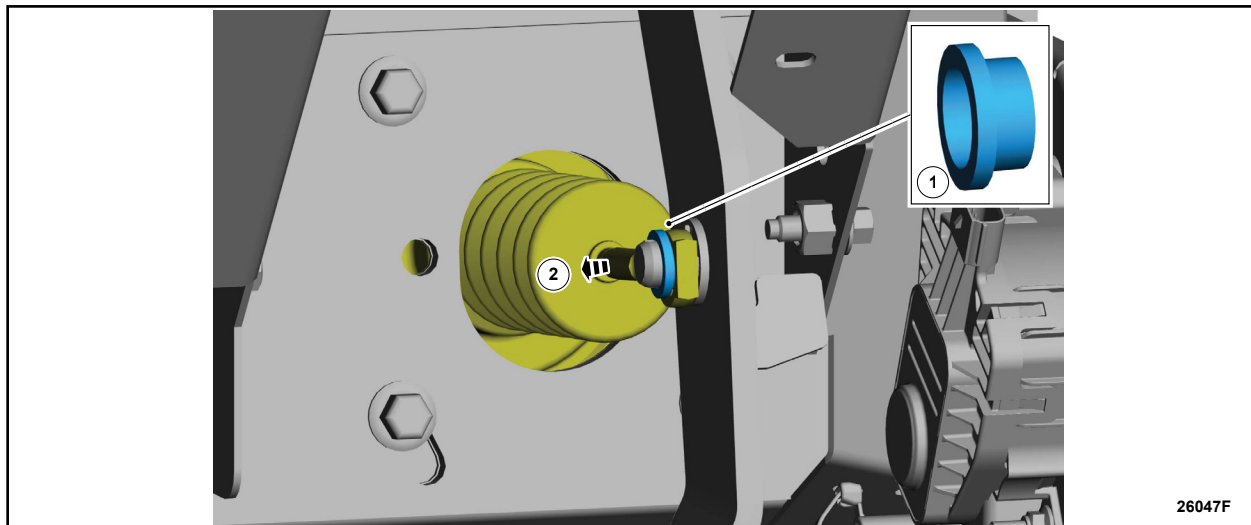


FIGURE 7



16. While pulling up on the brake pedal, gently move the brake booster push rod up and down, the full length of travel, 8 (eight) times. See Figure 8.

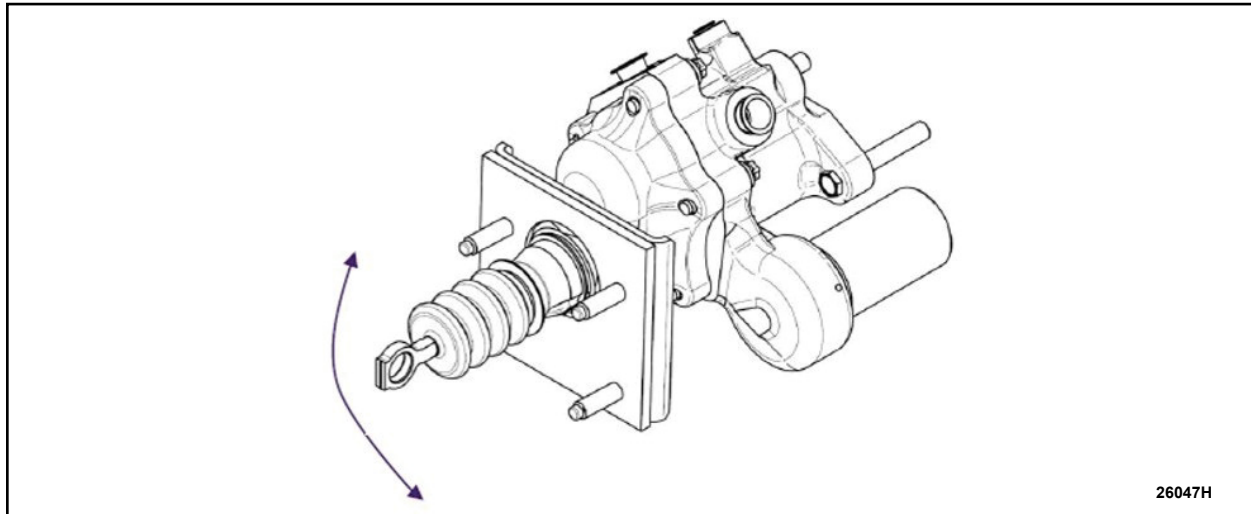


FIGURE 8

17. While pulling up on the brake pedal, gently move the brake booster push rod left to center, the full length of travel, 8 (eight) times. See Figure 9.

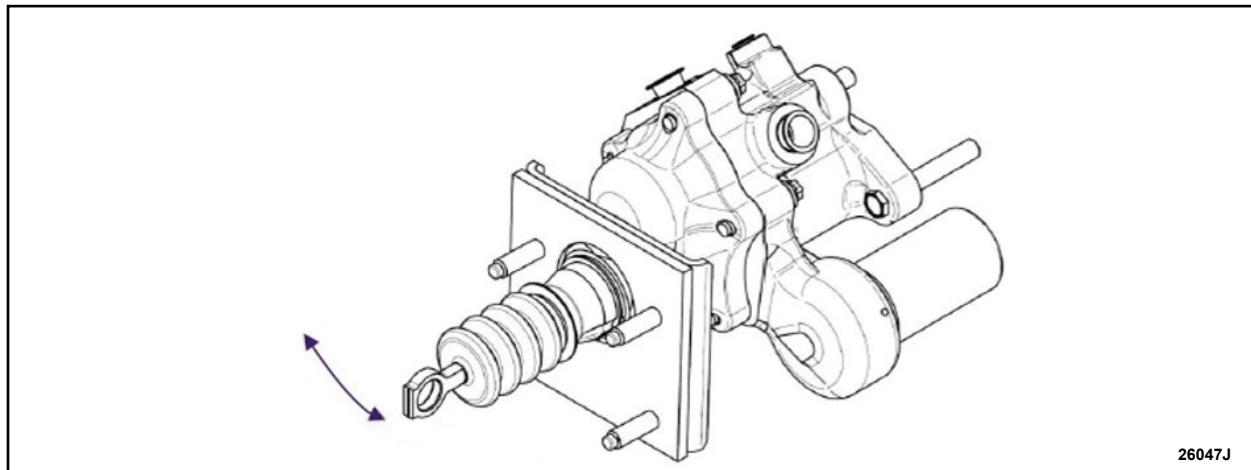


FIGURE 9

18. Reassemble the vehicle by reversing Steps 12-15, then proceed to Step 19.
19. Turn the ignition to the key on engine off (KOEO) position.
20. Using FDRS, from the list on the RH side of the screen, select **Self-Test** and click **RUN**.
21. Click the **Run Selected Tests** button in the lower right.
22. Click the **Clear & Retest** button at the top of the screen to clear DTCs in all modules.
23. Disconnect the FDRS. This FSA is complete.



Compliance Recall 26C17
Mobile Repair Record

VIN _____ received (check one):

Mobile Repair

As outlined below for the 26C17 Field Service Action program.

Mobile Repair – Date: _____

Repair Order #

Repair Order Date

Service Manager Signature

Date

Ford Motor Company
Recall Reimbursement Plan for 26C17

Ford and Lincoln dealers are in the best position to quickly and efficiently process reimbursement requests. However, federal legislation requires all motor vehicle manufacturers to establish processes through which customers may seek recall reimbursement directly from the manufacturer or the dealers.

Regarding the specific reimbursement plan for Recall # 26C17, owners who have paid for service to remedy the defect or noncompliance must have had that service performed before April 10, 2026. After this date, if repairs related to this recall are performed by a non-Ford repair facility in an emergency, customers must submit any refund requests through their dealership. As required by this federal regulation, Ford Motor Company submitted the details of its latest General Recall Reimbursement Plan in a letter to the National Highway Traffic Safety Administration (NHTSA) in May 2025. The following is the text of that letter and the Plan:

General Recall Reimbursement Plan
(As submitted to the NHTSA)

Pursuant to the requirements set forth in 49 CFR Part 573 and Part 577 of the Code of Federal Regulations, Ford Motor Company (Ford) is submitting required information pertaining to our general reimbursement plan for the cost of remedies paid for by vehicle owners before they are notified of a related safety recall.

Set forth below is Ford's general plan to reimburse owners and purchasers for costs incurred for remedies in advance of notification of potential safety-related defects or non-compliances pursuant to Part 573.6 (c)(8)(i). This plan has not changed since our May 21, 2025 submission.

Reimbursement Notification

Ford's notice to a vehicle owner in accordance with 49 CFR Part 577 will indicate that Ford is offering a refund if the owner paid to have service to remedy the defect or noncompliance prior to a specified ending date. In accordance with Part 573.13 (c)(2), this ending date will be defined as a minimum of ten calendar days after the date on which Ford mailed the last of its Part 577 notifications to owners and will be indicated in the specific reimbursement plan available to owners for an individual recall. This notice will direct owners to seek eligible reimbursement through authorized dealers or, at their option, directly through Ford at the following address:

Ford Motor Company
P.O. Box 6251
Dearborn, MI 48121-6251

Ford notes that this rule allows for the identification of a beginning date for reimbursement eligibility. Under the rule, an owner who paid to remedy the defect or noncompliance prior to the identified beginning date would not be eligible for reimbursement. Ford generally has not established such a beginning date for reimbursement eligibility and does not presently anticipate changing this general policy. However, in any case where Ford determines a beginning date is appropriate, Ford will indicate that date in the owner notice. As permitted by 577.11(e), Ford may not include a reimbursement notification when all vehicles are well within the warranty period, subject to approval by the Agency.

Costs to be Reimbursed

For vehicles, reimbursement will not be less than the lesser of:

- The amount paid by the owner for the remedy that specifically addressed and was reasonably necessary to correct the defect or noncompliance that is the subject of the recall, or
- The cost of parts for the remedy (to be no more than the manufacturer's list retail price for authorized part(s), plus associated labor at local labor rates, miscellaneous fees (such as disposal of waste) and taxes.

For replacement equipment, reimbursement will be the amount paid by the owner for the replacement item (limited by the amount of the retail list price of the defective or noncompliant item that was replaced, plus taxes, where the brand or model purchased by the owner was different than the brand or model that was the subject of the recall). If the item of motor vehicle equipment was repaired, the reimbursement provisions identified above for vehicles will apply.

Ford notes that costs incurred by the owner within the period during which Ford's original or extended warranty would have provided for a free repair of the problem will not be eligible for reimbursement, as provided by Part 573.13 (d)(1).

Entities Authorized to Provide Reimbursement

Ford will continue to use authorized dealers to reimburse owners under the specific reimbursement plans for a particular recall and will encourage owners to pursue requests for reimbursement directly through dealers to expedite reimbursement. Ford will also provide a mailing address to which customers can, at their option, send requests for reimbursement directly to Ford, as previously noted. Requests for reimbursement sent directly to Ford may take up to 60 days to process. Whether the owner chooses to pursue reimbursement requests through a dealer or directly through Ford, the owner will be directed to submit the required documentation, upon which reimbursement eligibility will be determined.

Required Documentation

The reimbursement determination will depend upon the information provided by the customer. Consistent with Part 573.13 (d)(4) the following information must be submitted:

- Claimant name and address
- Vehicle make, model and model year
- Vehicle identification number (VIN) and, for replacement equipment, a description of such equipment or, for tires, the model, size and TIN (DOT code)
- Identification of the recall number (either the Ford recall number or the NHTSA recall number)
- Identification of the owner of the recalled vehicle at the time that the pre-notification remedy was obtained
- An original receipt for the pre-notification remedy that includes a breakdown of the amount for parts, labor, other costs and taxes, including costs for the replacement item. Where the receipt covers work other than to address the recall or noncompliance, Ford may require the claimant to separately identify costs that are eligible for reimbursement.
- If the remedy was obtained during the warranty repair did not correct the problem related to the recall

Failure to submit all the above information may result in denial of the reimbursement request.

Additional Information

The Part 577 required owner notice will provide a toll-free telephone number through which specific information about the reimbursement plan can be requested from Ford. This general reimbursement plan will be incorporated into notifications pursuant to Part 573.6 by reference. Information specific to an individual recall also may be incorporated into the Part 573.6 notification.