



SAFETY RECALL BULLETIN

NHTSA RECALL 25V679

AUTOCAR, LLC ACX-2505 DC-2507

December 2025

ATTENTION:

Service Managers / Parts Managers.

SUBJECT:

Autocar, LLC has decided that a defect which relates to motor vehicle safety exists in certain, 2024–2026 model year Xpeditor (ACX) and Legend (DC) chassis. The tie rod end clamps may not be properly secured.

DESCRIPTION OF WORK:

This Safety Recall Bulletin provides instructions regarding the proper securing of the tie rod end clamps.

VEHICLES AFFECTED:

The chassis were manufactured between May 1, 2024, and July 22, 2025. The ACX chassis are identified by non-sequential serial numbers in the range of 242891 through 253086. The DC chassis are identified by non-sequential serial numbers in the range of 246654 through 253087. To determine if a vehicle is affected by this Safety Recall, log in to the Solutions Warranty Portal at autocar.service-now.com/ CSM. From the home page enter the last six digits of the VIN into the search field, select the full VIN from the results and the VIN profile will be displayed. Scroll to the bottom of the page and select Service Programs tab and all applicable campaigns will be displayed, look for the Safety Recall number above.

SERVICE RESPONSIBILITY:

Safety Recalls are performed on eligible vehicles at no charge to the owner.

REQUIRED PARTS:

There are no parts associated with this Safety Recall.

SAFETY RECALL BULLETIN

NHTSA RECALL 25V679

AUTOCAR, LLC ACX-2505 DC-2507



December 2025

CLAIMS FOR REIMBURSEMENT:

Submit a claim for reimbursement in accordance with Autocar's Warranty Administration Manual with the following claim coding information.

CLAIM CODING INFORMATION FOR ACX XPEDITOR VEHICLES:

Labor Operation Code Number	Time Allowance SRT	Description
64316-2-03	1.0 HR	Tie Rod End Clamps

CLAIM CODING INFORMATION FOR DC LEGEND VEHICLES:

Labor Operation Code Number	Time Allowance SRT	Description
64316-2-04	1.0 HR	Tie Rod End Clamps

SAFETY RECALL BULLETIN

NHTSA RECALL 25V679

AUTOCAR, LLC ACX-2505 DC-2507



December 2025

SAFETY NOTICES:



WARNING

Allow the vehicle's engine and cooling system to cool to ambient temperature before performing the repair procedure. A hot engine or cooling assembly may cause burns or other personal injury.



WARNING

Never rely on the hydraulic pressure to hold the cab in an open position. Always use the safety pin in the cab tilt lock tube to prevent serious personal injury or death.



WARNING

To prevent eye injury, always wear eye protection when performing vehicle maintenance, service or inspection.



WARNING

Before working on a vehicle, set the parking brake, place the transmission in neutral and block the wheels. Failure to do so can result in unexpected vehicle movement and can cause serious personal injury or death.

SAFETY RECALL BULLETIN

NHTSA RECALL 25V679

AUTOCAR, LLC ACX-2505 DC-2507



December 2025

Working on CNG/LNG Trucks

SAFETY INSTRUCTIONS

If you store or dispense Compressed Natural Gas (CNG) or Liquefied Natural Gas (LNG), or if you work on CNG or LNG trucks, your location must be fully compliant with applicable codes, regulations and standards, including National Fire Protection Associate (NFPA) codes, Society of Automotive Engineers (SAE) standards, American National Standards Institute (ANSI) Natural Gas Vehicle (NGV) standards, the United States Code of Federal Regulations (CFR) and your state and local fire and other applicable codes (including, for example, the California Code of Regulations and the Texas Administrative Code).

Contact your local fire department for guidance and additional compliance information.

Technicians working on Autocar trucks with CNG or LNG engines must be trained in the proper repair of CNG and LNG trucks and engines and the safe storage and dispensing of CNG and LNG.

Working on CNG Fuel Systems



WARNING

CNG fuel systems include a high pressure (3600 psi) system for fuel storage and a low pressure system (125 psi) for consumption by the engine. Understanding the characteristics of CNG and how the fuel system works will prevent injury and damage to persons and property.

Attempting to operate or maintain any CNG fuel system without proper training is dangerous. Complete training and consult instructional bulletins from the CNG system suppliers, such as Agility Fuel Systems' Field Service Bulletin, *Safely Working on CNG Fuel Systems*.

Welding and Hot Work Near CNG and LNG Trucks



WARNING

Welding, grinding, and other "hot work" can be safely performed on or near a CNG or LNG vehicle, but certain precautions must be followed. Understand and perform the necessary precautions provided by the CNG system suppliers, such as Agility Fuel Systems' Field Service Bulletin, *Welding and Hot Work Precautions Near CNG and LNG Vehicles*.



SAFETY RECALL BULLETIN

NHTSA RECALL 25V679

AUTOCAR, LLC ACX-2505 DC-2507

December 2025

CNG Cylinders



WARNING

CNG fuel containers must meet Federal Motor Vehicle Safety Standard (FMVSS) 304 (Compressed Natural Gas Fuel Container Integrity) and/or ANSI/CSANGV2 (Basic Requirements for Compressed Natural Gas Vehicle Fuel Containers). Both standards specify a detailed visual examination every three years.

Truck owners are required to complete all necessary inspections, in accordance with the applicable standards and other resources, such as the Clean Vehicle Education Foundation and NGVAmerica's Compressed Natural Gas (CNG) Container Visual Inspection Advisory.

FMVSS 304 also requires that cylinders not be used after the end of life (EOL) date provided on the tank label. The EOL date is also displayed in the engine compartment and at the fueling connection of each truck. If there are any question as to proper decommissioning of a cylinder, contact the manufacturer, whose name and address is also required to be on the label.

CNG Fuel Container Pressure Relief Devices (PRDs)



WARNING

PRDs must be properly maintained and positioned for safe operation of a CNG fuel system. Missing vent caps can allow moisture into PRDs and vent lines, which can freeze and damage these safety components. Debris which clogs the PRDs and/or vent lines can prevent proper function.

PRDs must be positioned to vent upward, not outward, from a vehicle.

Ensure that every truck owner completes periodic inspections of the PRDs and vent lines and systems, in accordance with guidance provided by the system component suppliers.

Alert First Responders to CNG and LNG



DANGER

In the event of a fire or other emergency, alert first responders to the presence and location of CNG fuel systems, tanks and dispensers. Ensure that emergency personnel are aware of proper precautions, such as those provided in Agility's *First Responder Guide: CNG and LNG Vehicle Fuel Systems*.

SAFETY RECALL BULLETIN

NHTSA RECALL 25V679

AUTOCAR, LLC ACX-2505 DC-2507



December 2025

LOCKOUT/TAGOUT PROCEDURES:



CAUTION

Before entering the vehicle or vehicle body, read and follow OSHA regulations concerning entry and working in “CONFINED SPACE” OSHA 1910.146 and “LOCKOUT/TAGOUT” OSHA 1910.147. Follow OSHA regulations while performing any work on the vehicle. The vehicle must be disabled by the following steps before performing any work on the vehicle:

1. Place the transmission in NEUTRAL.
2. Set the parking brake.
3. Shut the engine OFF.
4. Lock cab doors, keep the key in your pocket. Block the wheels before entering the body or performing any work on the vehicle.
5. Turn the battery disconnect switch OFF, if equipped.
6. Completely drain the air from the primary/A system and secondary/B system by opening the drain valves on the air tanks themselves or by using the drain manifold if supplied. When draining the air tanks, do not look into the area where air is draining. Dirt or sludge particles may be expelled in the air stream and can cause eye injury.
7. Place magnetic “DANGER” signs on both cab doors before entering the body or performing any work on the vehicle.
8. Take proper precautions before working under the vehicle. Use ramps approved for the weight of your vehicle, or use floor jacks and stands. Never work under a vehicle supported by jacks alone. Always use jack stands to support the vehicle.

SAFETY RECALL BULLETIN

NHTSA RECALL 25V679

AUTOCAR, LLC ACX-2505 DC-2507

December 2025

SECURING OF THE TIE ROD END CLAMPS:

1. Follow all lockout/tagout procedures and verify the battery disconnect switch is in the “OFF” position. If the unit is not equipped with a battery disconnect switch, disconnect the battery cables beginning with the negative cables, followed by the positive cables.
2. Verify the wheels are properly chocked.
3. Locate the steering axle tie rod end clamps (see Figure 1).

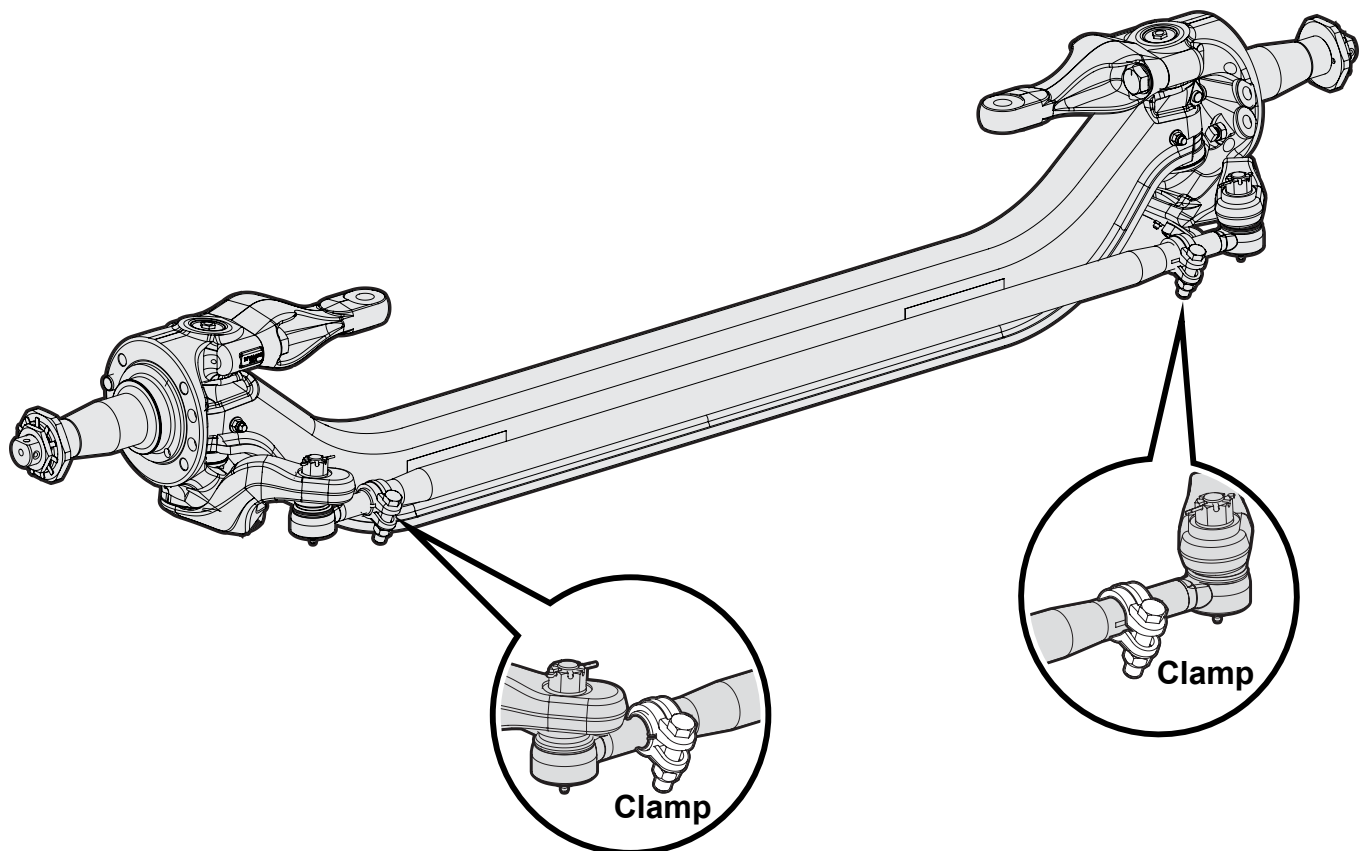


Figure 1

Note: Due to multiple configurations, the illustrations may vary slightly from your specific unit.

SAFETY RECALL BULLETIN
NHTSA RECALL 25V679
AUTOCAR, LLC ACX-2505 DC-2507



December 2025

4. Verify the tie rod end clamp orientation (see Figures 2, 3, 4 and 5).

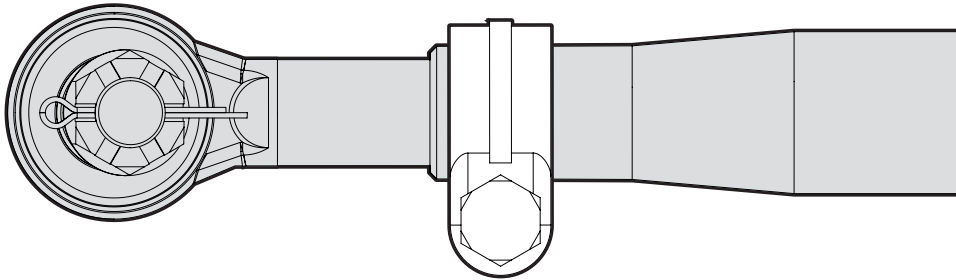
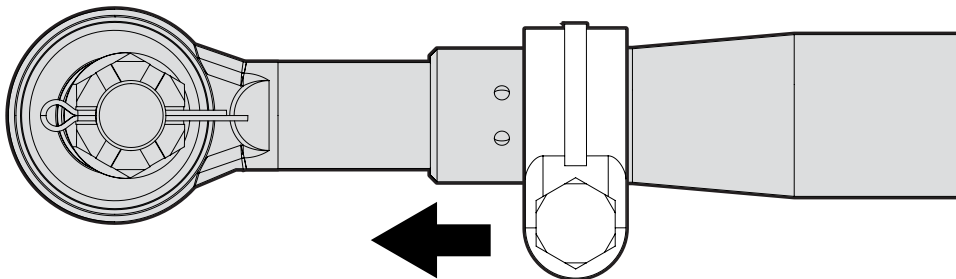


Figure 2, Correct Orientation



Seated Incorrectly, Move Clamp Forward For Correct Alignment

Figure 3, Incorrect Orientation

SAFETY RECALL BULLETIN
NHTSA RECALL 25V679
AUTOCAR, LLC ACX-2505 DC-2507



December 2025

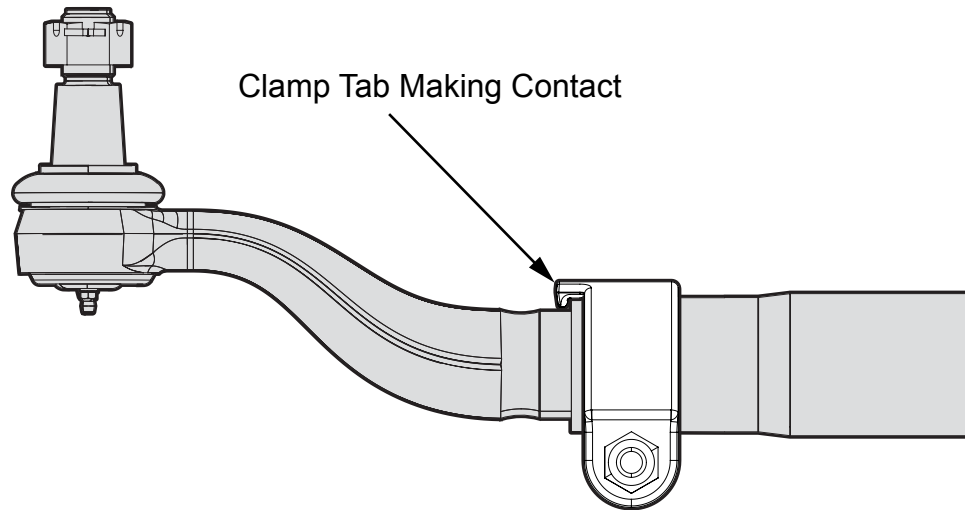


Figure 4, Correct Orientation

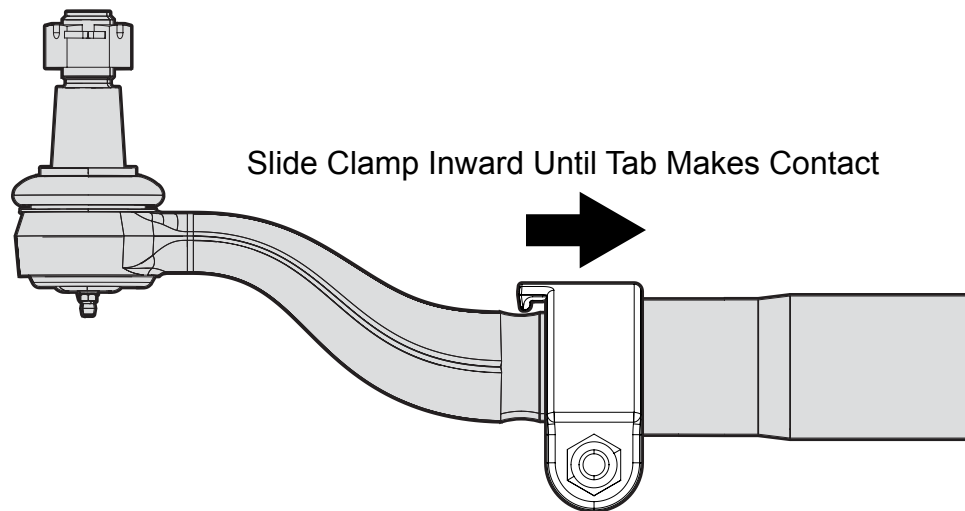


Figure 5, Incorrect Orientation

SAFETY RECALL BULLETIN

NHTSA RECALL 25V679

AUTOCAR, LLC ACX-2505 DC-2507



December 2025

5. Adjust the tie rod end clamp orientation as required and tighten the tie rod end clamps to 70 Lbs.-Ft. of torque for 5/8" bolts or 170 Lbs.-Ft. of torque for 3/4" bolts.
6. Reconnect all battery terminals beginning with the positive connections then the negative connections.
7. Turn on the battery disconnect switch to the "ON" position.
8. Repairs are complete.

Note: If you have questions regarding this Safety Recall, please contact Autocar Technical Support at 888-218-3611