



SIB 65 32 25

RECALL 25V-871: REPLACE LEFT AND RIGHT HEAD AIR BAGS

2026-01-05

This Service Information Bulletin (Revision #1) replaces SI B65 32 25 **dated December 2025**.

What's New (Specific text highlighted):

- NHTSA number added
- Cause, Correction, Procedure, Parts, Claim, Feedback sections added
- Attachments updated

MODEL

E-Series	Model Description	Production Date
F22	2 Series Coupe	February 17, 2014 – February 24, 2014

AFFECTED VEHICLES

Vehicles which require this campaign to be completed will show it as “Open” when checked either in AIR, AWP, Campaign Summary or Warranty Vehicle Inquiry.

Please make sure you check your dealer inventory as soon as possible. As of December 16, 2025, you can see a list of affected vehicles in Inventory Campaign Details (ICD) under ROSS.

SITUATION

BMW AG is conducting a voluntary Safety Recall (effective December 15, 2025) on certain Model Year 2014 – 2015 BMW vehicles that were produced between February 17, 2014, and February 24, 2014.

Certain vehicles were equipped with head air bags that may not have been produced by the supplier according to specifications.

The Recall Notice and FAQ have been attached for further information.

CAUSE

The left and right head air bags may not have been produced by the supplier according to specifications.

CORRECTION

Replace BOTH the left and right head air bags.

OTHER SRS AIR BAG-RELATED FAULTS AND REPAIRS

This Recall applies to an operational Supplemental Restraint System's (SRS) air bag. The issue being addressed will not cause an SRS air bag malfunction light to illuminate. It will also not prevent the system from deploying in an applicable collision situation.

However, a recalled vehicle may arrive at your center with an air bag malfunction light illuminated, replacing the recalled Air Bag will not correct these other SRS-related faults.

It is important to identify this situation during the Recalled vehicle's RO write-up. Then, when required, your center can proactively advise the customer that the diagnosis, and repair of these other SRS Air Bag-related issues are not covered under the scope of this Recall and explain to them the recommended solution options that are available to address these unrelated issues.

PROCEDURE

Replace the left and right head air bags in accordance with repair instructions:


72 12 060 Removing and installing/replacing the left or right head airbag

or


72 12 061 Removing and installing/replacing the left or right head airbag (version with slide/tilt sunroof).




CAUTION: Lay out protective mats to prevent the interior from being damaged from drilled out rivets and their shavings. This should include the instrument panel, seats, and passenger compartment.



Special Tool 83 30 2 230 142 or its supersession 83 30 2 450 405 is needed to release the spring clips that hold the air bag assembly into the body.



Here is a spring clip that holds the air bag assembly into the body in its installed state.




Clip with tool 2 230 142 inserted with spring clips pulled inward by tool

When the tool is inserted into the spring clip, it will retract the spring-loaded locking clips. This allows the clip to be removed from the blind hole in the vehicle body.



GRUSB6519-19

These tools were shipped to dealers previously under the Automatic Tool Shipment Program. If the tool is not available, two straight pick tools can be used.



GRUSB6519-16

To ensure correct function for deployment, the head air bag must be positioned so that the printed, colored line points towards the vehicle interior across the entire component length

PARTS INFORMATION

Use and Invoice the applicable part numbers listed below.

Part Number	Description	Quantity
72 12 7 390 327	Left head air bag	1
72 12 7 390 328	Right head air bag	1
07 14 7 265 827	Blind Rivet	4 to 8

Additionally, other materials and small parts that are not specified above, such as fluids, lubricants (in sublet), one-time use screws, nuts, and seals, which must be replaced or installed (according to the ISTA repair instructions/ETK/AIR), are to be selected from the Electronic Parts Catalogue, and/or other approved BMW Group's resources according to the respective vehicle type. Invoiced these items separately under the Repair Code listed in this bulletin.

Part Retention

The parts replaced to perform and submit for this repair procedure are the property of BMW NA.

Your center is responsible for the proper identification, storage, and documentation of these parts. They must be held in a secure retention area until notification of claim payment is made by BMW NA through S-Gate.

If these replaced parts are requested to be returned, a corresponding S-Gate part return tag will generate.

Any requested parts that are not received by the WPRC in accordance with Section 6 of the Warranty Policy and Procedure Manual may be subject to debit.

Warning: Inflatable air bags are classified as dangerous goods (DG) by the Department of Transportation (DOT) and require special preparation, packing and labeling for transport.

For other questions or inquiries concerning this issue, please contact the WPRC via IDS or LiveChat.

CLAIM INFORMATION

Reimbursement for this Recall will be via normal claim entry utilizing the applicable work package information below and the part numbers above.

Repair Code:	0072960200	F22 Replacing left and right head airbag
---------------------	-------------------	---

Below are the special flat rate labor operation code choices for this action.

The vehicle is already in the workshop for another reason and/or repair.

Work Pkg	Labor Operation	Description (Plusposition)	Labor Allowance
# 1	00 79 577	Replacing the left and right head airbags with slide/tilt sunroof	20 FRU
Or:			
# 2	00 79 576	Replacing the left and right head airbags without slide/tilt sunroof	18 FRU

Or:

The vehicle arrives at your center, and this Recall shows open (No other Main work will be performed or claimed during this workshop visit).

Work Pkg	Labor Operation	Description (Main work)	Labor Allowance
# 3	00 79 061	Replacing the left and right head airbags with slide/tilt sunroof	22 FRU
Or:			

# 4	00 79 060	Replacing the left and right head airbags without slide/tilt sunroof	19 FRU
-----	-----------	--	--------

Only one of the flat rate labor operation codes listed above can be used for claim submission and reimbursement. Also, only one Main work flat rate labor operation code can be claimed per workshop visit.

Claim Repair Comments

Reference the SIB number, the issue (briefly), and the work package (WP) number performed in the technician's RO notes, and in the claim comments (For example: B65 32 25 Replace left and right-side head-level air bags WP 1), unless otherwise required by State law.

Reimbursements of Comparable Recall Remedy Prior Customer-Pay Repairs (TREAD Act)

For this Safety Recall Campaign, with respect to the issue being addressed on the Affected Vehicles, a reimbursement request for a qualifying prior customer-pay repair is not likely.

However, if you should receive a reimbursement request from a customer for a repair that may qualify because it addressed the issue described in this bulletin, and it was performed **prior** to the notification of Recall, please contact the Warranty department (including a legible copy of the invoice) through IDS by selecting Coverage, Policy, Coding Questions and Mileage Corrections. The Warranty department will respond to your inquiry accordingly.

Alternative Mobility Solution (AMS) for Vehicle Owners (RO and Claim Comments Required)

This Service Action repair qualifies for Alternative Mobility Solution (AMS) expense reimbursement, claim this item under the Defect Code noted above as follows:

- Sublet Code 2 - Itemize the AMS sublet amount on the repair order and in the claim comment section.

Please refer to SI B01 29 16 for additional information.

FEEDBACK REGARDING THIS BULLETIN

Technical Feedback	To submit feedback for the technical topic of this bulletin: Submit your feedback in the rating box at the top of this bulletin
Warranty Feedback	To submit feedback for the CLAIMS section of this bulletin: Submit an IDS ticket to the Warranty Department, or use the chat available in the Warranty Documentation Portal
Parts Feedback	To submit feedback for the PARTS section of this bulletin: Submit an IDS ticket to the Parts Department

Supporting Materials

[picture_as_pdf B653225_25V-871-HeadAirBag-FAQ-\(11Dec2025\).pdf](#)

[picture_as_pdf B653225 Recall Notice.pdf](#)

SAFETY RECALL NOTICE

To: All Center Operators, Sales Managers, Service Managers, Parts Managers and Warranty Processors

RE: Recall 25V-871: Replace Left and Right Head Air Bags – B65 32 25

BMW AG is conducting a Voluntary Safety Recall (effective December 15, 2025) on certain Model Year 2014 – 2015 BMW vehicles that were produced between February 17, 2014, and February 24, 2014.

Please be reminded that it is a violation of federal law (The Safety Act) for you to sell, lease or deliver any new motor vehicle covered by this notification until the recall repair has been performed. This means that Centers may not legally deliver new motor vehicles to consumers until they are fixed or use/sell replacement equipment/parts subject to this recall. Note also that substantial civil penalties apply to violations of the Safety Act.

Also, you should not sell, lease or deliver any Certified Pre-Owned or used vehicles subject to a safety recall until the repair is completed.

Please follow any special instructions that we provide to you for the return or disposition of recall parts.

We appreciate all your assistance with this Recall.

Safety Recall
25V-871
Head Air Bag
Model Year 2014 & 2015
BMW 2 Series, 3 Series, 4 Series

- Q1. Which BMW Group models in the US are potentially affected by this Safety Recall?**
Certain Model Year 2014 & 2015 BMW 2 Series, 3 Series, and 4 Series in the US are potentially affected.
- Q2. What is the specific issue?**
Certain vehicles were equipped with a head air bag that may not have been produced by the supplier according to specifications.
- Q3. Why are other models / vehicles not included in this Safety Recall?**
Other models have head air bags that was produced to specifications by the supplier.
- Q4. Can I continue to drive my vehicle?**
Yes. However, when you are notified by BMW of this Safety Recall, please contact an authorized BMW center to schedule an appointment as soon as possible. For the latest updates to this Safety Recall, please visit bmwusa.com/recall. **If you are not the only driver of this vehicle, please advise all other drivers of this important information.**
- Q5. How did BMW Group become aware of the issue?**
BMW Group became aware of the issue through its quality control procedures.
- Q6. How will I be informed of this Safety Recall?**
Owners of potentially affected vehicles will be notified via First Class mail and requested to schedule an appointment with an authorized BMW center to have the remedy performed. Owners can locate their nearest authorized BMW center at bmwusa.com/dealer.
- To ensure BMW has the most up-to-date contact and vehicle information, owners should register their vehicle at bmwusa.com/myBMW. Registration is free and will give them access to other information specific for their BMW vehicle. Alternatively, owners can visit bmwusa.com/recall and click on “**Manage recall notices and contact information**”.
- Q7. How will my vehicle be remedied?**
Potentially affected vehicles will have the head air bags replaced for free.
- Q8. Do I have to wait for BMW to contact me to have the remedy performed?**
Yes. We are in the process of implementing this Safety Recall to ensure that the necessary parts, tools, and procedures are available. For the latest updates to this recall, please visit bmwusa.com/recall.



SIB 65 31 25

RECALL 25V-871: REPLACE LEFT HEAD AIR BAG

2026-01-05

This Service Information Bulletin (Revision 1) replaces SI B65 31 25 **dated December 2025**.

What's New (Specific text highlighted):

- Recall # added to SIB title
- Situation updated
- Cause added
- Correction added
- Procedure added
- Parts Information added
- Claim Information added
- Attachments updated

MODEL

E-Series	Model Description	Production Date
F30	3 Series Sedan	February 20, 2014 – April 23, 2014
F32	4 Series Coupe	February 12, 2014 – February 17, 2014

AFFECTED VEHICLES

Vehicles which require this campaign to be completed will show it as “Open” when checked either in AIR, AWP, Campaign Summary or Warranty Vehicle Inquiry.

Please make sure you check your dealer inventory as soon as possible. As of December 16, 2025, you can see a list of affected vehicles in Inventory Campaign Details (ICD) under ROSS.

SITUATION

BMW AG is conducting a voluntary Safety Recall (effective December 15, 2025) on certain Model Year 2014 BMW vehicles that were produced between February 12, 2014, and April 23, 2014.

Certain vehicles were equipped with a head air bag that may not have been produced by the supplier according to specifications.

The Recall Notice and FAQ have been attached for further information.

CAUSE

The left head air bag may not have been produced by the supplier according to specifications.

CORRECTION

Replace the left head air bag.

OTHER SRS AIR BAG-RELATED FAULTS AND REPAIRS

This Recall applies to an operational Supplemental Restraint System's (SRS) air bag. The issue being addressed will not cause an SRS air bag malfunction light to illuminate. It will also not prevent the system from deploying in an applicable collision situation.

However, a recalled vehicle may arrive at your center with an air bag malfunction light illuminated, replacing the recalled Air Bag will not correct these other SRS-related faults.

It is important to identify this situation during the Recalled vehicle's RO write-up. Then, when required, your center can proactively advise the customer that the diagnosis, and repair of these other SRS Air Bag-related issues are not covered under the scope of this Recall and explain to them the recommended solution options that are available to address these unrelated issues.

PROCEDURE

Replace the left head air bag in accordance with repair instructions:


72 12 060 Removing and installing/replacing the left head airbag

or

72 12 061 Removing and installing/replacing the left head airbag (version with slide/tilt sunroof).



CAUTION: Lay out protective mats to prevent the interior from being damaged from drilled out rivets and their shavings. This should include the instrument panel, seats, and passenger compartment.




Special Tool 83 30 2 230 142 or its supersession 83 30 2 450 405 is needed to release the spring clips that hold the air bag assembly into the body.

Here is a spring clip that holds the air bag assembly into the body in its installed state.



Clip in relaxed position with spring clips pushed outward

When the tool is inserted into the spring clip, it will retract the spring-loaded locking clips. This allows the clip to be removed from the blind hole in the vehicle body.




Clip with tool 2 230 142 inserted with spring clips pulled inward by tool

These tools were shipped to dealers previously under the Automatic Tool Shipment Program. If the tool is not available, two straight pick tools can be used.




Installation Note for F30 ONLY.



From the 1 mm thickness contained in the set of self-adhesive felt pads:

- Cut a 15 mm x 50 mm strip length of this 1 mm thickness felt pad

This felt strip (1) must be bonded to the gas generator holder (2) as shown.



To ensure correct function for deployment, the head air bag must be positioned so that the printed, colored line points towards the vehicle interior across the entire component length.

PARTS INFORMATION

Use and Invoice the applicable part numbers listed below.

Part Number	Description	Quantity
72 12 7 239 399	Left Head Air Bag F32	1
OR		
72 12 7 311 201	Left Head Air Bag F30	1
AND		
07 14 7 265 827	Blind Rivet	4 to 8

Sublet – Bulk Supply Material

Part Number	Description	Quantity
51 45 2 353 024	Set of self adhesive felt strips (F30 only)	Sublet

Additionally, other materials and small parts that are not specified above, such as fluids, lubricants (in sublet), one-time use screws, nuts, and seals, which must be replaced or installed (according to the ISTA repair instructions/ETK/AIR), are to be selected from the Electronic Parts Catalog, and/or other approved BMW Group’s resources according to the respective vehicle type. Invoiced these items separately under the Repair Code listed in this bulletin.

Part Retention

The parts replaced to perform and submit for this repair procedure are the property of BMW NA.

Your center is responsible for the proper identification, storage, and documentation of these parts. They must be held in a secure retention area until notification of claim payment is made by BMW NA through S-Gate.

If these replaced parts are requested to be returned, a corresponding S-Gate part return tag will generate.

Any requested parts that are not received by the WPRC in accordance with Section 6 of the Warranty Policy and Procedure Manual may be subject to debit.

Warning: Inflatable air bags are classified as dangerous goods (DG) by the Department of Transportation (DOT) and require special preparation, packing and labeling for transport.

For other questions or inquiries concerning this issue, please contact the WPRC via IDS or LiveChat.

CLAIM INFORMATION

Reimbursement for this Recall will be via normal claim entry utilizing the applicable work package information below and the part numbers above that apply.

Repair Code:	0072950200	F30 F32 Replacing left head airbag
---------------------	-------------------	---

Below are the special flat rate labor operation code choices for this action.

The vehicle is already in the workshop for another reason and/or repair.

Work Pkg	Labor Operation	Description (Plusposition)	Labor Allowance
# 1	00 79 575	Replacing the left-side head-level airbag with slide/tilt sunroof	28 FRU (F30); 31FRU (F32)
Or:			
# 2	00 79 574	Replace the left-side head-level airbag without slide/tilt sunroof	27 FRU (F30); 29 FRU (F32)

Or:

The vehicle arrives at your center, and this Recall shows open (No other Main work will be performed or claimed during this workshop visit).

Work Pkg	Labor Operation	Description (Main work)	Labor Allowance
# 3	00 79 059	Replacing the left-side head-level airbag with slide/tilt sunroof	30 FRU (F30); 32 FRU (F32)
Or:			
# 4	00 79 058	Replace the left-side head-level airbag without slide/tilt sunroof	28 FRU (F30); 31 FRU (F32)

Only one of the flat rate labor operation codes listed above can be used for claim submission and reimbursement. Also, only one Main work flat rate labor operation code can be claimed per workshop visit.

Claim Repair Comments

Reference the SIB number, the issue (briefly), and the work package (WP) number performed in the technician’s RO notes, and in the claim comments (For example: B65 31 25 Replace left-side head-level air bag WP 1), unless otherwise required by State law.

Sublet – Bulk Supply Materials (RO and Claim Comments Required)

Sublet Code 4	Reimbursement for the repair-related bulk supply materials Copyright ©2026 BMW of North America, Inc.	See the sublet
----------------------	--	----------------

Sublet reimbursement calculation for claiming the applicable repair-related bulk supply material (BMW part number) is at the dealer net (DN) price for the proportional quantity used plus your center's handling.

Enter this material cost in sublet and itemize the amount on the repair order and in claim comment section.

Reimbursements of Comparable Recall Remedy Prior Customer-Pay Repairs (TREAD Act)

For this Safety Recall Campaign, with respect to the issue being addressed on the Affected Vehicles, a reimbursement request for a qualifying prior customer-pay repair is not likely.

However, if you should receive a reimbursement request from a customer for a repair that may qualify because it addressed the issue described in this bulletin, and it was performed **prior** to the notification of Recall, please contact the Warranty department (including a legible copy of the invoice) through IDS by selecting Coverage, Policy, Coding Questions and Mileage Corrections. The Warranty department will respond to your inquiry accordingly.

Alternative Mobility Solution (AMS) for Vehicle Owners (RO and Claim Comments Required)

This Service Action repair qualifies for Alternative Mobility Solution (AMS) expense reimbursement, claim this item under the Defect Code noted above as follows:

- Sublet Code 2 - Itemize the AMS sublet amount on the repair order and in the claim comment section.

Please refer to SI B01 29 16 for additional information.

FEEDBACK REGARDING THIS BULLETIN

Technical Feedback	To submit feedback for the technical topic of this bulletin: Submit your feedback in the rating box at the top of this bulletin
Warranty Feedback	To submit feedback for the CLAIMS section of this bulletin: Submit an IDS ticket to the Warranty Department, or use the chat available in the Warranty Documentation Portal
Parts Feedback	To submit feedback for the PARTS section of this bulletin: Submit an IDS ticket to the Parts Department

Supporting Materials

[picture_as_pdf B65 31 25 RECALL 25V-871_REPLACE LEFT HEAD AIR BAG_SR.pdf](#)

