




Rear Cap Bracket and Fuel Filter Housing

Bulletin Type:	Recall	Publication Date:	May 2025
Bulletin #(s):	25V-241	Make(s):	Entegra Coach
Job Code(s):	9903625	Model(s):	Aspire (44D, 44R, 44C) Anthem (44D, 44V) Cornerstone (45B, 45D, 45V)
Flat Rate(s):	9903625 .50 HR Rear Cap Bracket Repair		Model Year(s):



Incident:	Rear cap bracket making contact with fuel filter housing.
Affected Units:	2025 - 2026 Entegra Coach Aspire, Anthem, Cornerstone
Parts Kit:25V-241	Parts Kit #: 25V-241
	Part Kit Contents: 1 EA – PLATE,RR CAP SPRT 04.00X06.00 10GA BPC 3 EA –SCREW,HEX WSHR .25X1.00 TEK3 ZC 3 EA – WASHER,FL .25 ZC USS
Misc. Tools & Supplies:	Screw Gun with ¼” Hex Head Driver Bit
Parts Return Information:	N/A

REAR CAP BRACKET REPAIR INSTRUCTIONS

- Using a screw gun and ¼” hex head driver bit, remove the fastener holding the bracket to the chassis frame. (Figure 1)



2. Loosen the second fastener between the bracket and the rear cap. (Figure 2)
 - a. **Note: You will only want to loosen this fastener and not fully remove it.**
3. With the bracket loosened, move it over and out of the way.
4. Use two fasteners and two washers to secure the new plate to the chassis frame where the bracket was originally secured. (Figure 3)





– Screw
– Washer

– Screw
– Washer

– Plate

5. Swing the bracket back down and into position over the plate. Then use one fastener and one washer to secure the bracket to the plate. (Figure 4)
6. Re-fasten the screw that was loosened between the bracket and the rear cap. (Figure 5)



– Screw
– Washer

Jayco's sole obligation under our limited warranty is to repair or replace defective materials and/or workmanship deemed our responsibility as determined by Jayco in our sole discretion. Jayco reserves the right to use new and/or remanufactured parts or materials of similar quality to complete any work, and to make parts and/or design changes as appropriate without notice to anyone. Jayco designs and/or materials changes are done without obligation to incorporate such changes in previously manufactured product. Jayco makes every reasonable effort to ensure field remedies will not adversely affect performance and/or safety of the unit. This field remedy is not intended to extend to future performance of this RV, or any of its materials, components or parts beyond the standard warranty period. The RV owner's obligation to notify Jayco, or one of its independent, authorized dealers, of a claimed defect does not modify any obligation placed on the RV owner to contact Jayco directly when attempting to pursue remedies under state or federal law.

903 South Main Street • P.O. Box 460 • Middlebury, IN 46540