



I N F I N I T I

VOLUNTARY RECALL CAMPAIGN

Classification: BR25-002	Reference: ITB25-004	Date: March 19, 2025
-----------------------------	-------------------------	-------------------------

VOLUNTARY SAFETY RECALL CAMPAIGN 2025 QX60; FRONT BRAKE CALIPER INSPECTION

CAMPAIGN ID #: PD138
APPLIED VEHICLES: 2025 QX60 (L51)

**Check Service COMM or Dealer Business Systems (DBS)
National Service History to confirm campaign eligibility.**

INTRODUCTION

Infiniti is conducting this voluntary safety recall campaign on certain specific model year 2025 QX60 vehicles to inspect and, if necessary, replace the front brake calipers. This service will be performed at no charge to the client for parts or labor.

IDENTIFICATION NUMBER

Infiniti has assigned identification number PD138 to this campaign. This number must appear on all communication and documentation of any nature dealing with this campaign.

RETAILER RESPONSIBILITY

It is the retailer’s responsibility to check Service COMM or Dealer Business Systems (DBS) National Service History for the campaign status on each vehicle falling within the range of this voluntary safety recall which for any reason enters the service department. This includes vehicles purchased from private parties or presented by transient (tourist) clients and vehicles in a retailer’s inventory. **Federal law requires that new vehicles in retailer inventory which are the subject of a safety recall must be corrected prior to sale. Failure to do so can result in civil penalties by the National Highway Traffic Safety Administration.** While federal law applies only to new vehicles, Infiniti strongly encourages retailers to correct any used vehicles in their inventory before they are retailed.

Bulletins are intended for use by qualified technicians, not 'do-it-yourselfers'. Qualified technicians are properly trained individuals who have the equipment, tools, safety instruction, and know-how to do a job properly and safely. **NOTE:** If you believe that a described condition may apply to a particular vehicle, DO NOT assume that it does. See your Infiniti retailer to determine if this applies to your vehicle.

SERVICE PROCEDURE

1. Place the vehicle on a suitable lift.



Figure 1

2. Lift the vehicle to a suitable work height.




Figure 2

3. From under the vehicle, locate both front brake calipers (Figure 3).
- Look up toward the front of the vehicle, between the front transverse links (lower control arms) and the drive shaft boots.
 - Use of a light source will assist with locating the front brake calipers.

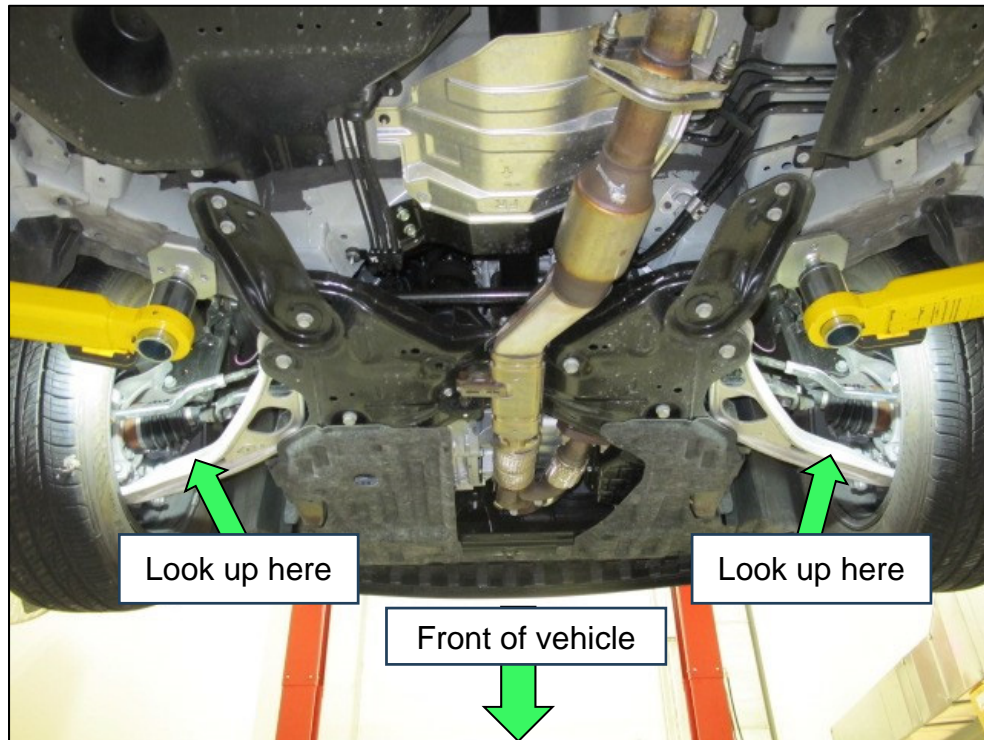


Figure 3

HINT: Use of a light source will be required to see the front brake calipers and the casting lot codes on step 4 and step 5.

4. Locate both front brake caliper hose connections.
 - From the rear of the front suspension, look up between the front transverse links and the drive shaft boots to locate the front brake caliper hose connections (Figure 4 and Figure 5).




Figure 4




Figure 5

5. On both front brake calipers, locate the three (3) character casting lot codes.
 - The casting lot codes are next to the front brake caliper hose connections.
 - Use of a light source will be required to see the front brake calipers and the casting lot codes (Figure 6 and Figure 7).
 - The casting lot code on the driver (LH) side will be right side up.
 - The casting lot code on the passenger (RH) side will be upside down.
 - The casting lot code will contain three (3) characters.
 - The third character could be a number or a letter.




Figure 6

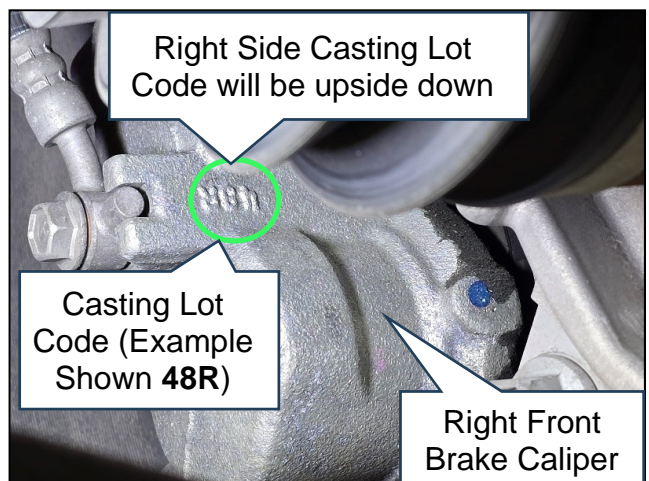


Figure 7

6. Write both front brake caliper three (3) character casting lot codes on the repair order.
7. Is the casting lot code on either of the front brake calipers **51A**?

NO: The front brake calipers are GOOD. No further repair is required. Lower the vehicle and remove it from the lift. Proceed to **CLAIMS INFORMATION** on the last page.

YES: Replace ONLY the front brake caliper that has a casting lot code of **51A**.

IMPORTANT: If the casting lot code on either front brake caliper is missing or illegible, replace the affected front brake caliper.

- Refer to the ESM: **BRAKES > BRAKE SYSTEM > REMOVAL AND INSTALLATION > FRONT BRAKE CALIPER ASSEMBLY > Removal and Installation**
 - Follow all ESM Warnings, Cautions and Notices.
 - Copper sealing washers are one-time-use parts and **MUST** be replaced (two per caliper).
 - Be sure to complete the **INSPECTION AFTER INSTALLATION** in the ESM.
 - Torque all fasteners to specifications.
 - Front brake hose union bolt: 18.2 N•m (1.9 kg-m, **13 ft lb**)
 - Slide pin bolt: 45.6 N•m (4.7 kg-m, **34 ft lb**)
 - Torque member bolt: 180 N•m (18 kg-m, **133 ft lb**)
 - Wheel lug nut: 113 N•m (12 kg-m, **83 ft lb**)

PARTS INFORMATION

DESCRIPTION	PART NUMBER	QUANTITY
CALIPER ASSY-FRONT RH, W/O PAD & SHIM	41001-6TA0A	1 As Needed
CALIPER ASSY-FRONT LH, W/O PAD & SHIM	41011-6TA0A	1 As Needed
GASKET-BRAKE HOSE	46237-A4600	2 per side As Needed
Nissan Genuine Brake Fluid (DOT 3)	999MP-A4100P (1)	As Needed

- (1) Order this item through the Infiniti Maintenance Advantage program: Phone 877-INF-IMA1 (877-463-4621). Website order via link on the dealer portal; www.NNAnet.com and click on the "Maintenance Advantage-Tire/Battery/Chemical" link.

CLAIMS INFORMATION

Submit a "CM" line claim using the following claims coding:

CAMPAIGN ("CM") ID	DESCRIPTION	OP CODE	FRT
PD138	Inspect Both Front Brake Caliper Casting Lot Codes (OK Condition)	PD1380	0.2
	Inspect Both Front Brake Caliper Casting Lot Codes And Replace 1 Front Caliper	PD1381	0.7
	Inspect Both Front Brake Caliper Casting Lot Codes And Replace BOTH Front Calipers	PD1382	1.1

AMENDMENT HISTORY

PUBLISHED DATE	REFERENCE	DESCRIPTION
March 19, 2025	ITB25-004	Original bulletin published