



**Tesla, Inc.**  
**Service Bulletin**

***Inspect Driver Airbag***

**SB-25-20-001**  
May 13, 2025

Classification		Section/Group	Mobile Service	Configuration
Recall Bulletin		20 - Safety and Restraint	Can Perform (where permitted)	All
Model	Model Year	Country/Region	Build Location	
Model S	2021–2025	North America, Europe, Middle East, Africa	Fremont	
Model X	2021–2025			

The model(s) and model year(s) listed are a general approximation of the affected VIN list. Refer to the VIN/Bulletin Tracker or Customer/Vehicle profile to determine applicability of this bulletin for a particular vehicle.

Recall Bulletin: Recall Bulletins are mandatory service procedures that, unless they can be completed via a software update that a customer installs through the normal course of ownership, must be carried out by Tesla-certified Service Centers. Recall work performed by uncertified technicians could lead to unsafe conditions or voided warranty provisions.

**Condition**

On some vehicles, a service operator may have installed a driver airbag with a non-mechanical horn pad in a steering wheel designed for a mechanical horn, or a driver airbag with a mechanical horn pad in a steering wheel designed for a non-mechanical horn, which may result in a loss of horn operation. The driver airbag functionality is unaffected.

**Correction**

Inspect the vehicle for symptoms related to the condition. If symptoms are present, replace the driver airbag, and verify the vehicle configuration and horn operation.

Correction Description	Correction	Time	
		(Model S)	(Model X)
Inspect Driver Airbag; Reinstall Driver Airbag; Verify Vehicle Configuration And Horn Operation	S012520001	0.06	0.12
Inspect Driver Airbag; Replace Driver Airbag; Verify Vehicle Configuration And Horn Operation	S022520001	0.06	0.12



Part Number	Description	Quantity
<b>Parts Required</b> —	—	—
<b>If Necessary</b>	<b>Steering wheel designed for a non-mechanical horn pad:</b>	
1607889-00-D	ROUND WHEEL DRIVER AIRBAG	1
	<b>Or</b>	
1625769-00-E	YOKE DRIVER AIRBAG ASSEMBLY	1
	<b>Steering wheel designed for a mechanical horn pad:</b>	
1965183-00-A	ROUND WHEEL DRIVER AIRBAG - MECHANICAL HORN	1
	<b>Or</b>	
1965182-00-A	YOKE DRIVER AIRBAG ASSEMBLY - MECHANICAL HORN	1
	These part numbers were current at the time of publication. Use the revisions listed or later, unless otherwise specified in the <a href="#">Parts Catalog</a> .	
<b>Special Tools</b> —	—	
<b>If Necessary</b>		
1120565-00-A	BIT, T10 TORX, 70MM	
1120566-00-A	BIT, T15 TORX, 70MM	

## Procedure

**⚠ WARNING:** Supplementary Restraint System (SRS) components can be hazardous if not handled properly (refer to Airbag and Supplementary Restraint System (SRS) Precautions; [Model S](#), [Model X](#)).

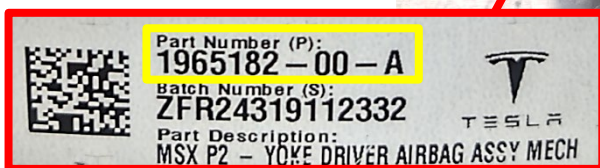

**⚠ WARNING:** If the driver airbag is replaced during this procedure, the old airbag can not be returned to the customer due to safety reasons.

**📄 NOTE:** For the correct pairing of the driver airbag type, part number, and steering wheel type, refer to Table 1.

Driver Airbag Type	Part Number	Steering Wheel Type
Round Wheel Driver Airbag	1607889-XX-X	Round Steering Wheel 
Yoke Driver Airbag Assembly	1625769-XX-X	Steering Yoke 

**Table 1**

1. Remove the driver airbag (refer to Service Manual procedure 20010102; [Model S](#), [Model X](#)).
2. Inspect the driver airbag part number (Figure 1, yellow).



**Figure 1 – Yoke driver airbag assembly mechanical horn shown; all other driver airbag horns are similar**

- If the driver airbag part number is 1607889-XX-X, and the vehicle is equipped with a round steering wheel (non-Mechanical horn 160788-00-G), the vehicle has the correct airbag type. Reinstall the driver airbag (refer to Service Manual procedure 20010102; [Model S](#), [Model X](#)), and then skip to step 3.
  - If the driver airbag part number is 1607889-XX-X, and the vehicle is equipped with a steering yoke (non-mechanical horn 1622612-XX-X), replace the driver airbag with part number 1625769-XX-X (refer to Service Manual procedure 20010102; [Model S](#), [Model X](#)). Skip to step 3.
  - If the driver airbag part number is 1625769-XX-X, and the vehicle is equipped with a steering yoke (non-mechanical horn 1622612-00-X), the vehicle has the correct airbag type. Reinstall the driver airbag (refer to Service Manual procedure 20010102; [Model S](#), [Model X](#)), and then skip to step 3.
  - If the driver airbag part number is 1625769-XX-X, and the vehicle is equipped with a round steering wheel (non-mechanical horn 160788-00-G), replace the driver airbag with part number 1607889-XX-X (refer to Service Manual procedure 20010102; [Model S](#), [Model X](#)). Skip to step 3.
  - If the driver airbag part number is 1965183-XX-X, and the vehicle is equipped with a round steering wheel (mechanical horn 1965073-XX-X), the vehicle has the correct airbag type. Reinstall the driver airbag (refer to Service Manual procedure 20010102; [Model S](#), [Model X](#)), and then skip to step 3.
  - If the driver airbag part number is 1965183-XX-X, and the vehicle is equipped with a steering yoke (mechanical horn 1965131-XX-X), replace the driver airbag with part number 1965182-XX-X (refer to Service Manual procedure 20010102; [Model S](#), [Model X](#)). Skip to step 3.
  - If the driver airbag part number is 1965182-XX-X, and the vehicle is equipped with a steering yoke (mechanical horn 1965131-XX-X), the vehicle has the correct airbag type. Reinstall the driver airbag (refer to Service Manual procedure 20010102; [Model S](#), [Model X](#)), and then skip to step 3.
  - If the driver airbag part number is 1965182-XX-X, and the vehicle is equipped with a round steering wheel (mechanical horn 1965073-XX-X), replace the driver airbag with part number 1965183-XX-X (refer to Service Manual procedure 20010102; [Model S](#), [Model X](#)). Continue to step 3.
3. On the vehicle touchscreen, select the temperature icon to open the climate control panel, and then confirm that the touchscreen displays the correct image for the round steering wheel or steering yoke installed on the vehicle (Figures 2 and 3).
- If the touchscreen displays the correct image for the round steering wheel or steering yoke installed on the vehicle, skip to step 9.
  - If the touchscreen displays the incorrect image for the round steering wheel or steering yoke installed on the vehicle, continue to the next step.



**Figure 2 – Round steering wheel touchscreen image**

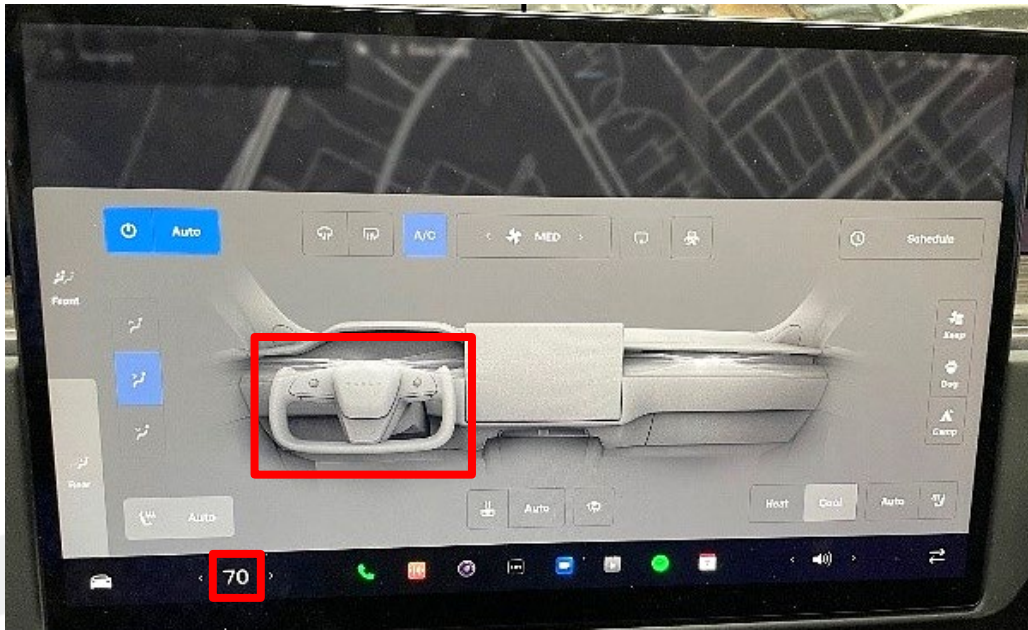


Figure 3 – Steering yoke touchscreen image

4. Connect a laptop with Toolbox 3 to the vehicle (refer to Service Manual procedure; [Model S](#), [Model X](#)).
5. Click the **Actions** tab, search for “steering wheel”, and then click **Set Steering Wheel/Yoke Vehicle Configs** (Figure 4).

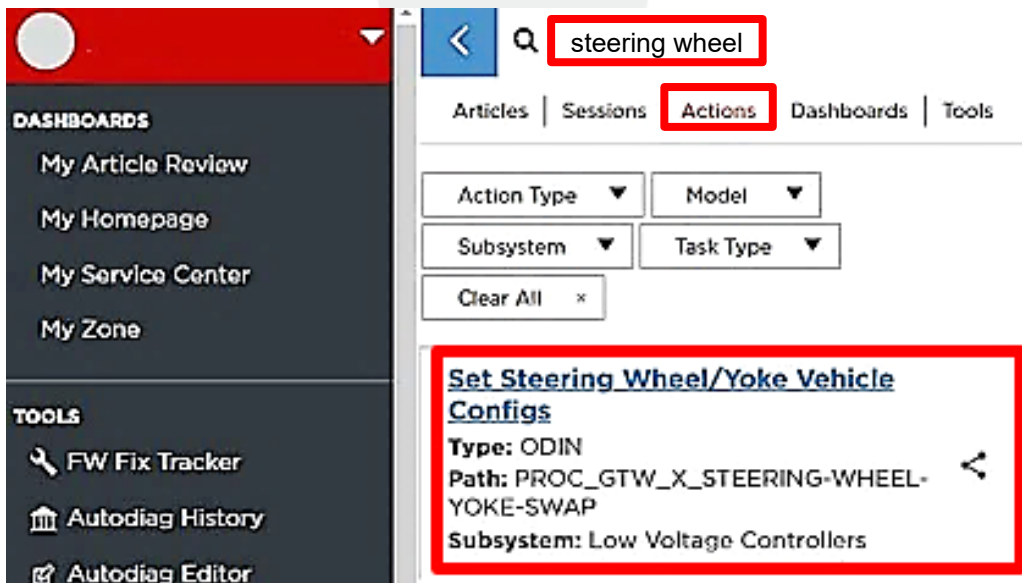


Figure 4

- Type in the driver airbag part number in the “Airbag Part Number To Be Installed” field (Figure 5, red), and then select the steering wheel type (Figure 5, blue) as determined in step 2.

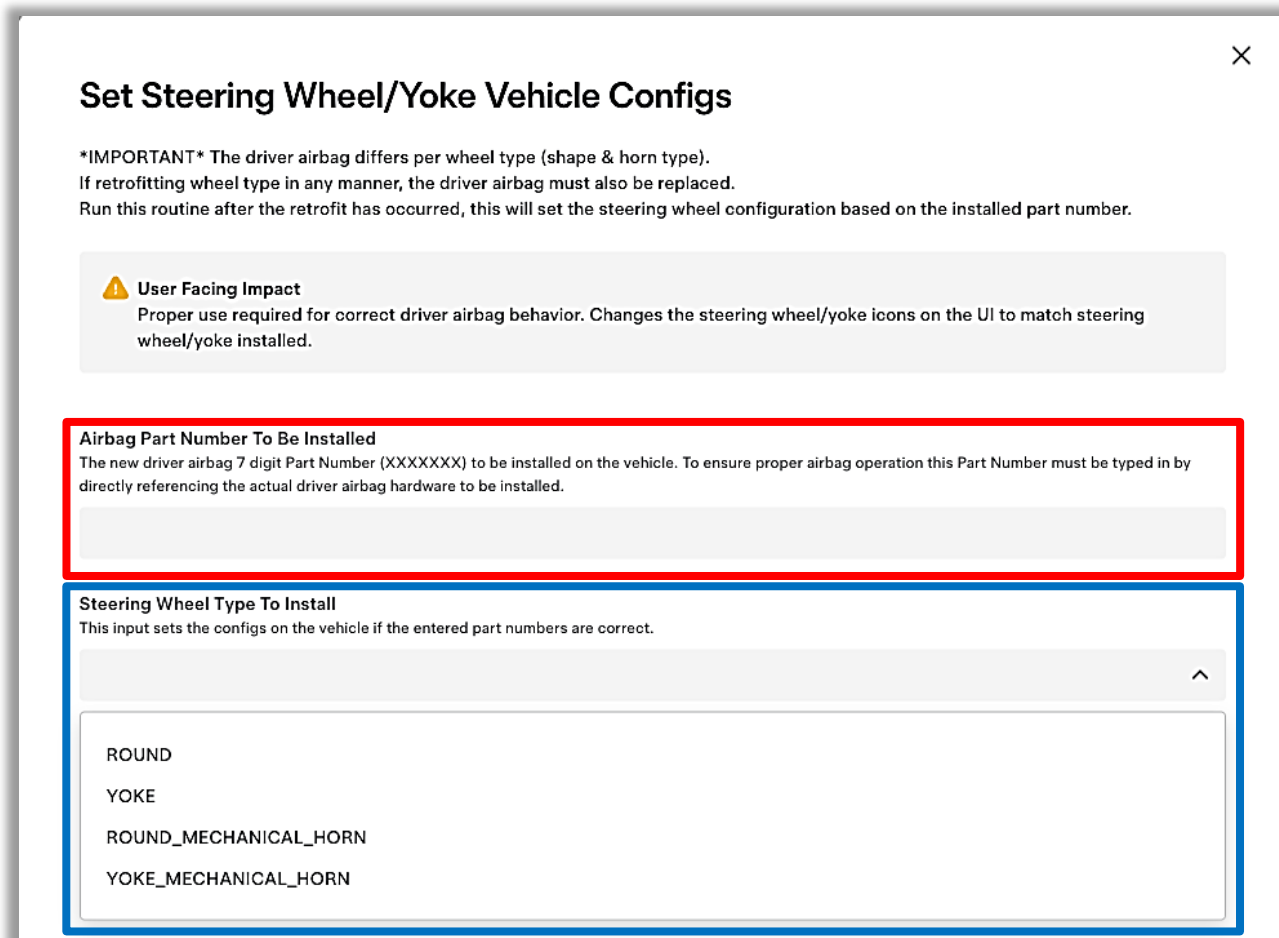


Figure 5

- Click **Run**, read and confirm that a new compatible driver airbag has been installed, click **OK**, and then allow the routine to complete. Click **X** at the top right of the window to exit once the routine is complete (Figure 6).

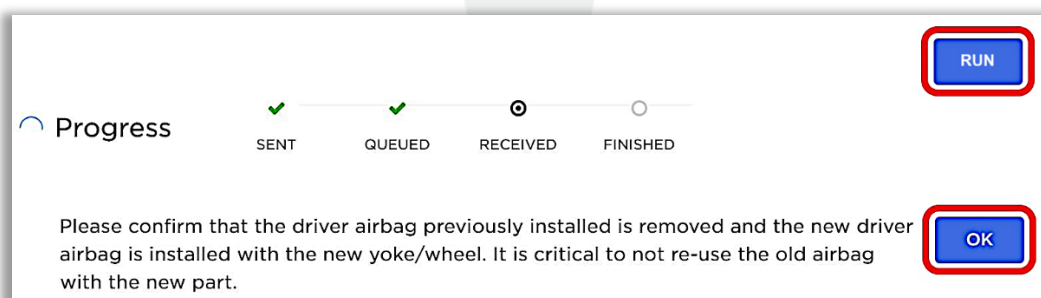


Figure 6

- Disconnect the laptop from the vehicle (refer to Service Manual procedure; [Model S](#), [Model X](#)).
- Verify operation of the horn and confirm that the touchscreen displays the correct image for the round steering wheel or steering yoke installed on the vehicle (Figures 2 and 3).
- Close out this document using the appropriate correction code based on the labor performed.