



**INVISION COOKTOP FRONT BURNER GAS LINE REPLACEMENT**

<b>Bulletin Type:</b>	Recall	<b>Publication Date:</b>	February 2025
<b>Bulletin #(s):</b>	25V-043 US 2025-039 Canada	<b>Make(s):</b>	Jayco
<b>Job Code(s):</b>	9901617	<b>Model(s):</b>	Jay Feather Micro TT
<b>Flat Rate(s):</b>	9901617 .50 HR Gas Line Replacement	<b>Model Year(s):</b>	2025

<b>Incident:</b>	Front Cooktop Burner Tube/Gas Line May Crack and Cause Gas Leak
<b>Affected Units:</b>	2025 Jayco Jay Feather Micro TT
<b>Parts Kit: 25V-043</b>	Parts Kit #: 25V-043
	Part Kit Contents: 1 Qty– 2075881 KIT,RPR STV TOP INCL: GAS LN & FTG F/FR BNR & INSTR
<b>Misc. Tools &amp; Supplies:</b>	14 mm wrench, 16 mm wrench
<b>Parts Return Information:</b>	Serial number of the cooktop provided on claim - No part return.

# INVISION COOKTOP FRONT BURNER GAS LINE REPLACEMENT




## SERVICE GUIDE

### GAS COOKTOP GAS LINE REPLACEMENT FOR FRONT BURNER



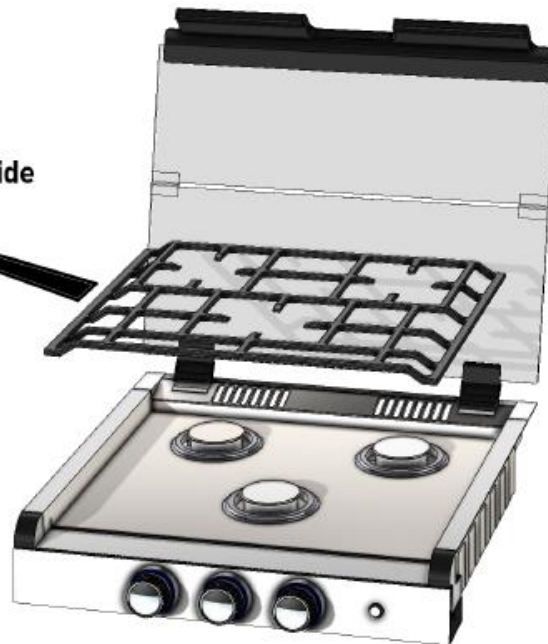
**MODELS:**  
Three Burner  
410-2030



1. Lift glass-lid



2. Lift grate and set to the side



2525 John Weaver Pkwy, Elkhart, IN 46514 | [customerservice.invision@airxcel.com](mailto:customerservice.invision@airxcel.com) | 574.247.9235

pg. 1



# SERVICE GUIDE

## GAS COOKTOP GAS LINE REPLACEMENT FOR FRONT BURNER



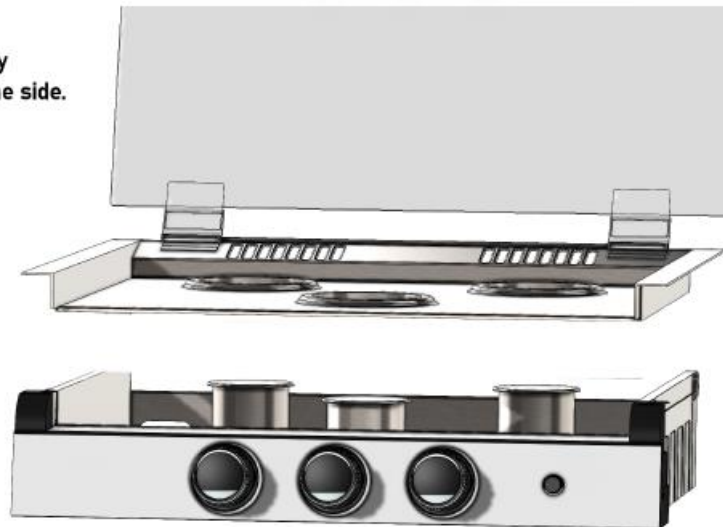
**MODELS:**  
Three Burner  
410-2030



3. Remove 2 screws from rear of pan



4. Lift pan/glass-top away from base and set to the side.



2525 John Weaver Pkwy, Elkhart, IN 46514 | [customerservice.invision@airxcel.com](mailto:customerservice.invision@airxcel.com) | 574.247.9235

pg. 2




# SERVICE GUIDE

## GAS COOKTOP GAS LINE REPLACEMENT FOR FRONT BURNER



**MODELS:**  
Three Burner  
410-2030




**5. Brace burner with one hand so its position isn't altered .**

**6. With a 14mm wrench carefully turn the connector counter-clockwise.**

**7. With a 16mm wrench carefully turn the connector counter-clockwise.**

**8. Follow the procedure in reverse to install new gas line and reassemble cooktop.**



2525 John Weaver Pkwy, Elkhart, IN 46514 | [customerservice.invision@airxcel.com](mailto:customerservice.invision@airxcel.com) | 574.247.9235

*Jayco's sole obligation under our limited warranty is to repair or replace defective materials and/or workmanship deemed our responsibility as determined by Jayco in our sole discretion. Jayco reserves the right to use new and/or remanufactured parts or materials of similar quality to complete any work, and to make parts and/or design changes as appropriate without notice to anyone. Jayco designs and/or materials changes are done without obligation to incorporate such changes in previously manufactured product. Jayco makes every reasonable effort to ensure field remedies will not adversely affect performance and/or safety of the unit. This field remedy is not intended to extend to future performance of this RV, or any of its materials, components or parts beyond the standard warranty period. The RV owner's obligation to notify Jayco, or one of its independent, authorized dealers, of a claimed defect does not modify any obligation placed on the RV owner to contact Jayco directly when attempting to pursue remedies under state or federal law.*

903 South Main Street • P.O. Box 460 • Middlebury, IN 46540