



NHTSA: 25V-029

Transport Canada: TC2025-025

Winnebago Towable: CAM0000041

TO: Winnebago Towables Dealers
SUBJECT: Cooktop Flame May Invert Due to Furnace

The National Traffic and Motor Vehicle Safety Act, as amended, provides that each vehicle which is subject to a recall campaign of this type must be adequately repaired within a reasonable time after the owner has tendered it for repair. A failure to adequately repair within 60 days after tender of a vehicle is prima facie evidence of failure to repair within a reasonable time.

If the condition is not adequately repaired within a reasonable time, the owners may be entitled to an identical or reasonably equivalent vehicle at no charge or to a refund of the purchase price less a reasonable allowance for depreciation.

To avoid having to provide these burdensome solutions, every effort must be made to promptly schedule an appointment with each owner and to repair their vehicle as soon as possible. As you will see in reading the enclosed copy of the letter, which is being sent to owners, the owners are being instructed to contact Winnebago Industries, Inc. if you do not remedy the condition within five days of the mutually agreed upon service date. If the condition is not remedied within a reasonable time, they are instructed on how to contact the National Highway Traffic Safety Administration.

REASON FOR THIS RECALL

Winnebago Towables has decided that a defect related to vehicle safety exists on certain 2025 Winnebago Minnie model series. These vehicles were manufactured April 2, 2024 through December 2, 2024.

There is potential when the cooktop and furnace are operated at the same time the cooktop burner flame may invert. This could lead to an increased risk of personal injury or fire.

OWNER NOTIFICATION

Owners will be notified of this campaign on their vehicles by Winnebago Towables. For all units in your inventory, the notification will be mailed to you. **DO NOT DELIVER TO A CUSTOMER ANY SUBJECT UNIT UNTIL CORRECTIVE ACTION HAS BEEN TAKEN.**

DEALER CAMPAIGN RESPONSIBILITY

Dealers are to service all vehicles subject to this campaign at no charge to owners regardless of mileage, age of vehicle, or ownership from this time forward. Whenever a vehicle subject to this campaign is taken into new or used vehicle inventory or it is in your dealership for service in the future, you should take the steps necessary to be sure the campaign correction has been made before reselling or releasing the vehicle. Owners of vehicles recently sold from your new vehicle inventory are to be contacted by the dealer and arrangements made to make the required correction according to instructions contained in this campaign.

201 14th Street, Middlebury, In 46540
Phone: 574-825-8052, wtowWarrantyTech@winnebagoind.com
Winnebago.com



NHTSA: 25V-029
Transport Canada: TC2025-025
Winnebago Towable: CAM0000041

Safety Recall:

Cooktop Flame May Invert Due to Furnace

Repair, Claim Preparation, and Filing Instructions

Please submit a warranty claim pre-authorization using the following codes and labor times:

LABOR:	OPERATION CODE	LABOR ALLOWANCE
Inspect & Install:	44017502	0.5 hours
Inspect & Install: (2730MK Only)	44017602	0.8 hours

PARTS:

- 283984 : Minnie 2025 Cooktop Recall Kit 2730FK/2529RG**
- 283985 : Minnie 2025 Cooktop Recall Kit 2301BHS/2326BH/2801BHS**
- 283986 : Minnie 2025 Cooktop Recall Kit 2326RB**

Please follow attached repair instructions.

Submit all pre-authorizations and claims through the Dealer Portal. If there are any questions, please call our Warranty Team at 574-825-5250.

Repair Instructions:

Cooktop Flame May Invert Due to Furnace

Tools Needed:



- Screw gun / screwdriver
- Zip Ties
- Foil Tape
- Screws

Repair Instructions:


1. Remove cooktop as far as possible while leaving the LP line connected.



2. Insert panel and cover opening that attaches panel to cabinet.



3. Apply foil tape along the back wall.



4. Reinstall cooktop.

All units except 2730FK:

5. Verify the repair by turning on the cooktop and furnace to ensure the flame can no longer become inverted.

Repair Instructions:

ADDITIONAL STEPS FOR 2730FK ONLY

Cooktop Flame May Invert Due to Furnace


6. Remove air return grill to the left of the cooktop.



7. Remove backer.




8. Undo fasteners holding wires to the floor.



9. Reattach wire securement further back in the compartment.

10. Moving backing panel approximately 4-5 inches from the opening and attach.



11. Verify the repair by turning on the cooktop and furnace to ensure the flame can no longer become inverted.