



Hyundai Motor America
P.O. Box 2704
Huntington Beach, CA 92647

NHTSA Recall Number: 25V-373

Hyundai Recall Number: 279
(MM/DD/YYYY)

IMPORTANT SAFETY RECALL

Headlight Marking

This is an important Safety Recall.

- **The recall remedy is available.** Enclosed within this letter are your headlight compliant labels and detailed inspection and installation instructions for self-application.
- If you need assistance applying the labels, please contact your nearest IONIQ certified Hyundai dealer. To locate and schedule an appointment, please call or visit:
1-855-371-9460 or www.hyundaiusa.com/campaignhome

This notice applies to your 2025 Hyundai IONIQ 5 vehicle, VIN: XXXXXXXXXXXXXXXXXXXX

Dear <FirstName LastName,>

This notice is sent to you in accordance with the National Traffic and Motor Vehicle Safety Act. Hyundai has decided that certain 2025 model year IONIQ 5 vehicles fail to conform to Federal Motor Vehicle Safety Standard No. 108, "Lamps, reflective devices, and associated equipment." Hyundai is initiating Safety Recall 279 to provide you with compliant labels and detailed inspection and installation instructions for self-application of the label. Our records indicate that your vehicle, with the VIN listed above, is affected by this recall.

What is the problem?

The passenger-side headlight assemblies may have been improperly molded with markings that do not meet the visual/optical aiming identification requirements. The proper markings are needed to aim the headlights. Incorrectly aimed headlights may reduce visibility for the operating vehicle and/or oncoming traffic, increasing the risk of a crash.

What will Hyundai do?

Enclosed within this letter are your headlight compliant labels and detailed inspection and installation instructions for self-application. Additionally, you have the option to bring your vehicle to your IONIQ certified Hyundai dealer to have the compliant labels installed by a technician. The actual time required to perform this installation will take less than 30 minutes. This procedure will be performed at **NO CHARGE** to you.

What should you do?

Please read and follow the "**Headlight Marking Inspection and Sticker Installation Instructions for Self-Application**" enclosed with this letter.

Additional information

If you have any questions or require further assistance, you may contact the Hyundai Customer Care Center at 1-855-371-9460.

If you believe that the dealer or Hyundai has failed or is unable to remedy the defect without charge, or within a reasonable time, you may submit a complaint to the Administrator, National Highway Traffic Safety Administration, 1200 New Jersey Avenue S.E., Washington, D.C. 20590, or call the toll-free Vehicle Safety Hot Line at 1-888-327-4236 (TTY: 1-800-424-9153), or go to www.NHTSA.gov.

We urge your prompt attention to this important safety matter. We apologize for any inconvenience this may have caused you.

Hyundai Motor America

Headlight Marking Inspection and Sticker Installation Instructions for Self-Application

Headlight Marking Inspection

1. Locate the lower corner of the passenger-side headlight (marked "C" in the images on the right) and inspect the etched marking.

- **GOOD: MOBIS DOT VOR DRL** — No further action is required; you may discard the headlight labels.
- **NOT GOOD: MOBIS DOT VOP DRL** — Proceed to the **Headlights Sticker Installation** instructions.

GOOD




NOT GOOD



Headlights Sticker Installation

1. Open the hood.* Clean the top and corners of both headlights (**A**) using a clean microfiber cloth. Ensure both headlights are free of dust and debris.

* For more information, refer to the "Hood" section (5-71) in your IONIQ 5 owner's manual.



WARNING


Before closing the hood, ensure all obstructions are removed from around the hood opening.

2. Apply the stickers in 4 locations:

- **B:** Passenger-side headlight, top corner.
- **C:** Passenger-side headlight, lower corner (over the existing marking).
- **D:** Driver-side headlight, top corner.**
- **E:** Driver-side headlight, lower corner (over the existing marking).**

** The condition exists on the passenger-side headlight only. The driver-side stickers are for appearance and are optional.

Passenger-side headlight



Driver-side headlight**




NOTICE

Avoid touching the adhesive side of each sticker. Press firmly to remove air bubbles. Sticker should adhere smoothly and align with vehicle contours.



Hyundai Motor America
P.O. Box 2704
Huntington Beach, CA 92647

NHTSA Recall Number: 25V-373
Hyundai Recall Number: 279




IMPORTANT SAFETY RECALL

If you are a vehicle lessor, Federal law requires that any vehicle lessor receiving this recall notice must forward a copy of this notice to the lessee within ten days.

Have you previously paid for this repair?

If you have previously paid for a repair that addresses the problem described in this letter, you may be eligible for a reimbursement. To submit for reimbursement:

1. Visit www.hyundaiusa.com/campaignhome
2. Click this icon in the top right of the webpage: 
3. Click "Contact Us"
4. Click the "Campaign Reimbursement" tile and follow the onscreen directions to submit.

You can also call to obtain additional information at **1-855-371-9460**.

No longer own this vehicle?

You received this notification because U.S. federal regulations require automotive manufacturers to notify last known owners of recalled vehicles based on current owner records. Our records are based primarily on state registration and title data, which indicate that you are the current owner.

If you no longer own this vehicle, and have an address for the current owner, please forward this letter to the new owner.



Each Kit has 4 stickers.