



Service Engineering Operations
Customer Service Division

Ford Motor Company
PO Box 1904
Dearborn, Michigan 48121

April 17, 2026

TO: All U.S. Ford and Lincoln Dealers

SUBJECT: **NEW VEHICLE DEMONSTRATION / DELIVERY HOLD**
Safety Recall 25SB5
Certain 2021-2023 Model Year Bronco Vehicles
Front Seat Height-Adjust Pivot Bolts and Links Inspection

REF: **NEW VEHICLE DEMONSTRATION / DELIVERY HOLD - Advance Notice -**
Safety Recall 25SB5
Dated October 29, 2025

AFFECTED VEHICLES (U.S. Population of Affected Vehicles 162,202):

Vehicle	Model Year	Assembly Plant	Build Date Range
Bronco	2021	Michigan	September 23, 2020 through December 22, 2021
	2022		August 31, 2021 through November 18, 2022
	2023		June 8, 2022 through November 30, 2022

Affected vehicles are identified in OASIS and FSA VIN Lists.

REASON FOR THIS SAFETY RECALL

In all of the affected vehicles, it may be possible for one of the seat frame height-adjust pivot bolts and links to become loose and eventually dislodge on one or both front seats. This may result in squeaks, rattles or looseness of the seat cushion. If the seat frame height-adjust pivot bolt comes out of the pivot joint, this can increase the risk of injury in a crash.

SERVICE ACTION

Before demonstrating or delivering any new in-stock vehicles involved in this recall, dealers are to inspect both front seats for possible loose seat frame height-adjust pivot bolts and links for damaged pivot bushings in the seat track. This service must be performed on all affected vehicles at no charge to the vehicle owner. For new vehicle storage guidelines, refer to EFC13033, Storage Guidelines for New Vehicles.

FSA PROGRAM OPTIONS

Program Option	Eligibility	Comments
Mobile Repair	Yes	See Mobile Service Repair Assessment Level section below, if applicable.
Over-the-Air (OTA) Update	No	See Over-The-Air (OTA) Updates section of the FSA Policy Document, if applicable.
Rentals	Yes	See the Rental Vehicles section below, if applicable.
Alternative Transportation Available	No	See Alternate Transportation section in the FSA Policy Document.

FSA PROGRAM OPTIONS (continued)

Program Option	Eligibility	Comments
Pickup & Delivery (PDL)	Yes	See Pickup & Delivery section in the FSA Policy document.
Towing	No	See Towing section below, if applicable.
Essential Special Service Tools (ESST)	No	See Technical Instructions and/or Workshop Manual (WSM) as needed.
Administrative Allowance	No	See Administrative Allowance section in FSA Policy Document, and if applicable, Labor Allowances table below.
Owner Refunds	Yes	See Owner Refunds section below, if applicable.
Photo Submission	Yes	See Repair Photo Submission section below, if applicable.

Note: For further information on certain Program Options above, see the corresponding section within the FSA Policy Document.

OWNER NOTIFICATION MAILING SCHEDULE

Owner letters are expected to be mailed the week of April 20, 2026 or sooner. Dealers should repair any affected vehicles that arrive at their dealerships, whether or not the customer has received a letter.

PLEASE NOTE

Federal law requires dealers to complete this recall service before a new vehicle is delivered to the buyer or lessee. Violation of this requirement by a dealer could result in a civil penalty of up to \$27,168 per vehicle. Correct all vehicles in your new vehicle inventory before delivery.

ATTACHMENTS

- Technical Instructions
- Owner Notification Letter
- Mobile Repair/Vehicle Pickup & Delivery Record
- Recall Reimbursement Plan

REFERENCE MATERIAL

- Warranty & Policy Manual (located on FMCDealer Warranty Portal Page):
www.fmcdealer.dealerconnection.com/content/fmcdealer/us/en/parts_service/wty.html
- FSA Policy Document (located on FMCDealer FSA Resources Page for Ford and Lincoln dealerships):
www.fmcdealer.dealerconnection.com/content/fmcdealer/us/en/parts_service/fsa/rsc.html
- FSA Policy Document (located on the Fleet SharePoint site for Fleets with in-house warranty):
<https://azureford.sharepoint.com/sites/OneWarrantySolution/usfleet/SitePages/Home.aspx>



QUESTIONS & ASSISTANCE

For questions and assistance, contact the Special Service Support Center (SSSC) via the SSSC Web Contact Site. The SSSC Web Contact Site can be accessed through the Professional Technician System (PTS) website using the SSSC link listed at the bottom of the OASIS VIN report screen or listed under the SSSC tab.

Customer Service Division

Safety Recall 25SB5

MOBILE SERVICE REPAIR ASSESSMENT LEVEL

- Arrange for mobile repair at the owner's location
- All Vehicles Affected:
 -   - Light Mobile Service (MRA2)

OASIS ACTIVATION

OASIS was activated on October 29, 2025.

FSA VIN LISTS ACTIVATION

FSA VIN Lists were available through <https://web.fsavinlists.dealerconnection.com> on October 29, 2025. Owner names and addresses will be available by May 8, 2026.

NOTE: Your FSA VIN Lists may contain owner names and addresses obtained from motor vehicle registration records. The use of such motor vehicle registration data for any purpose other than in connection with this recall is a violation of law in several states, provinces, and countries. Accordingly, you must limit the use of this listing to the follow-up necessary to complete this recall.

SOLD VEHICLES

- Ford has not issued instructions to stop selling/delivering or driving used vehicles under this safety recall. Owners should contact their dealers for an appointment to have their vehicles remedied as soon as practicable.
- Immediately contact any of your affected customers whose vehicles are not on your VIN list but are identified in OASIS. Give the customer a copy of the Owner Notification Letter (when available) and schedule a service date.
- Correct other affected vehicles identified in OASIS which are brought to your dealership.
- Dealers are to prioritize repairs of customer vehicles over repairs of new and used vehicle inventory.

IN-STOCK VEHICLES

- Correct all affected units in your new vehicle inventory before delivery.
- Use OASIS to identify any affected vehicles in your used vehicle inventory.

DEALER-OPERATED RENTAL VEHICLES

The Fixing America's Surface Transportation (FAST) Act law effective June 2016 prohibits a rental company from selling, renting, or leasing vehicles subject to a safety or compliance recall. Please consult your legal counsel for legal advice.

BRANDED / SALVAGED TITLE VEHICLES

Affected branded / salvaged title vehicles are eligible for this recall.

OWNER REFUNDS

- **This Safety Recall must still be performed, even if the owner has paid for a previous repair. Claiming a refund will not close the recall on the vehicle.**
- Ford Motor Company is offering a refund for owner-paid repairs covered by this recall if the repair was performed before the date indicated in the reimbursement plan, which is posted with this bulletin. Owners are directed to seek reimbursement through authorized dealers or, at their option, directly through Ford Motor Company at PO Box 6251, Dearborn, MI 48121-6251.
- Dealers are also pre-approved to refund owner-paid emergency repairs that were performed away from an authorized servicing dealer after the end date specified in the reimbursement plan. Non-covered repairs, or those judged by Ford to be excessive, will not be reimbursed.

Safety Recall 25SB5

OWNER REFUNDS (continued)

- Refunds will only be provided for the cost associated with loose or missing front seat frame height-adjust pivot bolts and links.

RENTAL VEHICLES

Dealers are pre-approved for up to 3 days for a comparable rental vehicle. Follow Customer Loyalty Program (CLP) guidelines for dollar amounts. Rentals will only be reimbursed for the day(s) the vehicle is at the dealership for part replacement. Prior approval for more than 3 rental days is required from the Centralized Loaner Support Team. Contact the Centralized Loaner Support Team via the CRC Dealer Portal for consideration and approval if appropriate.

- If the vehicle is off road, then refer to EFC14236. VOR escalation is required in DOW.

REPAIR PHOTO SUBMISSION

Ford has requested photo evidence prior to performing the repair for this FSA.

- The SSSC must provide approval prior to replacement of a seat track due to damage caused by loose or missing height-adjust pivot bolts and links.
- Contact the SSSC and upload the necessary photo or copy of documentation as an attachment for review. Photos of the VIN, mileage and damage to the seat frame pivot bushings are required. This can be done in two ways:
 - Directly in the SSSC contact request form while submitting your contact on your desktop.
 - Via PTS Mobile under the Images / Files Upload menu selection
 - You should select SSSC in the sub-menu and ensure your P&A code is correct. Upload the photos by selecting the appropriate FSA with the option to use a prior contact ID. These photos will be associated with your SSSC contact during submission.
 - If you have not submitted a SSSC contact yet, then you can still upload the photos via PTS Mobile, and the photos will be available when opening your SSSC contact for this VIN and recall.
- Upon approval, the SSSC will provide an approval code that must be used for claiming.

ADDITIONAL REPAIR (LABOR TIME AND/OR PARTS)

Additional repairs identified as necessary to complete the FSA should be managed as follows:

- For related damage and access time requirements, refer to the Warranty and Policy Manual / Section 6 – Ford & Lincoln Program Policies / General Information & Special Circumstances for FSAs / Related Damage.
- **For vehicles within new vehicle bumper-to-bumper warranty coverage, no SSSC approval is required**, although related damage must be on a separate repair line with the “Related Damage” radio button checked.
 - Ford vehicles – 3 years or 36,000 miles
- **For vehicles outside new vehicle bumper-to-bumper warranty coverage:**
 - Submit an Approval Request to the SSSC Web Contact Site before completing the repair.
- See “Additional Repair Info” in the FSA Policy Document for further Terms and Conditions.

Safety Recall 25SB5

CLAIMS PREPARATION AND SUBMISSION

- **Technician Competency Requirement:** The STST Competency 10 certification requirement in the U.S. market only will be enforced starting with repair orders opened on or after August 31, 2024. FSA repairs will be rejected, and the claim will not be paid if the repairing technician is not certified in STST Competency 10 FSA. See EFC15936 for more details.
- **Claim Entry:** Enter claims using Dealer Management System (DMS) or One Warranty Solution (OWS) online.
 - When entering claims, select claim type **31**: Field Service Action. The FSA number 25SB5 is the subcode.
 - If other services are requested on the same RO, please complete them. Once they are completed, and if the customer elects to take delivery of their vehicle while waiting for parts to arrive to complete this program, dealers should close the repair order. Reference to W&P manual section 1.3.09 for detailed information associated with these applicable process steps.
 - For additional claims preparation and submission information, refer to the Recall and Customer Satisfaction Program (CSP) Repairs in the OWS User Guide.
- **Related Damage/Additional labor and/or parts:** Must be claimed as Related Damage on a separate repair line from the FSA with the same claim type and subcode as described in Claim Entry above.

IMPORTANT: Click the Related Damage Indicator radio button.
- **Rentals:** For rental vehicle claiming, follow Customer Loyalty Program (CLP) guidelines for dollar amounts. Enter the total amount of the rental expense under the Miscellaneous Expense code **RENTAL**.
- **Refunds:** Submit refunds on a separate repair line.
 - Program Code: 25SB5 - Misc. Expense: ADMIN
 - Misc. Expense: REFUND - Misc. Expense: 0.2 Hrs.
 - Multiple refunds should be submitted on one repair line and the invoice details for each repair should be detailed in the comments section of the claim.

Safety Recall 25SB5

LABOR ALLOWANCES

Note: Only one labor operation may be claimed from this table. (Additional supplemental labor operations may be claimed from the Supplemental Labor Allowances table.)

Description	Labor Operation	Labor Time Hour(s)
<p>BOTH SEATS PASS:</p> <ol style="list-style-type: none"> 1. Inspect seat frame height-adjust pivot bolt torque. Both seats pass. <p>This labor operation code closes the FSA.</p>	25SB5A	0.9
<p>ONE SEAT FAILS:</p> <ol style="list-style-type: none"> 1. Inspect seat frame height-adjust pivot bolt torque. 2. Replace height-adjust pivot links on one seat. 3. Cannot be claimed with D-G. <p>This labor operation code closes the FSA.</p>	25SB5B	0.9
<p>BOTH SEATS FAIL:</p> <ol style="list-style-type: none"> 1. Inspect seat frame height-adjust pivot bolt torque. 2. Replace height-adjust pivot links on two-both seats. 3. Cannot be claimed with D-G. <p>This labor operation code closes the FSA.</p>	25SB5C	1.0
<p>BUSHING FAILED – REPLACE ONE POWER SEAT TRACK:</p> <ol style="list-style-type: none"> 1. Inspect seat frame height-adjust pivot bolt torque. 2. Replace one power seat track. 3. Cannot be claimed with A-C. <p>This labor operation code closes the FSA.</p>	25SB5D	1.7
<p>BUSHING FAILED – REPLACE BOTH POWER SEAT TRACK(S):</p> <ol style="list-style-type: none"> 1. Inspect seat frame height-adjust pivot bolt torque. 2. Replace both power seat track(s). 3. Cannot be claimed with A-C. <p>This labor operation code closes the FSA.</p>	25SB5E	2.4
<p>BUSHING FAILED – REPLACE ONE MANUAL SEAT TRACK:</p> <ol style="list-style-type: none"> 1. Inspect seat frame height-adjust pivot bolt torque. 2. Replace one manual seat track. 3. Cannot be claimed with A-C. <p>This labor operation code closes the FSA.</p>	25SB5F	1.9
<p>BUSHING FAILED – REPLACE BOTH MANUAL SEAT TRACK(S):</p> <ol style="list-style-type: none"> 1. Inspect seat frame height-adjust pivot bolt torque. 2. Replace both manual seat track(s). 3. Cannot be claimed with A-C. <p>This labor operation code closes the FSA.</p>	25SB5G	2.6

Safety Recall 25SB5

SUPPLEMENTAL LABOR ALLOWANCES These labor operation codes DO NOT close the FSA.

Note: Claim any relevant supplemental labor operations in addition to the primary labor operation.

Description	Labor Operation	Labor Time Hour(s)
<p>Mobile Service: This allowance is only for <u>non-eligible</u> 2026 Remote Experience Program Dealers. Can be used when the repair takes place away from the dealership. If Additional Time is Required Due to Travel, Please Submit an SSSC Approval Form.</p>	25SB5MM	0.5
<p>Ford Vehicle Pick-Up & Delivery Allowance: This allowance is only for <u>non-eligible</u> 2026 Remote Experience Program Dealers. NOTE: This allowance is for dealer-performed vehicle Pick-Up & Delivery for dealership repairs only. Can only be claimed once, regardless of outstanding FSAs repaired.</p>	25SB5PP	0.5
<p>Time allowed to submit photos. If VOR is required and vehicle must be present in dealership to complete repair:</p> <ol style="list-style-type: none"> 1. Attach a photo of vehicle mileage. 2. Attach a photo of door tag showing VIN. 3. If the vehicle is off road, then refer to EFC14236. VOR escalation is required in DOW. 	25SB5ZZ	0.2

PARTS REQUIREMENTS / ORDERING INFORMATION

Restricted Part Ordering:

To place an order for a K-Coded Driver or Passenger (Power/Manual) seat track(s) assembly submit a VIN-specific Part Order Contact via the SSSC Web Contact Site.

If parts are on backorder, vehicle must be present in the dealership. The VIN-specific part order must provide the following:

1. Attach a photo of vehicle mileage.
2. Attach a photo of door tag showing VIN.
3. If the vehicle is off road, then refer to EFC14236. VOR escalation is required in DOW.

Safety Recall 25SB5

PARTS REQUIREMENTS / ORDERING INFORMATION

Service Part Number	Claim Quantity	Package Order Quantity	Number in Package	Description
MB3Z-7861704-H	As Needed		1	RH – Seat Track (4WM Non-Tilt Seat Cushion Structure (easy-entry) - 3 Door)
MB3Z-7861705-H			1	LH – Seat Track (4WM Non-Tilt Seat Cushion Structure (easy-entry) - 3 Door)
MB3Z-7861704-E			1	RH – Seat Track (4WM Non-Tilt Seat Cushion Structure - 5 Door)
MB3Z-7861705-J			1	LH – Seat Track (4WM Non-Tilt Seat Cushion Structure - 5 Door)
MB3Z-7861710-A			1	RH – Seat Track (4WP Non-Tilt Seat Cushion Structure - 5 Door)
MB3Z-7861711-A			1	LH – Seat Track (6WP Tilt Seat Cushion Structure - 5 Door)
MB3Z-78618D46-A			1	Tilt Seats - Pivot Bolts Link – Service Kit
MB3Z-78618D46-B			1	Non-Tilt Seats - Pivot Bolts Link -- Service Kit
W706495 – S300			4	Interior Trim Seat Shield Sides - Blind Rivets (7 X 17 X 2 – 8)

Dealers will be notified via a DOES II communication if circumstances warrant a change in part supply strategy and when open ordering resumes.

If other services are requested on the same RO, please complete them. Once they are completed, and if the customer elects to take delivery of their vehicle while waiting for parts to arrive to complete this program, dealers should close the repair order. Reference to W&P manual section 1.3.09 for detailed information associated with these applicable process steps.

DEALER PRICE

For the latest prices, refer to DOES II.

PARTS RETENTION, RETURN, & SCRAPPING

Please refer to the FSA Policy Document for any and all questions on parts.

EXCESS STOCK RETURN

Please refer to the FSA Policy Document for any and all questions on parts.

REPLACED FSA PARTS INSPECTION AND SIGN OFF

Please refer to the FSA Policy Document for any and all questions on parts.

CERTAIN 2021-2023 MODEL YEAR BRONCO VEHICLES – FRONT SEAT HEIGHT-ADJUST PIVOT BOLT AND LINK INSPECTION

IMPORTANT! The Service Technician Specialty Training (STST) Competency 10 certification requirement in the U.S. market only will be enforced starting with repair orders opened on or after August 31, 2024. Field Service Action (FSA) repairs will reject and the claim will not be paid if the repairing technician is not certified in STST Competency 10 FSA. See Electronic Field Communication (EFC)15936 for more details.

SERVICE PROCEDURE

1. On the front driver and passenger seats, remove the front seat side shield. See Figure 1.
 - a. Firmly grasp the front seat side shield, lift up and out, separating the front seat side shield from the recliner bracket (1).
 - b. Slide the front seat side shield forward and separate the front seat side shield from the seat (2).

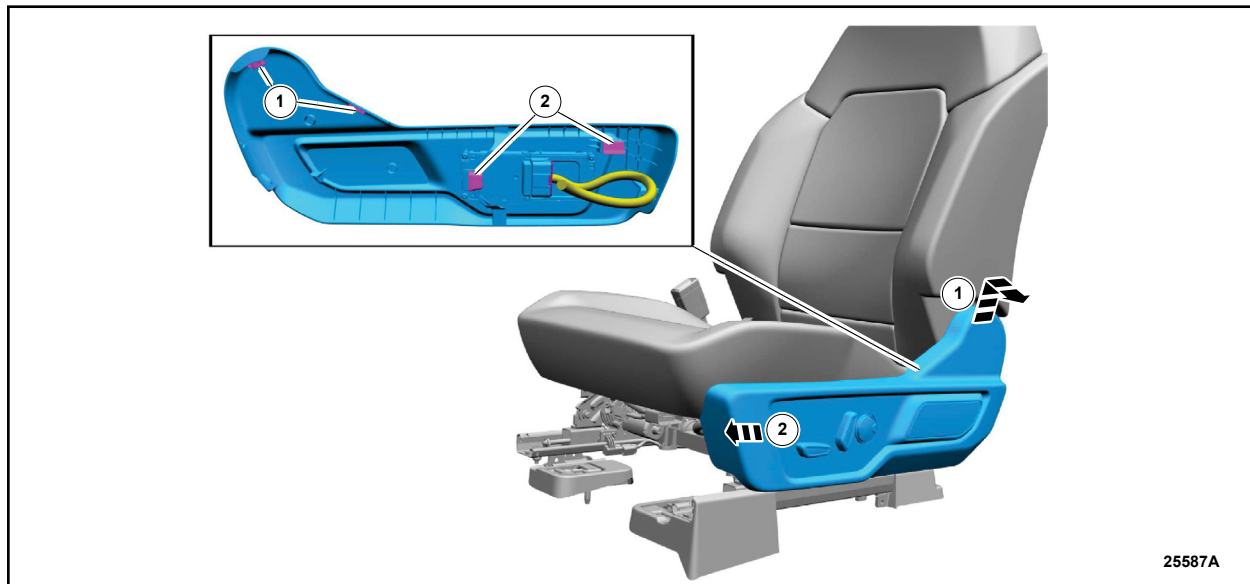


FIGURE 1

2. Remove both front seats. Follow the Workshop Manual (WSM) procedures in Section 501-10A.

NOTE: Make sure to lay the front seats upside down on a cloth or cardboard to avoid damage.



3. On both seats, locate the height-adjust links (1) and bolts (2). Paint marker the threads on all 4 pivot bolts for non-tilt seats and 2 lower pivot bolt threads for tilt seats. See Figures 2 and 3.

NOTE: Non-tilt seat shown, tilt seat similar.




FIGURE 2

4. On both seats, check the torque of each seat height-adjust pivot bolt by turning clockwise only.

- Upper height-adjust pivot bolt inspection torque: 20 Nm (14.7 lb.ft)
- Lower height-adjust pivot bolt inspection torque: 25 Nm (18.4 lb.ft)

NOTICE: Turning the pivot bolts counter clockwise will disturb the thread lock patch and will lead to pivot bolt loosening over time.



5. Inspect the paint mark on the threads of each pivot bolt for movement. Did any of the bolt's paint mark move? See Figure 3.

Yes - Fails inspection. Proceed to Step 6.

No - Passes inspection. Reinstall front seats and front seat side shields. Refer the WSM Section 501-10A. This FSA is complete.




FIGURE 3



6. Remove the height-adjust pivot bolt and link that failed the torque check and inspect the bushing in the seat frame for damage. Is there damage? See Figures 4 and 5.

Yes - Fails inspection. Take clear images of the damage and submit them to the Special Service Support Center (SSSC) for approval to replace ONE or BOTH front seat tracks.

Proceed to step 7.

No - Passes inspection. Proceed to step 8.




FIGURE 4

NOTE: The notch circled in Figure 5 is normal and does not require replacement.




FIGURE 5



7. Replace the affected front seat track. Follow the WSM procedures in section 501-10A.

NOTE: For 2 door vehicles with EZ Entry manual seats, a trim piece held on by 2 rivets will need to be transferred to the replacement seat track.

8. Replace both height-adjust pivot links with *new* links and bolts from the appropriate height-adjust pivot link kit.

- Upper height-adjust pivot bolt torque: 22 Nm (16.2 lb.ft)
- Lower height-adjust pivot bolt torque: 28 Nm (20.6 lb.ft)

NOTE: Replace one link at a time to help keep the seat track aligned.

NOTE: Do NOT adjust the seat height for at least 24 hours to allow thread lock patch on the pivot bolts to fully cure.

9. Install both front seats and front seat side shields. Follow the WSM procedures in section 501-10A.

IMPORTANT NOTE: Federal law prohibits selling motor vehicle parts or components that are under safety, compliance, or emissions recall. Unless a part is requested to be returned to Ford, all parts replaced under this FSA must be scrapped in accordance with all applicable local, state and federal environmental protection and hazardous material regulations. Refer to the Parts Retention, Return, & Scrapping section of the FSA dealer bulletin for further information.



PHOTO REQUEST SUBMISSION (SSSC PHOTO SUBMISSION)

Ford has requested photo evidence prior to performing the repair for the FSA.

The SSSC must provide approval prior to performing the repair.

1. Contact the SSSC and upload the necessary photos or copies of documentation as an attachment for review.

- Clearly show the vehicle VIN.
- Clear images of bushing damage.

2. There are two ways to submit the requested items to SSSC.

a. Directly in the SSSC contact request form while submitting your contact on your desktop.

b. Via PTS Mobile under the Images/Files Upload menu selection. Select SSSC in the sub-menu and ensure your P&A code is correct. Upload the items by selecting the appropriate FSA with the option to use a prior contact ID. The items will be associated with your SSSC contact during submission.

NOTE: If you have not submitted an SSSC contact yet, then you can still upload the item via PTS mobile, and the item will be available when opening your SSSC contact for this VIN and recall.

3. (If SSSC approval code is required) Upon approval, the SSSC will provide an approval code that must be used for claiming.



Safety Recall 25SB5

Mobile Repair / Vehicle Pickup and Delivery Record

VIN _____ received (check one):

- Mobile Repair
- Pickup and/or delivery service

As outlined below for the 25SB5 Field Service Action program.

Mobile Repair – Date: _____

OR

Pickup – Date: _____

Delivery – Date: _____

Repair Order #

Repair Order Date

Service Manager Signature

Date

Ford Motor Company
Recall Reimbursement Plan for 25SB5

Ford and Lincoln dealers are in the best position to quickly and efficiently process reimbursement requests. However, federal legislation requires all motor vehicle manufacturers to establish processes through which customers may seek recall reimbursement directly from the manufacturer or the dealers.

Regarding the specific reimbursement plan for Recall # 25SB5, owners who have paid for service to remedy the defect or noncompliance must have had that service performed before May 1, 2026. After this date, if repairs related to this recall are performed by a non-Ford repair facility in an emergency, customers must submit any refund requests through their dealership. As required by this federal regulation, Ford Motor Company submitted the details of its latest General Recall Reimbursement Plan in a letter to the National Highway Traffic Safety Administration (NHTSA) in May 2025. The following is the text of that letter and the Plan:

General Recall Reimbursement Plan
(As submitted to the NHTSA)

Pursuant to the requirements set forth in 49 CFR Part 573 and Part 577 of the Code of Federal Regulations, Ford Motor Company (Ford) is submitting required information pertaining to our general reimbursement plan for the cost of remedies paid for by vehicle owners before they are notified of a related safety recall.

Set forth below is Ford's general plan to reimburse owners and purchasers for costs incurred for remedies in advance of notification of potential safety-related defects or non-compliances pursuant to Part 573.6 (c)(8)(i). This plan has not changed since our May 21, 2025 submission.

Reimbursement Notification

Ford's notice to a vehicle owner in accordance with 49 CFR Part 577 will indicate that Ford is offering a refund if the owner paid to have service to remedy the defect or noncompliance prior to a specified ending date. In accordance with Part 573.13 (c)(2), this ending date will be defined as a minimum of ten calendar days after the date on which Ford mailed the last of its Part 577 notifications to owners and will be indicated in the specific reimbursement plan available to owners for an individual recall. This notice will direct owners to seek eligible reimbursement through authorized dealers or, at their option, directly through Ford at the following address:

Ford Motor Company
P.O. Box 6251
Dearborn, MI 48121-6251

Ford notes that this rule allows for the identification of a beginning date for reimbursement eligibility. Under the rule, an owner who paid to remedy the defect or noncompliance prior to the identified beginning date would not be eligible for reimbursement. Ford generally has not established such a beginning date for reimbursement eligibility and does not presently anticipate changing this general policy. However, in any case where Ford determines a beginning date is appropriate, Ford will indicate that date in the owner notice. As permitted by 577.11(e), Ford may not include a reimbursement notification when all vehicles are well within the warranty period, subject to approval by the Agency.

Costs to be Reimbursed

For vehicles, reimbursement will not be less than the lesser of:

- The amount paid by the owner for the remedy that specifically addressed and was reasonably necessary to correct the defect or noncompliance that is the subject of the recall, or
- The cost of parts for the remedy (to be no more than the manufacturer's list retail price for authorized part(s), plus associated labor at local labor rates, miscellaneous fees (such as disposal of waste) and taxes.

For replacement equipment, reimbursement will be the amount paid by the owner for the replacement item (limited by the amount of the retail list price of the defective or noncompliant item that was replaced, plus taxes, where the brand or model purchased by the owner was different than the brand or model that was the subject of the recall). If the item of motor vehicle equipment was repaired, the reimbursement provisions identified above for vehicles will apply.

Ford notes that costs incurred by the owner within the period during which Ford's original or extended warranty would have provided for a free repair of the problem will not be eligible for reimbursement, as provided by Part 573.13 (d)(1).

Entities Authorized to Provide Reimbursement

Ford will continue to use authorized dealers to reimburse owners under the specific reimbursement plans for a particular recall and will encourage owners to pursue requests for reimbursement directly through dealers to expedite reimbursement. Ford will also provide a mailing address to which customers can, at their option, send requests for reimbursement directly to Ford, as previously noted. Requests for reimbursement sent directly to Ford may take up to 60 days to process. Whether the owner chooses to pursue reimbursement requests through a dealer or directly through Ford, the owner will be directed to submit the required documentation, upon which reimbursement eligibility will be determined.

Required Documentation

The reimbursement determination will depend upon the information provided by the customer. Consistent with Part 573.13 (d)(4) the following information must be submitted:

- Claimant name and address
- Vehicle make, model and model year
- Vehicle identification number (VIN) and, for replacement equipment, a description of such equipment or, for tires, the model, size and TIN (DOT code)
- Identification of the recall number (either the Ford recall number or the NHTSA recall number)
- Identification of the owner of the recalled vehicle at the time that the pre-notification remedy was obtained
- An original receipt for the pre-notification remedy that includes a breakdown of the amount for parts, labor, other costs and taxes, including costs for the replacement item. Where the receipt covers work other than to address the recall or noncompliance, Ford may require the claimant to separately identify costs that are eligible for reimbursement.
- If the remedy was obtained during the warranty repair did not correct the problem related to the recall

Failure to submit all the above information may result in denial of the reimbursement request.

Additional Information

The Part 577 required owner notice will provide a toll-free telephone number through which specific information about the reimbursement plan can be requested from Ford. This general reimbursement plan will be incorporated into notifications pursuant to Part 573.6 by reference. Information specific to an individual recall also may be incorporated into the Part 573.6 notification.