

**ATTENTION:** Mercedes-Benz Dealer Principals, General Managers, Sales Managers, Service Managers & Parts Managers

## Safety Recall Launch Notification

September 19, 2025

Campaign #	NHTSA ID	Description	<b>Check and Replace Headlamps</b>
2025090005	25V511	25P8291906	

### Campaign Details

Total Recall Population	136	<b>Model(s)/ Platform(s)</b>	GLA (247 platform)
Vehicles in Dealer Inventory	0		
Model Year(s)	2024		
<b>Issue</b>	Mercedes-Benz AG, the manufacturer of Mercedes-Benz vehicles, has determined that on certain subject vehicles, the headlamps might be missing the required optical reference marking point on the lens. As a result, headlamp adjustment using the wall projection method by an independent workshop might not be performed according to the requirements specified in FMVSS 108. As a consequence, the headlamps might not be aimed correctly, which might lead to glare for oncoming traffic, which could increase the risk of a crash.		
<b>What We're Doing</b>	MBUSA will conduct a voluntary recall. An authorized Mercedes-Benz dealer will check the headlamps on the affected vehicles and replace them, if necessary.		
<b>Remedy</b>	The remedy parts are available and can be ordered at this time.		
<b>Launch Date</b>	Affected VINs will be flagged in VMI as "OPEN" on Friday, September 19, 2025. The campaign will be visible on the <a href="http://www.NHTSA.gov">www.NHTSA.gov</a> website and may generate questions from customers.		
<b>Approximate Customer Notification Date</b>	Friday, October 3, 2025 Final customer letter can be found at <a href="http://MBUSA.com/recall">MBUSA.com/recall</a> or <a href="http://NHTSA.gov">NHTSA.gov</a> at the time of mailing.		
<b>Warranty Claim Notice</b>	Please note the campaign will close after the warranty claim has been submitted. This change can take at least one-day to reflect in NetStar VMI.		

**Given this notice, it is a violation of federal law for a dealer to sell or lease any new vehicle in dealer inventory covered by this notification until the vehicle has been repaired. Violations of federal law may result in civil penalties.**

- Loaner and demonstrator vehicles may continue to be driven, but must not be retailed until repaired.
- Once the remedy is available, vehicles will be flagged as "OPEN" and Work Instructions will be available.
- As a matter of normal service process, please check for other repair measures that might be applicable to the vehicle(s).

**Additionally, given this notice, it is a violation of federal law for car rental companies to rent new vehicles covered by this notification until the vehicle has been repaired. Violations of federal law may result in civil penalties.**

While we regret any inconvenience this may cause, MBUSA is determined to maintain a high level of vehicle quality and customer satisfaction. Please refer all customer inquiries to the Customer Care Center at 1-800-FOR-MERCEDES.



# Recall Campaign Bulletin



Mercedes-Benz

September 2025

TO: ALL MERCEDES-BENZ CENTERS

CAMPAIGN NO.	2025090005
CAMPAIGN DESC.	25P8291906
NHTSA ID	25V511
SUBJECT	Check and Replace Headlamps
MODEL(S)	GLA (247 platform)
MODEL YEAR(S)	2024
CAMPAIGN POPULATION	136

## Campaign Technical Instructions

### Prior to performing this Campaign:

Check the Vehicle Master Inquiry (VMI) to verify this campaign applies to the specific vehicle.

Always check for other open campaigns and perform them accordingly!

Review the entire campaign bulletin first, and perform the procedures exactly as described.

Order No. P-RC-2025090005

Recall Campaign Bulletin

Recall Campaign Bulletin

Recall Campaign Bulletin

Recall Campaign Bulletin

Recall Campaign Bulletin

Model(s): 247

**Primary Parts Information**

Qty.	Part Name	Part Number
1 (as required)	Left lamp unit	A 247 906 51 04
1 (as required)	Right lamp unit	A 247 906 52 04

**i** Small parts such as screws, lock nuts, sealing rings, cable ties, fluids, sealant, etc. are not listed in the parts list. The required small parts are taken into account in the budgeting.

**Additional Repair Information**

Operation Step	Document Number
Work Procedure	AR82.10-P-4733MFA
Adjustment of headlamps	AP82.10-P-8260AO

**Check/Test Procedure**

1. Check left and right front lamp unit for presence of adjustment dots in cover.

**i** The adjustment dots look like a small round circle (**Figure 1, A**).





Figure 1 (shown on left lamp unit)

- a. Adjustment dot is **present** on both lamp units: **End measure.**
- b. Adjustment dot is **not present** on one or both lamp units: Perform **Work Procedure.**


Model(s): 247

**Work Procedure**


1. Replace affected front lamp unit

 For repair information, see **AR82.10-P-4733MFA**.

**Warranty Information**

 **Note:** The following allowable labor operation should be used when submitting a warranty claim for this repair:

Damage Code	Operation Number	Description	Labor Time (hrs.)
<b>82 919 06</b>	11-1530	Check left and right front lamp unit <b>Includes:</b> Check headlamps for presence of adjustment dots in lens cover	0.1
	11-1531	Replace left front lamp unit (after check) <b>Includes:</b> Commissioning, adjustment of lamp units	1.3
	11-1532	Replace right front lamp unit (after check) <b>Includes:</b> Commissioning, adjustment of lamp units	1.3
	11-1533	Replace left and right front lamp unit (after check) <b>Includes:</b> Commissioning, adjustment of lamp units	1.4

 **Note:** Always check Xentry Operation Time (XOT) for the current OP-Code times. Labor times are subject to change and updates may not be reflected in this document.