



Service Engineering Operations
Customer Service Division

Ford Motor Company
PO Box 1904
Dearborn, Michigan 48121

April 2, 2025

TO: All U.S. Ford and Lincoln Dealers

**SUBJECT: NEW VEHICLE DEMONSTRATION / DELIVERY HOLD -
Safety Recall 25S16**

Certain 2021-2022 Corsair PHEV, 2020-2022 Escape PHEV and 2022-2024
Maverick FHEV Vehicles Equipped With 2.5L Engine
Powertrain Control Module (PCM) Software Update

**REF: NEW VEHICLE DEMONSTRATION / DELIVERY HOLD -
Safety Recall 24S33**

Powertrain Control Module (PCM) Software Update
Dated May 19, 2025

AFFECTED VEHICLES

Vehicle	Model Year	Assembly Plant	Build Date Range
Corsair	2021-2022	Louisville	September 22, 2021 through August 16, 2022
Escape	2022	Louisville	February 2, 2022 through December 8, 2022
Maverick	2022-2024	Hermosillo	August 27, 2021 through March 20, 20204

U.S. population of affected vehicles: 205. Affected vehicles are identified in OASIS and FSA VIN Lists.

REASON FOR THIS SAFETY RECALL

According to Ford's records, certain 2021-2022 Model Year Corsair, 2022 Escape, and 2022-2024 Maverick may not have the remedy for Safety Recall 24S33 installed correctly but were recorded as having received the repair successfully. Because the correct software update may not have been installed on these vehicles, the underlying condition specified in Safety Recall 24S33 may still exist. The affected vehicle may have Hybrid Powertrain Control Module (HPCM) software that can result in a forced neutral condition while driving. As the vehicle coasts to a stop, the transmission will automatically shift to "Park". The driver retains other functionality including power braking and power steering. Once the driver shifts the vehicle back to drive, the vehicle will enter a limp home mode which provides limited torque at low speeds up to 30 mph. A loss of motive power can increase the risk of a crash.

SERVICE ACTION

Before demonstrating or delivering any new in-stock vehicles involved in this recall, dealers are to update the Powertrain Control Module (PCM) Software using Ford Diagnosis and Repair System (FDRS). This service must be performed on all affected vehicles at no charge to the vehicle owner. For new vehicle storage guidelines, refer to EFC13033, Storage Guidelines for New Vehicles.

To assist vehicle owners to have this repair completed, dealers should:

- Arrange for a mobile repair at the owner's location, or:
- Arrange to pick up the owner's vehicle and drive it to the dealership for repairs
 - Re-deliver the owner's vehicle after repairs have been completed.

- Pick-Up & Delivery and mobile service should be made available for all customers. Refer to the Rental and Claiming sections for further details.

OWNER NOTIFICATION MAILING SCHEDULE

Owner letters are expected to be mailed the week of April 14, 2025 or sooner. Dealers should repair any affected vehicles that arrive at their dealerships, whether or not the customer has received a letter.

PLEASE NOTE:

Federal law requires dealers to complete this recall service before a new vehicle is delivered to the buyer or lessee. Violation of this requirement by a dealer could result in a civil penalty of up to \$27,168 per vehicle. Correct all vehicles in your new vehicle inventory before delivery.

ATTACHMENTS

- Administrative Information
- Labor Allowances and Parts Ordering Information
- Technical Instructions
- Mobile Service Repair Assessment
- Mobile Repair/Vehicle Pick-Up & Delivery Record
- Owner Notification Letters
- Recall Reimbursement Plan

QUESTIONS & ASSISTANCE

For questions and assistance, contact the Special Service Support Center (SSSC) via the SSSC Web Contact Site. The SSSC Web Contact Site can be accessed through the Professional Technician System (PTS) website using the SSSC link listed at the bottom of the OASIS VIN report screen or listed under the SSSC tab.

Customer Service Division

Safety Recall 25S16

MOBILE SERVICE REPAIR ASSESSMENT LEVEL

- All repairs in this program have the following assessment level.
 - 🔧 - Mobile Reprogramming

MOBILE REPAIR RECOMMENDATIONS

- Confirm with the customer a mobile repair is feasible.
- Check OASIS before going to the customer's home or business to confirm if any other outstanding FSA needs to be completed.
- Transportation – due to the simplicity of this repair, a specialty vehicle is not required.

MOBILE REPAIR ADDITIONAL INFORMATION

Please ensure the technician brings the following to the mobile repair destination:

- Printed Technical Instructions
- Printed Repair/Work Order or any other necessary documentation as customer copy(s)
 - Documents could also be emailed to the customer.
- Shirt/uniform and vehicle graphic with the dealership or Ford logos are recommended.

MOBILE REPAIR QUESTIONS AND ASSISTANCE

- For questions and assistance, contact the Special Service Support Center (SSSC) via the SSSC Web Contact Site. Work with Dealership warranty administrator to create a SSSC contact ID#.
- Once an SSSC agent responds to the new contact ID#, you may opt to call the SSSC hotline: (800) 325-5621.

OASIS ACTIVATION

OASIS will be activated on April 2, 2025

FSA VIN LISTS ACTIVATION

FSA VIN Lists will be available through <https://web.fsavinlists.dealerconnection.com> April 2, 2025. Owner names and addresses will be available by May 2, 2025.

NOTE: Your FSA VIN Lists may contain owner names and addresses obtained from motor vehicle registration records. The use of such motor vehicle registration data for any purpose other than in connection with this recall is a violation of law in several states, provinces, and countries. Accordingly, you must limit the use of this listing to the follow-up necessary to complete this recall.

SOLD VEHICLES

- Ford has not issued instructions to stop selling/delivering or driving used vehicles under this safety recall. Owners should contact their dealers for an appointment to have their vehicles remedied as soon as practicable.
- Immediately contact any of your affected customers whose vehicles are not on your VIN list but are identified in OASIS. Give the customer a copy of the Owner Notification Letter (when available) and schedule a service date.
- Correct other affected vehicles identified in OASIS which are brought to your dealership.
- Dealers are to prioritize repairs of customer vehicles over repairs of new and used vehicle inventory.

Safety Recall 25S16**STOCK VEHICLES**

- Correct all affected units in your new vehicle inventory before delivery.
- Use OASIS to identify any affected vehicles in your used vehicle inventory

DEALER-OPERATED RENTAL VEHICLES

The Fixing America's Surface Transportation (FAST) Act law effective June 2016 prohibits a rental company from selling, renting, or leasing vehicles subject to a safety or compliance recall. Please consult your legal counsel for legal advice.

BRANDED / SALVAGED TITLE VEHICLES

Affected branded / salvaged title vehicles are eligible for this recall.

OWNER REFUNDS

- **This Safety Recall must still be performed, even if the owner has paid for a previous repair. Claiming a refund will not close the recall on the vehicle.**
- Ford Motor Company is offering a refund for owner-paid repairs covered by this recall if the repair was performed before the date indicated in the reimbursement plan, which is posted with this bulletin. Owners are directed to seek reimbursement through authorized dealers or, at their option, directly through Ford Motor Company at PO Box 6251, Dearborn, MI 48121-6251.
- Dealers are also pre-approved to refund owner-paid emergency repairs that were performed away from an authorized servicing dealer after the end date specified in the reimbursement plan. Non-covered repairs, or those judged by Ford to be excessive, will not be reimbursed.
- Refunds will only be provided for the cost associated with PCM S.

RENTAL VEHICLES

Rental vehicles are not approved for this program.

MOBILE SERVICE CLAIMING QUESTIONS

- Dealers participating in the Remote Experience Program:
 - Ford and Lincoln Dealers - refer to EFC16075, Announcing the 2025 Remote Experience Program.
- Dealers NOT participating in the 2025 Remote Experience Program:
 - For questions and assistance, contact the Special Service Support Center (SSSC) via the SSSC Web Contact Site.
 - Work with the Dealership warranty administrator to create an SSSC contact ID#.
 - Once an SSSC agent responds to the new contact ID#, you may opt to call the SSSC hotline: (800) 325-5621.

FORD PICK-UP & DELIVERY

- Dealers participating in the Remote Experience Program:
 - Refer to EFC16075, Announcing the 2025 Remote Experience Program for additional details.
- Dealers NOT participating in the 2025 Remote Experience Program:
 - Dealers may claim one-half labor hour per repair for vehicle Pick-Up & Delivery services.
 - Dealers must retain a Vehicle Pick-Up & Delivery Record with the repair order documentation.

Safety Recall 25S16**LINCOLN PICK-UP & DELIVERY**

- Owners of Lincoln vehicles within a 4 year / 50,000-mile warranty have the option of requesting Pick-Up & Delivery service, from their dealership. For details, reference EFC15921, 2025 Lincoln Pick-Up & Delivery Program Announcement.
- For Lincoln vehicles outside of 4 years / 50,000-mile warranty, refer to refer to EFC16075, Announcing the 2025 Remote Experience Program.
- Dealers NOT participating in the 2025 Remote Experience Program:
 - For Lincoln vehicles outside of 4 years / 50,000-mile warranty, see labor claiming table below.

ADDITIONAL REPAIR (LABOR TIME AND/OR PARTS)

Additional repairs identified as necessary to complete the FSA should be managed as follows:

- For related damage and access time requirements, refer to the Warranty and Policy Manual / Section 6 – Ford & Lincoln Program Policies / General Information & Special Circumstances for FSAs / Related Damage.
- **For module replacement:**
 - If module replacement is required, confirm if a Repair Validation Code (RVC) is required. Reference PTS / Technical Assistance / Components Requiring a Repair Validation Code.
 - Claiming the MT25S16RR labor operation code does **not** require an RVC code if no module replacement is required, however, clock times should be consistent with vehicle history on PTS.
- **For vehicles within new vehicle bumper-to-bumper warranty coverage, no SSSC approval is required**, although related damage must be on a separate repair line with the “Related Damage” radio button checked.
 - Ford vehicles – 3 years or 36,000 miles
 - Lincoln vehicles – 4 years or 50,000 miles
- For vehicles outside new vehicle bumper-to-bumper warranty coverage submit an Approval Request to the SSSC Web Contact Site before completing the repair.

Safety Recall 25S16

CLAIMS PREPARATION AND SUBMISSION (Continued)

- **Mobile Repair:**
 - Dealers participating in the 2025 Remote Experience Program:
 - Ford and Lincoln - Refer to EFC16075, Announcing the 2025 Remote Experience Program for additional details.
 - Dealers NOT participating in the 2025 Remote Experience Program:
 - Mobile repair allowances can be claimed for dealer-performed mobile repairs. Dealers that are working with Ford-contracted mobile repair companies should refer to those companies for claiming instructions.
 - For dealer-performed mobile repairs, retain a copy of the Service Management signed record (see Repair Procedure Improvement & Revised Labor Time), with the repair order documentation.
 - Claim the mobile repair allowance Labor Operation Code 25S16MM along with the applicable Labor Operation Code for the repair (refer to the Labor Allowances table in Labor Allowances and Parts Ordering Information).

Safety Recall 25S16

LABOR ALLOWANCES

Description	Labor Operation	Labor Time
Update the Powertrain Control Module (PCM) software. This update may also include software updates in the Battery Energy Control Module, the Secondary OnBoard Diagnostic Module, the Secondary On-Board Diagnostic Module C, and the Antilock Brake System module. Includes obtaining Software Verification Code.	25S16B	0.5 Hours
PCM Software at latest level, no software updates available and includes time to obtain SVC code. (This will close program – no additional repairs available)	25S16C	0.3 Hours
PCM software failed and/or PCM module replacement required. SSSC approval is not required unless M-Time is exceeded. Clock times should be consistent with vehicle history on PTS..	MT25S16RR	Up to 4.0 Hours
Mobile Service: This allowance is only for <u>non-eligible</u> 2025 Remote Experience Program Dealers. Can be used when the repair takes place away from the dealership. If Additional Time is Required Due to Travel, Please Submit an SSSC Approval Form.	25S16MM	0.5 Hours

Safety Recall 25S16

Description	Labor Operation	Labor Time
<p>Lincoln Vehicle Pick-Up & Delivery Allowance: Only vehicles outside of Lincoln Pick-Up & Delivery contract coverage of 4 years/50,000 miles for dealers NOT participating in the 2025 Remote Experience Program. NOTE: This allowance is for dealer-performed vehicle Pick-Up & Delivery for dealership repairs only. Can only be claimed once, regardless of outstanding FSAs repaired.</p>	25S16LL	0.5 Hours
<p>Ford Vehicle Pick-Up & Delivery Allowance: This allowance is only for <u>non-eligible</u> 2025 Remote Experience Program Dealers. NOTE: This allowance is for dealer-performed vehicle Pick-Up & Delivery for dealership repairs only. Can only be claimed once, regardless of outstanding FSAs repaired.</p>	25S16PP	0.5 Hours

PARTS REQUIREMENTS / ORDERING INFORMATION

Parts are not required to complete this repair.

CERTAIN 2021-2022 CORSAIR PHEV, 2020-2022 ESCAPE PHEV AND 2022-2024 MAVERICK FHEV VEHICLES EQUIPPED WITH 2.5L ENGINE — POWERTRAIN CONTROL MODULE (PCM) SOFTWARE UPDATE

SERVICE PROCEDURE

IMPORTANT! The Service Technician Specialty Training (STST) Competency 10 certification requirement in the U.S. market only will be enforced starting with repair orders opened on or after August 31, 2024. Field Service Action (FSA) repairs will reject and the claim will not be paid if the repairing technician is not certified in STST Competency 10 FSA. See Electronic Field Communication (EFC)15936 for more details.

Module Programming

NOTE: Program appropriate vehicle modules before performing diagnostics and clear all Diagnostic Trouble Codes (DTCs) after programming. For DTCs generated after programming, follow normal diagnostic service procedures.

1. Connect a battery charger to the 12 Volt (V) battery.

- Use of a heavy-duty charger is recommended to maintain proper battery voltage during this procedure.

NOTE: Verify the negative cable of the charger is installed on a chassis or engine ground and not the 12V battery negative terminal to prevent the battery saver mode from activating on the vehicle.

NOTE: If the diagnostic software does not load or if the vehicle cannot be identified properly, make sure there is a good internet connection and the Vehicle Communication Module (VCM) is properly connected to the Data Link Connector (DLC).

2. Log into Ford Diagnostic and Repair System (FDRS).

NOTE: Vehicle information is automatically retrieved by the diagnostic software and a Network Test is run. Vehicle identification data appears on the screen when this is complete.

3. Click **Read VIN from Vehicle** or manually enter the Vehicle Identification Number (VIN).

NOTE: Available modules are shown on the left hand (LH) side of the screen and available procedures are listed on the right hand (RH) side of the screen. Modules that are communicating are highlighted in green.

4. Select **Toolbox** tab.

5. From the list on the LH side of the screen, select the **PCM**.

6. From the list on the RH side of the screen, select **PCM - Powertrain Control Module (PCM) Software Update**.

NOTE: If the software is not available, proceed to step 11.



NOTE: After the programming of the PCM, the FDRS will automatically prompt you to update the necessary modules based on the vehicles options. Follow the on-screen instructions to complete the update.

NOTE: Only one module may be updated at a time.

- SOBDMA – Secondary On Board Control Module A (If equipped AND Prompted by FDRS Tool)
- SOBDMC – Secondary On Board Control Module C (If equipped AND Prompted by FDRS Tool)
- ABS – Anti-Lock Brake System (If equipped AND Prompted by FDRS Tool)
- BECM – Battery Energy Control Module (If equipped AND Prompted by FDRS Tool)

7. Click **RUN**. Follow all on-screen instructions carefully.

8. From the list on the RH side of the screen, select **Self-Test** and click **RUN**.

9. Click the **Run Selected Tests** button in the lower right.

10. Click the **Clear & Retest** button at the top of the screen to clear DTCs in all modules.

11. This FSA requires a Software Verification Approval Code after performing the software update. Please follow the instructions in EFC 16335 to obtain the approval code. The claim will not be paid and the FSA will remain open if a Software Verification Approval Code is not provided.

12. Disconnect the battery charger from the 12V battery once the programming has completed.

NOTE: Advise the customer this vehicle is equipped with an adaptive transmission shift strategy which allows the vehicle's computer to learn the transmission's unique parameters and improve shift quality. When the adaptive strategy is reset, the computer will begin a re-learning process. This re-learning process may result in firmer than normal upshifts and downshifts for several days.



Important Information for Module Programming

NOTE: When programming a module, use the following basic checks to ensure programming completes without errors.

- Make sure the 12V battery is fully charged before carrying out the programming steps and connect FDRS/scan tool to a power source.

NOTE: A good internet connection is necessary to identify the vehicle and to load the diagnostic software.

- Inspect the Vehicle Communication Module II (VCM II)/Vehicle Communication Module III (VCM III) or the Vehicle Communication and Measurement Module (VCMM) and the cables for any damage. Make sure scan tool connections are not interrupted during programming.
- A hardwired connection is strongly recommended.
- Turn off all unnecessary accessories (radio, heated/cooled seats, headlamps, interior lamps, HVAC system, etc.) and close doors.
- Turn the accessories back on after programming has completed.
- Disconnect/depower any aftermarket accessories (remote start, alarm, power inverter, CB radio, etc.).
- Follow all scan tool on-screen instructions carefully.
- Disable FDRS/scan tool sleep mode, screensaver, hibernation modes.
- Create all sessions key on engine off (KOEO). Starting the vehicle before creating a session will cause errors within the programming inhale process.

Recovering a module when programming has resulted in a blank module

- a. Disconnect the VCM II/VCM III or the VCMM from the data link connector (DLC) and your computer.
- b. After ten seconds, reconnect the VCMII/VCMIII or the VCMM to the DLC and the PC. Launch FDRS. The VCMII/VCMIII or the VCMM icon should turn green in the bottom right corner of the screen. If it does not, troubleshoot the FDRS to VCM connection.
- c. If you are using the same FDRS as the initial programming attempt, select the appropriate VIN from the Vehicle Identification menu. If you are using a different FDRS, select "Read VIN from Vehicle" and proceed through the Network Test.
- d. In the Toolbox menu, navigate to the failed module and Download/Run Programmable Module Installation (PMI). Follow the on-screen prompts. When asked if the original module is installed, select "No" and continue through the installation application.
- e. Once programming has completed, a screen may list additional steps required to complete the programming process. Make sure all applicable steps are followed in order.
















Mobile Service Repair Assessment

Assessment levels have been identified to help determine the ease of performing eligible mobile service repairs for a Field Service Action (FSA) outside of the dealership service facility.


Dealer Bulletin



Within the Administrative Information Attachment of the dealer bulletin a mobile service repair assessment level(s) will be provided. These assessment levels have been determined using the amount of time, equipment and labor identified to perform the intended service action.

Assessment Levels

-  - Mobile Reprogramming (MRA1)
-   - Light Mobile Service (MRA2)
-    - Enhanced Mobile Service (MRA3)
-     - Advanced Mobile Service (MRA4)
-  - Not a Mobile Service Repair (MRA5)
-  - Wheel and Tire Mobile Service (MRA6)
-  - Advanced Driver Assistance System (ADAS) Mobile Repair (MRA7)

Description of each level that is used to determine the overall assessment.

-  – Mobile Reprogramming (MRA1)
 - Module Programming or similar type services
 - Minimum tools maybe required other than an **IDS/FDRS** setup
 - FDRS programming that requires internet connection (wi-fi or mobile hotspot)
 - Make sure vehicle has a charge port to ensure battery voltage is maintained during flashing of the module(s)
 - Repairs not greater than 1 hour in length (including time to wait for programming)

Note: The location will need a charging station or wall box to maintain the 12-volt battery.
-   – Light Mobile Service (MRA2)
 - Interior repair procedures that do not require seat, dash, or headliner removal
 - Under hood repairs that do not require large component removal
 - Exterior repairs that do not require large component/panel removal
 - Repairs may require standard hand tools (Access to a Technician starter kit or similar)

Mobile Service Repair Assessment

– Enhanced Mobile Service (MRA3)

- **A two-person process is required anytime a procedure requires work under the vehicle**
- Brake Inspection and Brake Repair/Replacement
- Limited Suspension Component replacement (no alignment)
- Under Vehicle access for limited repairs (no large component removal)
- Vehicle Check Up - VCU
- Pre-Delivery Inspection - PDI
- Used Car Inspection/Presale Inspection
- May require floor jack, jack stands, and impact tools

Note: Wheel lock may be required.

– Advanced Mobile Service (MRA4)

- Fluid Exchange/Oil Change
- Light Repairs
- Brake Hydraulic Repairs

– Not a Mobile Service Repair (MRA5)

1. Large component removal
2. BEV Battery Replacement
3. Requires a vehicle hoist – to complete the repair (more than inspection)
4. Required vehicle alignment
5. Requires significant vehicle disassembly
6. Repairs greater than 2-3 hours
7. Any repairs that require M-Time
8. Includes a service procedure where the vehicle owner may be distressed about the state of their vehicle.

– Wheel and Tire Mobile Service (MRA6)

- Tire Removal from Wheel
- Tire Balancing
- Tire Repair

Note: Specialized Mobile Service unit and equipment including Tire balancer and Tire Changer required.

– Advanced Driver Assistance System (ADAS) Mobile Repair (MRA7)

- Requires the uses of a ADAS Mobile Service Kit.
- May require a post repair test drive.
 - Parking Lot Maneuvers to capture parking lines for camera alignment.
 - Steady speed cruising (45 MPH).
- **The vehicle service location will have to be validated before scheduling an appointment to determine if a mobile repair is appropriate.**

25S16

Mobile Repair / Vehicle Pick-Up and Delivery Record

VIN _____ received (check one):

- Mobile Repair
- Pick-up and/or delivery service

As outlined below for the 25S16 Field Service Action program.

Mobile Repair – Date: _____

OR

Pick-up – Date: _____

Delivery – Date: _____

Repair Order #

Repair Order Date

Service Manager Signature

Date

Ford Motor Company
Recall Reimbursement Plan for 25S16

Ford and Lincoln dealers are in the best position to quickly and efficiently process reimbursement requests. However, federal legislation requires all motor vehicle manufacturers to establish processes through which customers may seek recall reimbursement directly from the manufacturer or the dealers.

Regarding the specific reimbursement plan for Recall # 25S16, owners who have paid for service to remedy the defect or noncompliance must have had that service performed before April 14, 2025. After this date, if repairs related to this recall are performed by a non-Ford repair facility in an emergency, customers must submit any refund requests through their dealership. As required by this federal regulation, Ford Motor Company submitted the details of its latest General Recall Reimbursement Plan in a letter to the National Highway Traffic Safety Administration (NHTSA) in May 2021. The following is the text of that letter and the Plan:

General Recall Reimbursement Plan
(As submitted to the NHTSA)

Pursuant to the requirements set forth in 49 CFR Part 573 and Part 577 of the Code of Federal Regulations, Ford Motor Company (Ford) is submitting required information pertaining to our general reimbursement plan for the cost of remedies paid for by vehicle owners before they are notified of a related safety recall.

Set forth below is Ford's general plan to reimburse owners and purchasers for costs incurred for remedies in advance of notification of potential safety-related defects or noncompliances pursuant to Part 573.6 (c)(8)(i). This plan has not changed since our May 5, 2021 submission.

Reimbursement Notification

Ford's notice to a vehicle owner in accordance with 49 CFR Part 577 will indicate that Ford is offering a refund if the owner paid to have service to remedy the defect or noncompliance prior to a specified ending date. In accordance with Part 573.13 (c)(2), this ending date will be defined as a minimum of ten calendar days after the date on which Ford mailed the last of its Part 577 notifications to owners and will be indicated in the specific reimbursement plan available to owners for an individual recall. This notice will direct owners to seek eligible reimbursement through authorized dealers or, at their option, directly through Ford at the following address:

Ford Motor Company
P.O. Box 6251
Dearborn, MI 48121-6251

Ford notes that this rule allows for the identification of a beginning date for reimbursement eligibility. Under the rule, an owner who paid to remedy the defect or noncompliance prior to the identified beginning date would not be eligible for reimbursement. Ford generally has not established such a beginning date for reimbursement eligibility and does not presently anticipate changing this general policy. However, in any case where Ford determines a beginning date is appropriate, Ford will indicate that date in the owner notice. As permitted by 577.11(e), Ford may not include a reimbursement notification when all vehicles are well within the warranty period, subject to approval by the Agency.

Costs to be Reimbursed

For vehicles, reimbursement will not be less than the lesser of:

- The amount paid by the owner for the remedy that specifically addressed and was reasonably necessary to correct the defect or noncompliance that is the subject of the recall, or
- The cost of parts for the remedy (to be no more than the manufacturer's list retail price for authorized part(s), plus associated labor at local labor rates, miscellaneous fees (such as disposal of waste) and taxes.

For replacement equipment, reimbursement will be the amount paid by the owner for the replacement item (limited by the amount of the retail list price of the defective or noncompliant item that was replaced, plus taxes, where the brand or model purchased by the owner was different than the brand or model that was the subject of the recall). If the item of motor vehicle equipment was repaired, the reimbursement provisions identified above for vehicles will apply.

Ford notes that costs incurred by the owner within the period during which Ford's original or extended warranty would have provided for a free repair of the problem will not be eligible for reimbursement, as provided by Part 573.13 (d)(1).

Entities Authorized to Provide Reimbursement

Ford will continue to use authorized dealers to reimburse owners under the specific reimbursement plans for a particular recall and will encourage owners to pursue requests for reimbursement directly through dealers to expedite reimbursement. Ford will also provide a mailing address to which customers can, at their option, send requests for reimbursement directly to Ford, as previously noted. Requests for reimbursement sent directly to Ford may take up to 60 days to process. Whether the owner chooses to pursue reimbursement requests through a dealer or directly through Ford, the owner will be directed to submit the required documentation, upon which reimbursement eligibility will be determined.

Required Documentation

The reimbursement determination will depend upon the information provided by the customer. Consistent with Part 573.13 (d)(4) the following information must be submitted:

- Claimant name and address
- Vehicle make, model and model year
- Vehicle identification number (VIN) and, for replacement equipment, a description of such equipment or, for tires, the model, size and TIN (DOT code)
- Identification of the recall number (either the Ford recall number or the NHTSA recall number)
- Identification of the owner of the recalled vehicle at the time that the pre-notification remedy was obtained
- An original receipt for the pre-notification remedy that includes a breakdown of the amount for parts, labor, other costs and taxes, including costs for the replacement item. Where the receipt covers work other than to address the recall or noncompliance, Ford may require the claimant to separately identify costs that are eligible for reimbursement.
- If the remedy was obtained during the warranty repair did not correct the problem related to the recall

Failure to submit all the above information may result in denial of the reimbursement request.

Additional Information

The Part 577 required owner notice will provide a toll-free telephone number through which specific information about the reimbursement plan can be requested from Ford. This general reimbursement plan will be incorporated into notifications pursuant to Part 573.6 by reference. Information specific to an individual recall also may be incorporated into the Part 573.6 notification.