



## Inspection Criteria for the Gooseneck Lower Cylinder Mount:

- All cracks will need to be evaluated by Trail King customer service to determine repairs.
- Inspect the webs near the bottom of the cylinder mounting plate to the riser panel web on the lower cylinder mount assembly. This will be visible on the outside and inside of the gooseneck during the gooseneck inspection.

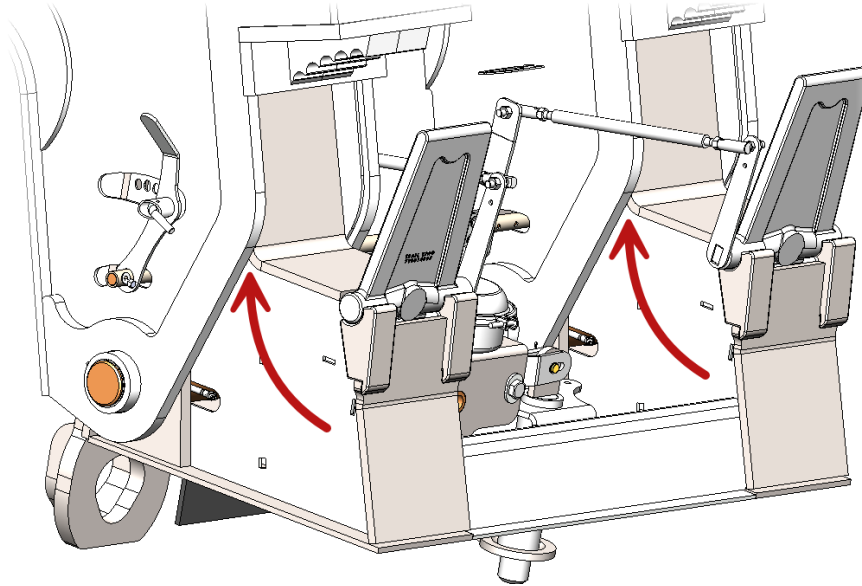

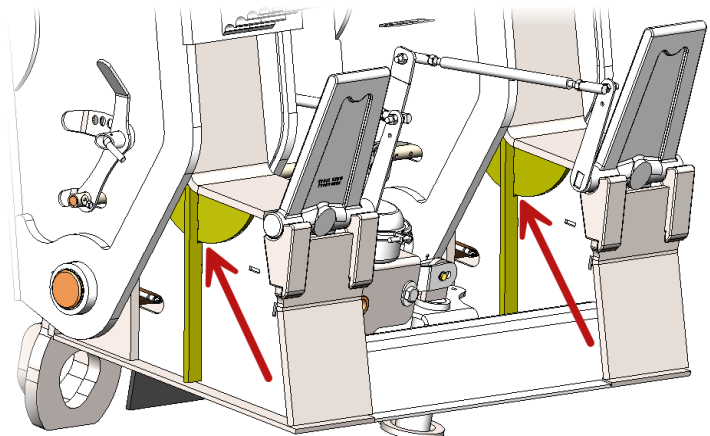


Figure 1 – GN Inspection Location

- Inspection should include looking for any cracks and/or for the added reinforcements. Note: These reinforcements should be on the outside and the inside of each lower cylinder mount assembly.



The picture above shows an example of a crack on the outside of the lower cylinder mount assembly.



The picture above shows the newly added reinforcements. If the lower cylinder mount has these, no further measures need to be taken.

For any additional questions on Trail King Supplied material or weld detail drawings, contact Trail King Customer Service. (1-800-843-3324)