

24LA04 V35 Engine Crate Overview & Recovery Process (Continental U.S. Only)



24LA04 New Engines (PN: **04004-23170**) will be delivered in the package pictured below. **DO NOT** discard the box, straps, or screws. The same package will be used to repackage the used engine for the engine recovery process.



**CAUTION:
DO NOT STACK**

1. Remove Engine Package Straps

Cut the straps securing the engine to the pallet. Be sure to **cut the short end of the strap, as close to the buckle as possible**.



DO NOT discard the straps. They will be used to secure the crate when returning the used engine.

2. Remove Engine Crate Screws

Use a 10 mm socket to remove all 8 lag screws located on the bottom of the box, then lift the box up and over the engine to remove it.

DO NOT discard the screws, they will be used to reassemble the box.




3. Remove Engine Bag

Remove the engine bag from the engine.




4. Remove Security Bands

Use a 17 mm socket to remove the security bands located on each side of the engine.



5. Prepare Original (Used) Engine

- Ensure engine oil and coolant have been completely drained.
- The fuel line must be capped off with the yellow cap provided on the new engine.



- Secure a 96-gallon dealer-sourced bag with a minimum thickness of 3 mils around the engine to capture any residual fluids during transit.



5. Prepare Original (Used) Engine Continued

- An absorbent mat must be placed in the bag to absorb any residual fluid that could leak out during transit.
- The bag must be sealed using nylon cable-ties or tape.



6. Attach Security Bands

- Cut a small hole into the bag and thread the 17mm bolts into the engine block to secure the bands in place on each side.



- Place tape over the holes to ensure the bag is completely sealed.




7. Install Engine Crate Screws

Place the box over the engine, then use a 10 mm socket to install the 8 lag screws located on the bottom of the crate.



8. Attach Engine Package Straps

a. When attaching the straps to the engine box, **be sure the strap is fully secured around the bottom pallet.**



8. Attach Engine Package Straps Continued

b. Route the straps through the buckle and pull on both ends tightly to secure the engine box to the pallet.



Please refer to the video demonstration below for how to operate the friction buckle.



Friction Buckle Demonstration

9. Mark Used Engine

Mark the Box with the used engine with a red X or clear identifying mark to ensure it is not confused as a new engine.



Example Bill of Lading

CUSTOMER SERVICE 1-800-333-7400
STRAIGHT BILL OF LADING - SHIPPING ORDER NOT NEGOTIABLE - DOMESTIC
TForce Freight (TFF)

eBOL ID # 75118283
WEB SITE: www.tforcefreight.com

PLEASE PRINT OR TYPE

DATE 12/04/2024

SHIP TO: ☒ Prepaid ☐ Collect ☐ Third Party Prepaid/Collect

SHIPPER FROM: VEHICLE SERV CTR - TOYOTA

VEHICLE SERV CTR - TOYOTA

STREET ADDRESS: MAIL STOP S1-0A-27

CITY: DALLAS STATE: TX ZIP (REQUIRED): 75220

CITY: PLANO STATE: TX ZIP (REQUIRED): 75024

BILL OF LADING NUMBER: STORE #

CONSIGNEE PHONE # (999) 999 9999 CONTACT NAME (ATTN): TOYOTA ENGINE RECOVERY

Accessories/Charges: ☐ Light ☐ Slide Delivery ☐ Limited access ☐ Installation before delivery ☐ Recreational ☐ Boat & Tackle

☐ LTL GUARANTEED A.M. SERVICE REQUESTED (if box is checked) GRAM

By checking this box, you request TForce Freight to deliver this shipment by 12 PM on the standard day of service and agree to pay all fees associated with this service. Section 7 signature is not valid for this service. This service is subject to the terms and conditions of Item 825, UPOF 102 Rules Tariff.

BILL FREIGHT CHARGES TO (if different than above):

Name: Acct. #

CITY: PLANO STATE: TX ZIP (REQUIRED): 75024 Country: US Area Code: 469 Phone Number: 202-4000

DESCRIPTION OF ARTICLES, WEIGHT, NMFC & CLASS ARE SUBJECT TO CORRECTION

NO. PKGS.	PKGS. TYPE	WGT.	DESCRIPTION OF ARTICLES & SPECIAL MARKS	WEIGHT (lbs.)	NMFC NO.	CLASS
1	PLT		PRS PARTS *** Shipped as 1 Pallet(s) *** RN PRS537694 0 @ 0 LBS RN 82313 0 @ 0 LBS	639	000000-00	85
1	TOTAL CUBE:			128		

Mark with an "X" to designate hazardous materials

Received \$ to be property described herein. (Agent)

WHT: C.B. COIN / CHECK TO

Special Instructions: DELV: Bill of Lading 3 copies, 1 Dealer, 1

IF NOT CHECKED, BOTH ARE ACCEPTABLE

☐ COLLECT ☐ CONSIGNEE CHECK ACCEPTABLE

☐ COD ITEM 400 ☐ CERTIFIED CHECK OR CASH

COD AMT \$ 0

TForce Freight LIABILITY: Carrier liability for loss or damage will be the lesser of (1) the actual invoice value of the commodities or article(s) lost, damaged or destroyed; or (2) the amount determined from applicable limited liability provisions of the NMFC, or (3) the limited liability as stated in the applicable governing tariff, unless Excess Declared Value Coverage is specifically requested along with the amount of coverage needed in writing on the bill of lading at the time of shipment and applicable charges are paid. Maximum carrier liability is limited to \$20,000 per package and \$80,000 per shipment. Liability for commodities or articles other than new is limited to \$1,000 per pound per package (and up to a maximum \$250 per pound per package when Excess Declared Value Coverage is requested). Liability for specific commodities or articles described in the UPOF 102 rules tariff item 105 section 5 and for commodities or articles subject to an exception rating (TAK) is also limited as described in the tariff. Certain items may be subject to a limited declared value, with a choice of rates under the tariff. You are advised to review the applicable tariff provisions before stating a value. Refer to the current tariff UPOF 102 series for complete details.

*Where a "rate" is dependent on a released, declared or actual value in the NMFC, the released, declared or actual value of the property is hereby specifically stated by the shipper to be not exceeding \$ per

*Shipper requests Excess Declared Value Coverage in the amount of \$

RECEIVED, subject to individually determined rates or contracts that have been agreed upon in writing between the carrier and shipper, if applicable, otherwise to the rates, classifications and rules that have been established by the carrier and are available to the shipper, on request, the property described above, in apparent good order, except as noted (contents and condition of contents of packages unknown) marked, consigned, and destined as shown above, which said carrier agrees to carry to destination, if on its route, or otherwise to deliver to another carrier on the route to destination. Every service to be performed hereunder shall be subject to all conditions not prohibited by law, whether printed or written, herein contained, including conditions on the back hereof, which are hereby agreed to by the shipper and accepted for himself and his assigns. Where a third party bill to or broker exists, carrier holds both the shipper and consignee liable for freight charges.

ODOMETER: ARRIVE: DEPART: DESTINATION: DAL 961024433

TRAILER NUMBER: LINEAR FOOT OF SHIPMENT:

SEAL # APPLIED:

BEYOND POOL: CROSS REF FROM:

☐ SHIPPER LOAD / ☐ CONSIGNEE UNLOAD

*** Now available at www.tforcefreight.com - UPOF 102 Series Rules Tariff - Electronic Bill of Lading

TForce Freight shall have no liability or responsibility whatsoever in connection with this bill of lading if the shipper did not tender the shipment to TForce Freight or its agent.

Firm name: VEHICLE SERV CTR - TOYOTA Carrier: TForce Freight Driver:

Signed By: Date received: TForce Freight resp. place count:

OTC-100 (Rev 05/01)

TForce Freight COPY