



# SERVICE BULLETIN

## Vermeer Corporation

Environmental  
Pella, Iowa 50219 USA

FIELD CAMPAIGN SERVICE BULLETIN #: SVC2024-068 Rev. 1

DATE: 2025 June 17

<b>CAMPAIGN TYPE:</b>	<b>Mandatory – Product Safety</b>
<b>CAMPAIGN CATEGORY:</b>	<b>Kit and Bulletin</b>
	<p><b>Revision:</b></p> <ol style="list-style-type: none"> <li>1. The kit instructions and bulletin are being revised to separate the inspection form from IK01 and adding it to new kit version IK04.</li> <li>2. Campaign chart on page 3, lug nut inspection procedure, reimbursement instructions, and owner letters have been updated to reflect IK04.</li> <li>3. No dealer reports will be sent.</li> <li>4. No owner notifications will be sent to registered owners.</li> </ol> <p>The remainder of this bulletin is provided for reference as originally published on June 27, 2024</p>

MACHINE/ ATTACHMENT MODEL(S):	SERIAL NUMBERS:		Kit version
	Included	Excluded	
BC900XL	526, 2001 – 50107	None	IK01 Maintenance manual
BC900XL	2085, 2124, 2214, 2248, 2251, 2257, 2272, 2338, 2401, 2458, 2465, 2523, 2588, 2594, 2633, 2743, 2757, 3588, 3589, 3600	None	IK02 Service manual only
BC900XL	Units determined to need studs and lug nut kit after inspection	None	IK03 Install studs and lug nut kit <b>DEALER INSTALLATION ONLY</b>

<p style="text-align: center;"><b>BC900XL</b></p>	<p style="text-align: center;"><b>526, 2001 – 50107</b></p>	<p>2019, 2034, 2042, 2052, 2065,  2084, 2085, 2093, 2100, 2105,  2124, 2128, 2130, 2134, 2148,  2167, 2172, 2175, 2180, 2201,  2210, 2212, 2231, 2302, 2312,  2313, 2323, 2329, 2330, 2333,  2336, 2343, 2344, 2375, 2384,  2390, 2392, 2431, 2442, 2450,  2461, 2469, 2470, 2472, 2475,  2476, 2481, 2485, 2486, 2496,  2499, 2502, 2506, 2508, 2511, 2527  – 2529, 2537, 2542, 2544, 2572;  2583, 2588, 2593, 2612, 2626,  2628, 2633, 2654, 2655, 2660,  2663, 2685, 2694, 2695, 2698,  2713, 2720, 2726, 2737, 2738,  2740, 2741, 2756, 2768, 2786,  2788, 2789, 2799, 2818, 3511,  3516, 3520, 3525, 3528, 3529,  3532, 3534, 3538, 3539, 3544,  3545, 3560, 3572, 3585, 3594,  3600, 3607, 3609, 3614, 3615, 3620  – 3622, 3628, 3629, 3633, 3642,  3653 – 3655, 3661, 3663, 3664,  3669, 3674, 3675, 3678, 5004,  5013, 5016, 5018, 5027, 50017,  50018, 50025, 50032, 50033,  50038, 50046, 50059, 50068,  50069, 50078, 50082, 50088,  50089, 50103</p>	<p style="text-align: center;"><b>IK04  Inspection  only</b></p>
---	---	--	--

**Subject:**



**BC900XL Lug Nut  
Torque Instruction  
Correction Kit  
(IK004561 Rev. 1)**

**Background:**

Vermeer has decided that a defect that relates to motor vehicle safety exists in certain model year 2015 – 2022 Vermeer BC900XL Brush Chippers.

**WHEEL LUG NUTS MAY LOOSEN, LOSS OF WHEEL POSSIBLE**

Wheel bearing grease/repack procedure in the Maintenance and Service Manuals included incorrect lug nut torque specification. Incorrectly torqued lug nuts can become loose. Loose lug nuts can cause damage to the wheel rim and result in separation from the brush chipper.

**DEATH OR SERIOUS INJURY POSSIBLE**

Death or serious injury is possible if wheel separates from the brush chipper while being towed on a public highway, resulting in a crash. Property or equipment damage may also occur.

**Solution:**

**IMMEDIATE MACHINE MODIFICATIONS REQUIRED**

IK004561 has been created to provide the necessary parts and instructions to replace incorrect Maintenance and Service Manuals, inspect existing parts for damage, and replace damaged parts.

IK014561 will provide an updated maintenance manual directly to owners. Owners will be instructed to begin using the updated manual information immediately.

IK024561 will provide updated service manuals to current owners of a Service Manual.

IK034561 will be provided, based on inspection results, to replace damaged lug nuts and studs.

IK044561 will provide an inspection form directly to owners instructing them to check all lug nuts and studs on affected machines for damage, return the inspection form with the required information, and coordinate with their dealer to replace damaged parts.

**The kit must be installed as soon as possible.**

Please be reminded that it is a violation of federal law for you to sell or lease the machines covered by this notification until this recall has been performed on these machines. Substantial civil penalties apply to violations of this law.

Campaign #	Campaign Description	Status	Code Meaning
IK014561	BC900XL Lug Nut Torque Instructions Correction Kit	Open	The machine owner has not received the maintenance manual.
IK014561		Done	We have confirmation the machine owner has received the maintenance manual.
IK024561		Open	The machine owner has not received the service manual.
IK024561		Done	We have confirmation the machine owner has received the service manual.
IK034561		Open	The machine owner has returned the lug nut inspection form indicating lug nuts are stripped, broken, or unable to maintain 95 ft-lb (129 Nm) torque.
IK044561		Open	Machine owner has <b>not</b> returned the lug nut inspection form.
		Done	Machine owner has returned the lug nut inspection form. 1. The inspection form indicates all lug nuts can torque to 95 ft-lb (129 Nm). <b>No further action is needed.</b>
			The inspection form indicates lug nuts are stripped, broken, or unable to maintain 95

			ft-lb (129 Nm) torque. <b>The machine will be added to IK034561.</b>
--	--	--	--

**DEALER PARTICIPATION  
REVIEW REPORT, ORDER KITS, CONTACT CUSTOMERS**

1. **Reports will be emailed** during the week of June 27, 2024, to dealerships shown in our records which have units in their territory affected by this recall. Please review the report for accuracy, including owner and/or address changes. **The accuracy of the owners and addresses is especially important as this data will be used to send the updated manuals directly to the owners.**

If the information contained in the report is not correct, please notify the product safety department on or before July 10, 2024, at:

Telephone: 641-621-7060

Fax: 641-621-8562

Email: [productsafety@vermeer.com](mailto:productsafety@vermeer.com)

Note: Letters, and update manuals along with the lug nut inspection form will be sent to the customer(s) on or about **July 11, 2024**. Also refer to *owner notification* section below.

2. **Dealership**

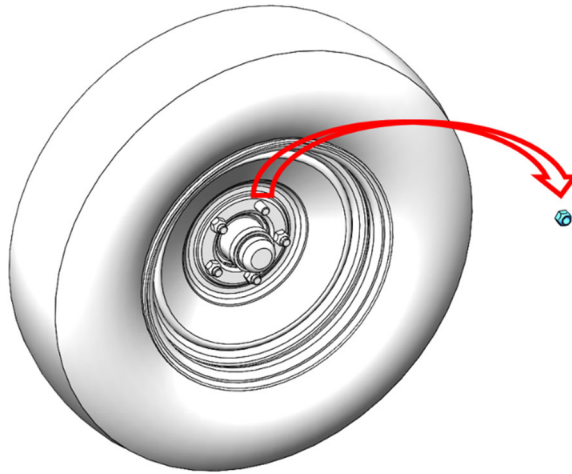
- a. **IK01 & IK02 – Do not order kits** as the updated manuals will be sent directly to the owners. If the report does not show any owner, the kit will be sent to the dealership.
- b. **IK034561** – Before ordering any kits, the lug nut inspection form needs to be completed and returned by the machine owner to [safetyform@vermeer.com](mailto:safetyform@vermeer.com). IK034561 kits can be ordered by entering into EzParts. **Do not order any kits until product safety has received the inspection form from the machine owner.**
- c. **IK044561** – Complete lug nut inspection per the procedure below. Return the completed inspection form to [safetyform@vermeer.com](mailto:safetyform@vermeer.com).

3. **Contact your affected customer(s)**

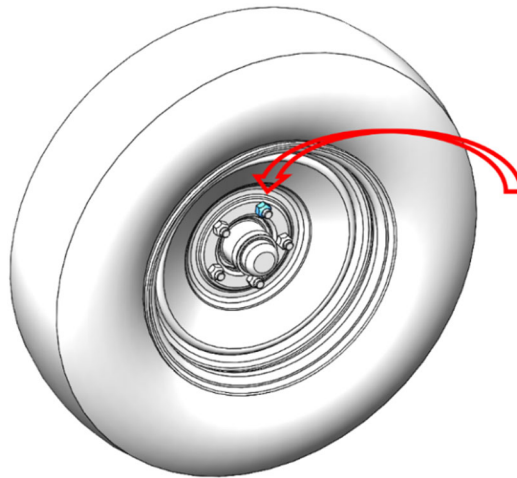
- a. Discuss machine owner returning lug nut inspection form (sample on page 8 of this bulletin) to [safetyform@vermeer.com](mailto:safetyform@vermeer.com).
- b. If all lug nuts torque to 95 ft-lb (129 Nm), **no further action is needed.**
- c. If any lug nuts are stripped, broken, or unable to maintain 95 ft-lb (129-Nm) torque, **schedule a mutually acceptable time to install IK034561 to their machine(s).**

## Lug nut inspection procedure for IK044561:

1. Remove lug nut.



2. Re-install lug nut.



3. Torque to 95 ft-lb (129Nm).
4. Repeat for all lug nuts.
5. If all lug nuts torque to 95 ft-lb (129 Nm), **no further action is needed.**
  - a. Email completed lug nut inspection form to [safetyforms@vermeer.com](mailto:safetyforms@vermeer.com) to receive \$50.00 USD parts credit certificate, and for Vermeer to update records.
6. If any lug nuts are stripped, broken, or unable to maintain 95 ft-lb (129 Nm) torque, **further actions are required.**
  - a. Contact your local Vermeer dealer immediately to make arrangements to get IK034156 installed.
  - b. Email completed lug nut inspection form to [safetyforms@vermeer.com](mailto:safetyforms@vermeer.com) to receive \$50.00 USD parts credit certificate, and for Vermeer to update records.

If you have any questions concerning the installation of IK004561, please contact the environmental service department.

### REIMBURSEMENT

1. **IK044561** is the inspection.
  - a. **Dealer assisting owner:** If dealer assists owner with the inspection and updating the Maintenance Manual, dealer will be reimbursed 0.5 hour labor, once lug nut inspection form has been completed and return to [safetyform@vermeer.com](mailto:safetyform@vermeer.com). Dealer submits a campaign claim for IK04561.
  - b. **Dealer inventory:** If machine is in dealer inventory, once lug nut inspection form has been completed and returned to [safetyform@vermeer.com](mailto:safetyform@vermeer.com), submit a campaign claim for 0.5 hour labor and attach the inspection form.
  
2. **IK034561** is the lug nut and stud kit.
  - a. If the machine needs the lug nut and stud kit, a campaign warranty claim for kit version IK034561 must be submitted to the warranty department for reimbursement of cost of labor to install the kit. Labor hours to install: 1 hour. **Lug nut inspection form will need to be completed and sent to [safetyform@vermeer.com](mailto:safetyform@vermeer.com) prior to installing and filing a claim.**

Travel will be paid up to \$200 (\$1 per mile with a \$200 max round trip) with copy of work order attached for retailed machines not in dealer inventory. If dealer repairs more than one machine at same location on one trip, travel will only be paid on one of the model/VINs.

3. **Owner's lug nut inspection reimbursement: Vermeer \$50.00 USD parts certificate** will be mailed to machine owners who return lug nut inspection form.
  - a. To receive reimbursement for the parts certificates, submit a **campaign warranty claim** under SVC2024-068, and attach a copy of the parts certificate. Dealers are not eligible to receive the parts certificate for machines in dealer inventory.

**Note:** *Future notices to dealers and owners are dependent upon the receipt of warranty claims.*

### OWNER NOTIFICATION

**Sample letter:** Included at the end of this bulletin is a sample letter which will be sent by Vermeer Corporation directly to owners on **July 11, 2024**, via USPS certified/registered mail. The letter will include:

IK01:

1. Maintenance Manual
2. Kit instructions

The letter instructs the owner to install the kit as instructed in the kit instructions.

IK02:

1. Service Manual
2. Kit instructions
3. Owner letter

IK04:

1. Kit instructions
2. Lug nut inspection form that is included in the owner letter.

The letter instructs the owner to perform the lug nut inspection and return the completed inspection form to [safetyform@vermeer.com](mailto:safetyform@vermeer.com).

Owner notice and lug nut inspection form translations will be provided in the following languages:

• Brazilian Portuguese	• Spanish
• French	• Korean

All translated owner notices will also include owner notification in English.

This owner notification/letter instructs the owner **to contact their local dealership** to arrange for a time to have the kit installed. After receiving IK004561 from the Parts Distribution Center, you **must contact your affected customer(s) immediately** and schedule a mutually acceptable time to upgrade their machine(s).

We regret any inconvenience that these corrective measures may cause you. The required work is for the safety of the towing vehicle occupants and other drivers and passengers on the public roadways.

## PRODUCT SAFETY DEPARTMENT

Attachment: IK004561Rev1 Kit instructions

<p><b>Completion schedule:</b></p> <p><input checked="" type="checkbox"/> <b>Product Safety Alert: Install immediately</b></p> <p><input type="checkbox"/> <b>90 days from MM/DD/YYYY</b></p> <p><input type="checkbox"/> <b>180 days from MM/DD/YYYY</b></p> <p><input type="checkbox"/> <b>1 year from MM/DD/YYYY</b></p> <p><input type="checkbox"/> <b>Only units within standard limited warranty period</b></p> <p><input type="checkbox"/> <b>N/A</b></p>	<p><b>Reimbursement:</b></p> <p><input checked="" type="checkbox"/> <b>Product Safety Alert</b></p> <p><input type="checkbox"/> <b>Product Compliance</b></p> <p><input checked="" type="checkbox"/> <b>All units listed above with less than __ hours or warranty start date in the last __ months</b></p> <p style="padding-left: 20px;"><input type="checkbox"/> <b>Parts</b> <input checked="" type="checkbox"/> <b>Labor paid (Labor code: SB24)</b></p> <p><input type="checkbox"/> <b>Only units within standard limited warranty period</b></p> <p><input type="checkbox"/> <b>No reimbursement</b></p>
--	---

<p><b>Internal reference:</b></p> <p><b>TREAD Act Code</b></p> <p><i>(Choose one or more applicable codes)</i></p>	<input type="checkbox"/>	--	Not applicable	<input type="checkbox"/>	12	Exterior lighting
	<input type="checkbox"/>	02	Suspension	<input type="checkbox"/>	16	Structure
	<input type="checkbox"/>	03	Service brake system, hydraulic	<input type="checkbox"/>	17	Latch
	<input type="checkbox"/>	04	Service brake system, air	<input type="checkbox"/>	19	Tires
	<input type="checkbox"/>	05	Parking brake	<input checked="" type="checkbox"/>	20	Wheels
	<input type="checkbox"/>	11	Electrical	<input type="checkbox"/>	21	Trailer hitch

**Dealer Distribution:**

- Domestic
- International
- Both



# VERMEER PARTS CERTIFICATE

## \$50.00

REDEEM THIS CERTIFICATE  
FOR CREDIT TOWARDS  
**ANY PARTS PURCHASED**  
AT YOUR LOCAL  
VERMEER DEALERSHIP PARTS COUNTER

IK004561: BC900XL Lug Nut Torque Instructions Correction Kit

VERMEER MODEL: «MDL\_CD»

VIN: «PRD\_SRL»

Date Issued: 6/12/20253

Date of Expiration: <Date>, 2025

**VERMEER PRODUCT SAFETY DEPARTMENT**

1210 Vermeer Road East

Pella IA 50219 USA

Toll Free: 800-829-0051, Ext. 7060

Telephone: 641-621.7060

Email: [productsafety@vermeer.com](mailto:productsafety@vermeer.com)


One Parts Certificate redeemable per VIN included in IK004561 for compensation for kit installation. No cash value. Redeemable by unit owner only at authorized Vermeer dealership Certificate expires two years from date of issue. © 2024 Vermeer Corporation. All Rights Reserved.



NHTSA SAFETY RECALL NUMBER 24V357

Product Safety Department  
Vermeer Corporation  
1210 Vermeer Rd East  
Pella, Iowa 50219 USA  
productsafety@vermeer.com

IK01 & IK04  
SAMPLE  
OWNER  
LETTER



**IMPORTANT  
SAFETY  
RECALL**

**First Notice**  
**BC900XL LUG NUT TORQUE  
INSTRUCTION CORRECTION  
Kit  
(IK004561)**

**Model:**        «Model»  
This notice applies to your vehicle,  
**Serial No:**   «VIN»

July 11, 2024

Dear BC900XL owner:

*This notice is sent to you in accordance with the U.S. National Traffic and Motor Vehicle Safety Act.*

Vermeer has decided that a defect, which relates to motor vehicle safety, exists in certain model year 2015 – 2022 Vermeer BC900XL Brush Chippers. According to our records, you currently own a Vermeer BC900XL Brush Chipper. The model and serial number are shown at the top center of this letter.

**WHEEL LUG NUTS MAY LOOSEN, LOSS OF WHEEL POSSIBLE**

Wheel bearing grease/repack procedure in the Maintenance Manual included incorrect lug nut torque specification. Incorrectly torqued lug nuts can become loose. Loose lug nuts can cause damage to the wheel rim and result in separation from the brush chipper.

**DEATH OR SERIOUS INJURY POSSIBLE**

**Death or serious injury** is possible if wheel separates from the brush chipper while being towed on a public highway, resulting in a crash. Property or equipment damage may also occur.

**IMMEDIATE MACHINE MODIFICATIONS REQUIRED**

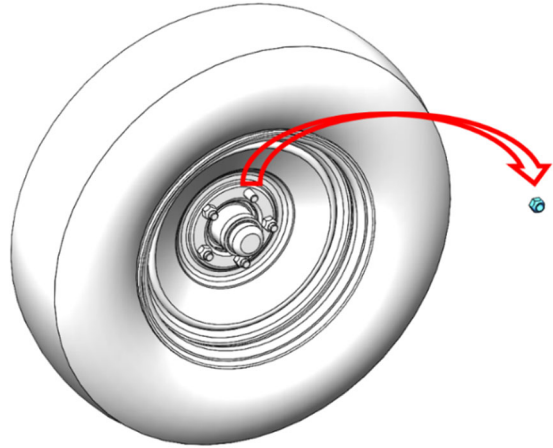
IK004561 has been created to provide the necessary parts and instructions to replace incorrect Maintenance and Service Manuals, inspect existing parts for damage, and replace damaged parts.

IK014561 will provide an updated maintenance manual and IK044561 will provide an inspection form directly to owners. Owners will be instructed to begin using the updated manual information immediately. Check all lug nuts and studs on affected machines for damage, return the inspection form with the required information, and coordinate with their dealer to replace damaged parts. The remedy should take about 1 hour to complete.

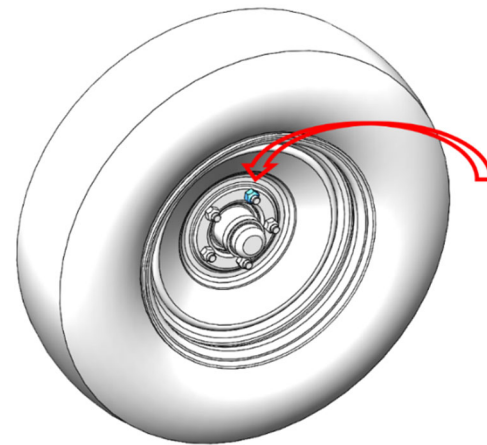
**What you should do.**

**Lug nut inspection procedure for IK044561:**

1. Remove lug nut.



2. Re-install lug nut.



3. Torque to 95 ft-lb (129Nm)
4. Repeat for all lug nuts.
5. If all lug nuts torque to 95 ft-lb (129 Nm), **no further action is needed.**
  - a. Email completed lug nut inspection form to [safetyforms@vermeer.com](mailto:safetyforms@vermeer.com) to receive \$50.00 USD parts credit certificate, and for Vermeer to update records.
6. If any lug nuts are stripped, broken, or unable to maintain 95 ft-lb (129 Nm) torque, **further actions are required.**
  - a. Contact your local Vermeer dealer immediately to make arrangements to get IK034156 installed.
  - b. Email completed lug nut inspection form to [safetyforms@vermeer.com](mailto:safetyforms@vermeer.com) to receive \$50.00 USD parts credit certificate, and for Vermeer to update records

**Please contact** your authorized independent Vermeer dealer immediately if any lug nuts are stripped, broken, or unable to maintain 95 ft-lb (129 Nm) to arrange a mutually acceptable time and location to install IK034561 **at no cost** to you for labor or materials. The installation of this kit is estimated at 1 hours of labor. If the Vermeer dealer travels to the unit to install the kit, costs may be incurred by the owner. **You must have your machine upgraded for these safety features.**

<b>Contact your local Vermeer dealer:</b>	«Service_Dealer_Name» «Serv_Dealer_Add1» «Serv_Dealer_Add2» «Serv_Dealer_City» «Serv_Dealer_St» «Serv_Dealer_Zip» «SERV_DEALER_COUNTRY»
<b>Telephone:</b>	«Serv_Dealer_Phone»

If you no longer own this unit, please notify the product safety department at:

Toll-free: 800-829-0051, option 1

Telephone: 641-621-7060

Email: [productsafety@vermeer.com](mailto:productsafety@vermeer.com)

If possible, please provide the name and address of the new owner.

We regret any inconvenience that these corrective measures may cause you. The required work is for the safety of the towing vehicle occupants and other drivers and passengers on the public roadways.

Regards,

**PRODUCT SAFETY DEPARTMENT**

*Federal regulations require that any vehicle lessor receiving this recall notice must forward a copy of this notice to the lessee within ten (10) days.*

If the authorized dealer has failed or is unable to remedy the defect without charge and within a reasonable time, contact Vermeer product safety by email at [productsafety@vermeer.com](mailto:productsafety@vermeer.com) or by calling 800-829-0051 or 641-621-7060. You may also submit a complaint to the Administrator, National Highway Traffic Safety Administration, 1200 New Jersey Avenue SE, Washington, D.C. 20590; or call the Vehicle Safety Hotline at 888-327-4236 (TTY: 1-800-424-9153); or go to <https://www.safercar.gov>



**IMPORTANT  
SAFETY  
RECALL**

**First Notice**

**BC900XL LUG NUT TORQUE  
INSTRUCTION CORRECTION  
Kit  
(IK004561)**

<b>Model:</b>	«Model»
This notice applies to your vehicle,	
<b>Serial No:</b>	«VIN»

MACHINE OWNER LUG NUT INSPECTION FORM		
1. Who completed the inspection?	<input type="checkbox"/>	<input type="checkbox"/>
	Machine owner	Dealer
2. Has the prior maintenance manual been discarded?	<input type="checkbox"/> Yes	<input type="checkbox"/> No
	<input type="checkbox"/> Yes	<input type="checkbox"/> No
3. Were you able to reach the correct torque 95ft-lbs (129 Nm) on all lug nuts?	All lug nuts can torque to 95ft-lbs (129 Nm).	Lug nuts are stripped, broken or unable to maintain 95ft-lbs (129 Nm)
4. Complete Machine owner information below.		
5. Email completed form to <a href="mailto:safetyform@vermeer.com">safetyform@vermeer.com</a> .		
6. <b>All of the machine's lug nuts can torque 95 ft-lb (129 Nm).</b> No further action is needed.		
7. <b>Machine's lug nuts are stripped, broke or unable to machine 95 ft-lb (129Nm) torque.</b> The lug nut and stud kit are required for the machine. Contact Vermeer dealer immediately. The Vermeer dealer contact information is contained in the letter mailed with his form.		
8. Email completed form to: <a href="mailto:safetyform@vermeer.com">safetyform@vermeer.com</a> .		
Contact name:	«MERGE»	
Contact email:		
Company:	«MERGE»	
Address:	«MERGE»	
City, state/province, postal code, county:	«MERGE»	
Completed by:	X	
	Print name:	Date
Update any of the above machine owner information as needed.		

**Questions about the product safety alert?** Please contact your local Vermeer dealer.

**Questions about returning this Lug Nut Inspection Form?** Contact product safety department, Vermeer Corporation  
Email: [productsafety@vermeer.com](mailto:productsafety@vermeer.com) • Toll-free: 800-829-0051, option 1 • Telephone: 641-621-7060

**Thank you for your cooperation in returning this report to Vermeer Corporation.**




IK01 & IK04  
SAMPLE

OWNER

LETTER

July 11, 2024

Dear BC900XL owner:



**IMPORTANT  
SAFETY  
RECALL**

**First Notice**

**BC900XL LUG NUT TORQUE  
INSTRUCTION CORRECTION  
Kit  
(IK004561)**

**Model:**        «Model»  
This notice applies to your vehicle,  
**Serial No:**    «VIN»

*This notice is sent to you in accordance with the requirements of the Canada Motor Vehicle Safety Act.*

Vermeer has decided that a defect that relates to motor vehicle safety exists in certain model year 2015 – 2022 Vermeer BC900XL Brush Chipper. According to our records, you currently own a Vermeer BC900XL Brush Chipper. The model and serial number are shown at the top center of this letter.

**WHEEL LUG NUTS MAY LOOSEN, LOSS OF WHEEL POSSIBLE**

Wheel bearing grease/repack procedure in the Maintenance Manual included incorrect lug nut torque specification. Incorrectly torqued lug nuts can become loose. Loose lug nuts can cause damage to the wheel rim and result in separation from the brush chipper.

**DEATH OR SERIOUS INJURY POSSIBLE**

**Death or serious injury** is possible if wheel separates from the brush chipper while being towed on a public highway, resulting in a crash. Property or equipment damage may also occur.

**IMMEDIATE MACHINE MODIFICATIONS REQUIRED**

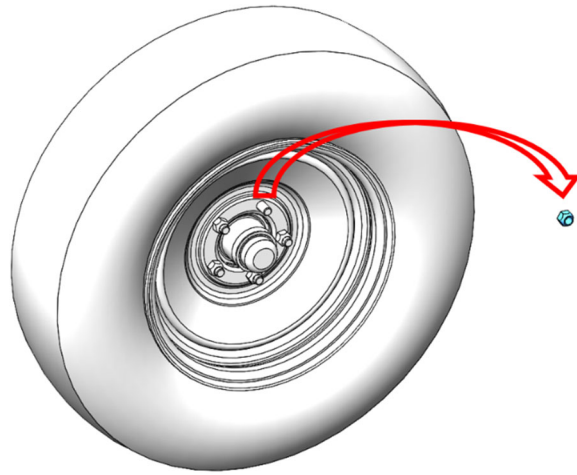
IK004561 has been created to provide the necessary parts and instructions to replace incorrect Maintenance and Service Manuals, inspect existing parts for damage, and replace damaged parts.

IK014561 will provide an updated maintenance manual and IK044561 will provide an inspection form directly to owners. Owners will be instructed to begin using the updated manual information immediately. Check all lug nuts and studs on affected machines for damage, return the inspection form with the required information, and coordinate with their dealer to replace damaged parts.

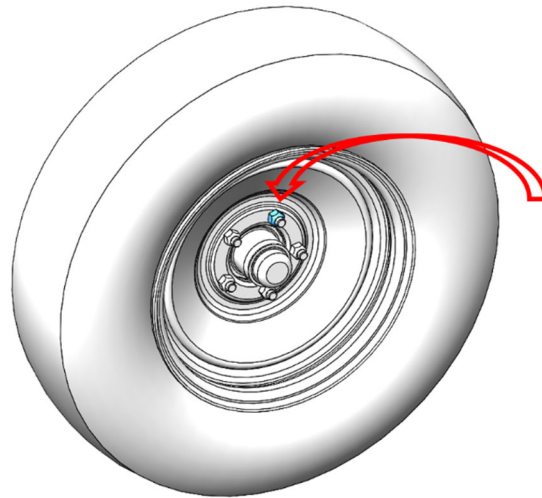
**What you should do.**

**Lug nut inspection procedure for IK044561:**

1. Remove lug nut.



2. Re-install lug nut.



3. Torque to 95 ft-lb (129Nm)
4. Repeat for all lug nuts.
5. If all lug nuts torque to 95 ft-lb (129 Nm), **no further action is needed.**
  - a. Email completed lug nut inspection form to [safetyforms@vermeer.com](mailto:safetyforms@vermeer.com) to receive \$50.00 USD parts credit certificate, and for Vermeer to update records.
6. If any lug nuts are stripped, broken, or unable to maintain 95 ft-lb (129 Nm) torque, **further actions are required.**
  - a. Contact your local Vermeer dealer immediately to make arrangements to get IK034156 installed.
  - b. Email completed lug nut inspection form to [safetyforms@vermeer.com](mailto:safetyforms@vermeer.com) to receive \$50.00 USD parts credit certificate, and for Vermeer to update records

**Please contact** your authorized independent **Vermeer dealer** immediately if any lug nuts are stripped, broken, or unable to maintain 95 ft-lb to arrange a mutually acceptable time and location to install IK034561 **at no cost** to you for labor or materials. The installation of this kit is estimated at 1 hours of labor. If the Vermeer dealer travels to the unit to install the kit, costs may be incurred by the owner. **You must have your machine upgraded for these safety features.**

<b>Contact your local Vermeer dealer:</b>	«Service_Dealer_Name» «Serv_Dealer_Add1» «Serv_Dealer_Add2» «Serv_Dealer_City» «Serv_Dealer_St» «Serv_Dealer_Zip» «SERV_DEALER_COUNTRY»
<b>Telephone:</b>	«Serv_Dealer_Phone»

If you no longer own this unit, please notify the product safety department at:

Toll-free: 800-829-0051, option 1

Telephone: 641-621-7060

Email: [productsafety@vermeer.com](mailto:productsafety@vermeer.com)

If possible, please provide the name and address of the new owner.

We regret any inconvenience that these corrective measures may cause you. The required work is for the safety of the towing vehicle occupants and other drivers and passengers on the public roadways.

Regards,

**PRODUCT SAFETY DEPARTMENT**

*Federal regulations require that any vehicle lessor receiving this recall notice must forward a copy of this notice to the lessee within ten (10) days.*



**IMPORTANT  
SAFETY  
RECALL**

**First Notice**

**BC900XL LUG NUT TORQUE  
INSTRUCTION CORRECTION  
Kit  
(IK004561)**

**Model:** «Model»  
This notice applies to your vehicle,  
**Serial No:** «VIN»

MACHINE OWNER LUG NUT INSPECTION FORM		
4. Who completed the inspection?	<input type="checkbox"/> Machine owner	<input type="checkbox"/> Dealer
5. Has the prior maintenance manual been discarded?	<input type="checkbox"/> Yes	<input type="checkbox"/> No
6. Were you able to reach the correct torque 95ft-lbs (129 Nm) on all lug nuts?	<input type="checkbox"/> Yes	<input type="checkbox"/> No
	All lug nuts can torque to 95ft-lbs (129 Nm).	Lug nuts are stripped, broken or unable to maintain 95ft-lbs (129 Nm)
9. Complete Machine owner information below. 10. Email completed form to <a href="mailto:safetyform@vermeer.com">safetyform@vermeer.com</a> . 11. <b>All of the machine's lug nuts can torque 95 ft-lb (129 Nm).</b> No further action is needed. 12. <b>Machine's lug nuts are stripped, broke or unable to machine 95 ft-lb (129Nm) torque.</b> The lug nut and stud kit are required for the machine. Contact Vermeer dealer immediately. The Vermeer dealer contact information is contained in the letter mailed with his form.		
13. Email completed form to: <a href="mailto:safetyform@vermeer.com">safetyform@vermeer.com</a> .		
Contact name:	«MERGE»	
Contact email:		
Company:	«MERGE»	
Address:	«MERGE»	
City, state/province, postal code, county:	«MERGE»	
Completed by:	X	
	Print name:	Date
Update any of the above machine owner information as needed.		

**Questions about the product safety alert?** Please contact your local Vermeer dealer.

**Questions about returning this Lug Nut Inspection Form?** Contact product safety department, Vermeer Corporation  
 Email: [productsafety@vermeer.com](mailto:productsafety@vermeer.com) · Toll-free: 800-829-0051, option 1 · Telephone: 641-621-7060

**Thank you for your cooperation in returning this report to Vermeer Corporation.**



If you no longer own this unit, please notify the product safety department at:

Toll-free: 800-829-0051, option 1

Telephone: 641-621-7060

Email: [productsafety@vermeer.com](mailto:productsafety@vermeer.com)

If possible, please provide the name and address of the new owner.

We regret any inconvenience that these corrective measures may cause you. The required work is for the safety of the towing vehicle occupants and other drivers and passengers on the public roadways.

Regards,

**PRODUCT SAFETY DEPARTMENT**

*Federal regulations require that any vehicle lessor receiving this recall notice must forward a copy of this notice to the lessee within ten (10) days.*


If the authorized dealer has failed or is unable to remedy the defect without charge and within a reasonable time, contact Vermeer product safety by email at [productsafety@vermeer.com](mailto:productsafety@vermeer.com) or by calling 800-829-0051 or 641-621-7060. You may also submit a complaint to the Administrator, National Highway Traffic Safety Administration, 1200 New Jersey Avenue SE, Washington, D.C. 20590; or call the Vehicle Safety Hotline at 888-327-4236 (TTY: 1-800-424-9153); or go to <https://www.safercar.gov>



TRANSPORT CANADA RECALL NUMBER 2024-085

Product Safety Department  
Vermeer Corporation  
1210 Vermeer Rd East  
Pella, Iowa 50219 USA  
productsafety@vermeer.com

IK01  
SAMPLE  
OWNER  
LETTER

	<p><b>IMPORTANT SAFETY RECALL</b></p> <p><b>First Notice</b></p> <p><b>BC900XL LUG NUT TORQUE INSTRUCTION CORRECTION Kit (IK004561)</b></p>
---	---

<b>Model:</b>	«Model»
This notice applies to your vehicle,	
<b>Serial No:</b>	«VIN»

July 11, 2024

Dear BC900XL owner:

*This notice is sent to you in accordance with the requirements of the Canada Motor Vehicle Safety Act.*

Vermeer has decided that a defect, that relates to motor vehicle safety, exists in certain model year 2015 – 2022 Vermeer BC900XL Brush Chipper. According to our records, you currently own a Vermeer BC900XL Brush Chipper. The model and serial number are shown at the top center of this letter.

**WHEEL LUG NUTS MAY LOOSEN, LOSS OF WHEEL POSSIBLE**

Wheel bearing grease/repack procedure in the Maintenance Manual included incorrect lug nut torque specification. Incorrectly torqued lug nuts can become loose. Loose lug nuts can cause damage to the wheel rim and result in separation from the brush chipper.

**DEATH OR SERIOUS INJURY POSSIBLE**

**Death or serious injury** is possible if wheel separates from the brush chipper while being towed on a public highway, resulting in a crash. Property or equipment damage may also occur.

IK004561 has been created to provide the necessary parts and instructions to replace incorrect Maintenance and Service Manuals, inspect existing parts for damage, and replace damaged parts.

IK014561 will provide updated maintenance manuals to current owners of a maintenance manual.

Please see the enclosed kit instructions for steps to replace the updated Maintenance Manual. Enclosed you will find.

1. Maintenance Manual
2. Kit instructions relating to the enclosed updated manual

Please begin to follow the updated instructions immediately.

**Please contact** your authorized independent **Vermeer dealer** if you have questions.

<b>Contact your local Vermeer dealer:</b>	«Service_Dealer_Name» «Serv_Dealer_Add1» «Serv_Dealer_Add2» «Serv_Dealer_City» «Serv_Dealer_St» «Serv_Dealer_Zip» «SERV_DEALER_COUNTRY»
<b>Telephone:</b>	«Serv_Dealer_Phone»

If you no longer own this unit, please notify the product safety department at:

Toll-free: 800-829-0051, option 1

Telephone: 641-621-7060

Email: [productsafety@vermeer.com](mailto:productsafety@vermeer.com)

If possible, please provide the name and address of the new owner.

We regret any inconvenience that these corrective measures may cause you. The required work is for the safety of the towing vehicle occupants and other drivers and passengers on the public roadways.

Regards,

**PRODUCT SAFETY DEPARTMENT**


*Federal regulations require that any vehicle lessor receiving this recall notice must forward a copy of this notice to the lessee within ten (10) days.*



NHTSA SAFETY RECALL NUMBER 24V357

Product Safety Department  
Vermeer Corporation  
1210 Vermeer Rd East  
Pella, Iowa 50219 USA  
productsafety@vermeer.com

IK02  
SAMPLE  
OWNER  
LETTER



**IMPORTANT  
SAFETY  
RECALL**

**First Notice**

**BC900XL LUG NUT TORQUE  
INSTRUCTION CORRECTION  
Kit  
(IK004561)**

**Model:**        «Model»  
This notice applies to your vehicle,  
**Serial No:**   «VIN»

July 11, 2024

Dear BC900XL owner:

*This notice is sent to you in accordance with the U.S. National Traffic and Motor Vehicle Safety Act.*

Vermeer has decided that a defect, which relates to motor vehicle safety, exists in certain model year 2015 – 2022 Vermeer BC900XL Brush Chippers. According to our records, you currently own a Vermeer BC900XL Brush Chipper. The model and serial number are shown at the top center of this letter.

**WHEEL LUG NUTS MAY LOOSEN, LOSS OF WHEEL POSSIBLE**

Wheel bearing grease/repack procedure in the Maintenance Manual included incorrect lug nut torque specification. Incorrectly torqued lug nuts can become loose. Loose lug nuts can cause damage to the wheel rim and result in separation from the brush chipper.

**DEATH OR SERIOUS INJURY POSSIBLE**

**Death or serious injury** is possible if wheel separates from the brush chipper while being towed on a public highway, resulting in a crash. Property or equipment damage may also occur.

**IMMEDIATE MACHINE MODIFICATIONS REQUIRED**

IK004561 has been created to provide the necessary parts and instructions to replace incorrect Maintenance and Service Manuals, inspect existing parts for damage, and replace damaged parts.

IK024561 will provide updated service manuals to current owners of a Service Manual.

Please see the enclosed kit instruction to steps to replace the updated service manual. Enclosed you will find.

1. Service Manual
2. Kit instruction relating to the enclosed updated manual.

Please begin to follow the update instructions immediately.

**Please contact** your authorized independent Vermeer dealer if you have questions.

**Contact your local Vermeer dealer:**   «Service\_Dealer\_Name»  
  «Serv\_Dealer\_Add1» «Serv\_Dealer\_Add2»  
  «Serv\_Dealer\_City» «Serv\_Dealer\_St»  
  «Serv\_Dealer\_Zip»  
  «SERV\_DEALER\_COUNTRY»  
  
**Telephone:**                                   «Serv\_Dealer\_Phone»

If you no longer own this unit, please notify the product safety department at:

Toll-free: 800-829-0051, option 1

Telephone: 641-621-7060

Email: [productsafety@vermeer.com](mailto:productsafety@vermeer.com)

If possible, please provide the name and address of the new owner.

We regret any inconvenience that these corrective measures may cause you. The required work is for the safety of the towing vehicle occupants and other drivers and passengers on the public roadways.

Regards,

**PRODUCT SAFETY DEPARTMENT**


*Federal regulations require that any vehicle lessor receiving this recall notice must forward a copy of this notice to the lessee within ten (10) days.*

If the authorized dealer has failed or is unable to remedy the defect without charge and within a reasonable time, contact Vermeer product safety by email at [productsafety@vermeer.com](mailto:productsafety@vermeer.com) or by calling 800-829-0051 or 641-621-7060. You may also submit a complaint to the Administrator, National Highway Traffic Safety Administration, 1200 New Jersey Avenue SE, Washington, D.C. 20590; or call the Vehicle Safety Hotline at 888-327-4236 (TTY: 1-800-424-9153); or go to <https://www.safercar.gov>



TRANSPORT CANADA RECALL NUMBER 2024-085

IK02  
SAMPLE  
OWNER  
LETTER

	<p><b>IMPORTANT SAFETY RECALL</b></p> <p><b>First Notice</b></p> <p><b>BC900XL LUG NUT TORQUE INSTRUCTION CORRECTION Kit (IK004561)</b></p>
---	---

<b>Model:</b>	«Model»
This notice applies to your vehicle,	
<b>Serial No:</b>	«VIN»

July 11, 2024

Dear BC900XL owner:

*This notice is sent to you in accordance with the requirements of the Canada Motor Vehicle Safety Act.*

Vermeer has decided that a defect, that relates to motor vehicle safety, exists in certain model year 2015 – 2022 Vermeer BC900XL Brush Chipper. According to our records, you currently own a Vermeer BC900XL Brush Chipper. The model and serial number are shown at the top center of this letter.

**WHEEL LUG NUTS MAY LOOSEN, LOSS OF WHEEL POSSIBLE**

Wheel bearing grease/repack procedure in the Maintenance Manual included incorrect lug nut torque specification. Incorrectly torqued lug nuts can become loose. Loose lug nuts can cause damage to the wheel rim and result in separation from the brush chipper.

**DEATH OR SERIOUS INJURY POSSIBLE**

**Death or serious injury** is possible if wheel separates from the brush chipper while being towed on a public highway, resulting in a crash. Property or equipment damage may also occur.

IK004561 has been created to provide the necessary parts and instructions to replace incorrect Maintenance and Service Manuals, inspect existing parts for damage, and replace damaged parts.

IK024561 will provide updated service manuals to current owners of a service manual.

Please see the enclosed kit instructions for steps to replace the updated Service Manual. Enclosed you will find.

1. Service Manual
2. Kit instructions relating to the enclosed updated manual

Please begin to follow the updated instructions immediately.

**Please contact** your authorized independent **Vermeer dealer** if you have questions.

<b>Contact your local Vermeer dealer:</b>	«Service_Dealer_Name» «Serv_Dealer_Add1» «Serv_Dealer_Add2» «Serv_Dealer_City» «Serv_Dealer_St» «Serv_Dealer_Zip» «SERV_DEALER_COUNTRY»
<b>Telephone:</b>	«Serv_Dealer_Phone»

If you no longer own this unit, please notify the product safety department at:

Toll-free: 800-829-0051, option 1

Telephone: 641-621-7060

Email: [productsafety@vermeer.com](mailto:productsafety@vermeer.com)

If possible, please provide the name and address of the new owner.

We regret any inconvenience that these corrective measures may cause you. The required work is for the safety of the towing vehicle occupants and other drivers and passengers on the public roadways.

Regards,

**PRODUCT SAFETY DEPARTMENT**

*Federal regulations require that any vehicle lessor receiving this recall notice must forward a copy of this notice to the lessee within ten (10) days.*



NHTSA SAFETY RECALL NUMBER 24V357

Product Safety Department  
Vermeer Corporation  
1210 Vermeer Rd East  
Pella, Iowa 50219 USA  
productsafety@vermeer.com

IK04  
SAMPLE  
OWNER  
LETTER

	<p><b>IMPORTANT SAFETY RECALL</b></p> <p><b>First Notice</b></p> <p><b>BC900XL LUG NUT TORQUE INSTRUCTION CORRECTION Kit (IK004561)</b></p>
---	---

<p><b>Model:</b>        «Model» This notice applies to your vehicle, <b>Serial No:</b>    «VIN»</p>
---

July 11, 2024

Dear BC900XL owner:

*This notice is sent to you in accordance with the U.S. National Traffic and Motor Vehicle Safety Act.*

Vermeer has decided that a defect, which relates to motor vehicle safety, exists in certain model year 2015 – 2022 Vermeer BC900XL Brush Chippers. According to our records, you currently own a Vermeer BC900XL Brush Chipper. The model and serial number are shown at the top center of this letter.

**WHEEL LUG NUTS MAY LOOSEN, LOSS OF WHEEL POSSIBLE**

Wheel bearing grease/repack procedure in the Maintenance Manual included incorrect lug nut torque specification. Incorrectly torqued lug nuts can become loose. Loose lug nuts can cause damage to the wheel rim and result in separation from the brush chipper.

**DEATH OR SERIOUS INJURY POSSIBLE**

**Death or serious injury** is possible if wheel separates from the brush chipper while being towed on a public highway, resulting in a crash. Property or equipment damage may also occur.

**IMMEDIATE MACHINE MODIFICATIONS REQUIRED**

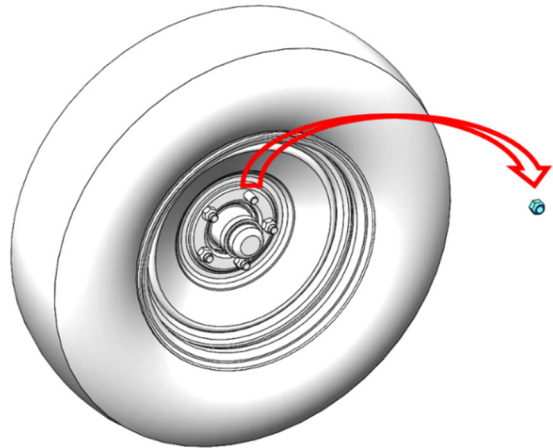
IK004561 has been created to provide the necessary parts and instructions to replace incorrect Maintenance and Service Manuals, inspect existing parts for damage, and replace damaged parts.

IK044561 will provide an inspection form directly to owners. Check all lug nuts and studs on affected machines for damage, return the inspection form with the required information, and coordinate with their dealer to replace damaged parts. The remedy should take about 1 hour to complete.

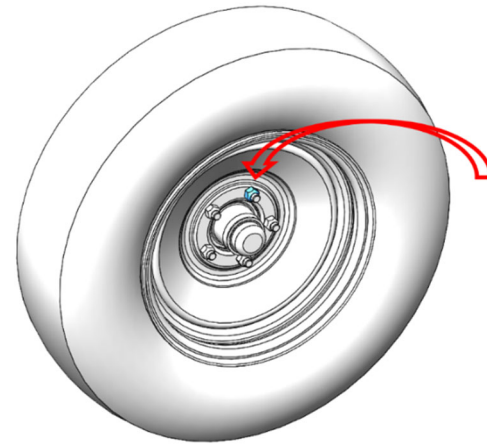
**What you should do.**

**Lug nut inspection procedure for IK044561:**

1. Remove lug nut.



2. Re-install lug nut.



3. Torque to 95 ft-lb (129Nm)
4. Repeat for all lug nuts.
5. If all lug nuts torque to 95 ft-lb (129 Nm), **no further action is needed.**
  - a. Email completed lug nut inspection form to [safetyforms@vermeer.com](mailto:safetyforms@vermeer.com) to receive \$50.00 USD parts credit certificate, and for Vermeer to update records.
6. If any lug nuts are stripped, broken, or unable to maintain 95 ft-lb (129 Nm) torque, **further actions are required.**
  - a. Contact your local Vermeer dealer immediately to make arrangements to get IK034156 installed.
  - b. Email completed lug nut inspection form to [safetyforms@vermeer.com](mailto:safetyforms@vermeer.com) to receive \$50.00 USD parts credit certificate, and for Vermeer to update records

**Please contact** your authorized independent Vermeer dealer immediately if any lug nuts are stripped, broken, or unable to maintain 95 ft-lb (129 Nm) to arrange a mutually acceptable time and location to install IK034561 **at no cost** to you for labor or materials. The installation of this kit is estimated at 1 hours of labor. If the Vermeer dealer travels to the unit to install the kit, costs may be incurred by the owner. **You must have your machine upgraded for these safety features.**

<b>Contact your local Vermeer dealer:</b>	«Service_Dealer_Name» «Serv_Dealer_Add1» «Serv_Dealer_Add2» «Serv_Dealer_City» «Serv_Dealer_St» «Serv_Dealer_Zip» «SERV_DEALER_COUNTRY»
<b>Telephone:</b>	«Serv_Dealer_Phone»

If you no longer own this unit, please notify the product safety department at:

Toll-free: 800-829-0051, option 1

Telephone: 641-621-7060

Email: [productsafety@vermeer.com](mailto:productsafety@vermeer.com)

If possible, please provide the name and address of the new owner.

We regret any inconvenience that these corrective measures may cause you. The required work is for the safety of the towing vehicle occupants and other drivers and passengers on the public roadways.


Regards,

**PRODUCT SAFETY DEPARTMENT**

*Federal regulations require that any vehicle lessor receiving this recall notice must forward a copy of this notice to the lessee within ten (10) days.*

If the authorized dealer has failed or is unable to remedy the defect without charge and within a reasonable time, contact Vermeer product safety by email at [productsafety@vermeer.com](mailto:productsafety@vermeer.com) or by calling 800-829-0051 or 641-621-7060. You may also submit a complaint to the Administrator, National Highway Traffic Safety Administration, 1200 New Jersey Avenue SE, Washington, D.C. 20590; or call the Vehicle Safety Hotline at 888-327-4236 (TTY: 1-800-424-9153); or go to <https://www.safercar.gov>





## IMPORTANT SAFETY RECALL

First Notice

### BC900XL LUG NUT TORQUE INSTRUCTION CORRECTION Kit (IK004561)

<b>Model:</b> «Model»
This notice applies to your vehicle,
<b>Serial No:</b> «VIN»

MACHINE OWNER LUG NUT INSPECTION FORM		
7. Who completed the inspection?	<input type="checkbox"/>	<input type="checkbox"/>
	Machine owner	Dealer
8. Has the prior maintenance manual been discarded?	<input type="checkbox"/> Yes	<input type="checkbox"/> No
9. Were you able to reach the correct torque 95ft-lbs (129 Nm) on all lug nuts?	<input type="checkbox"/> Yes	<input type="checkbox"/> No
	All lug nuts can torque to 95ft-lbs (129 Nm).	Lug nuts are stripped, broken or unable to maintain 95ft-lbs (129 Nm)
14. Complete Machine owner information below. 15. Email completed form to <a href="mailto:safetyform@vermeer.com">safetyform@vermeer.com</a> . 16. <b>All of the machine's lug nuts can torque 95 ft-lb (129 Nm).</b> No further action is needed. 17. <b>Machine's lug nuts are stripped, broke or unable to machine 95 ft-lb (129Nm) torque.</b> The lug nut and stud kit are required for the machine. Contact Vermeer dealer immediately. The Vermeer dealer contact information is contained in the letter mailed with his form.		
18. Email completed form to: <a href="mailto:safetyform@vermeer.com">safetyform@vermeer.com</a> .		
Contact name:	«MERGE»	
Contact email:		
Company:	«MERGE»	
Address:	«MERGE»	
City, state/province, postal code, county:	«MERGE»	
Completed by:	X	
	Print name:	Date
Update any of the above machine owner information as needed.		

**Questions about the product safety alert?** Please contact your local Vermeer dealer.

**Questions about returning this Lug Nut Inspection Form?** Contact product safety department, Vermeer Corporation  
 Email: [productsafety@vermeer.com](mailto:productsafety@vermeer.com) • Toll-free: 800-829-0051, option 1 • Telephone: 641-621-7060

**Thank you for your cooperation in returning this report to Vermeer Corporation.**



TRANSPORT CANADA RECALL NUMBER 2024-085

Product Safety Department  
Vermeer Corporation  
1210 Vermeer Rd East  
Pella, Iowa 50219 USA  
productsafety@vermeer.com

IK04 SAMPLE

OWNER

LETTER

 <p><b>IMPORTANT SAFETY RECALL</b></p> <p><b>First Notice</b></p> <p><b>BC900XL LUG NUT TORQUE INSTRUCTION CORRECTION Kit (IK004561)</b></p>
---

<p><b>Model:</b>        «Model» This notice applies to your vehicle, <b>Serial No:</b>   «VIN»</p>
--

July 11, 2024

Dear BC900XL owner:

*This notice is sent to you in accordance with the requirements of the Canada Motor Vehicle Safety Act.*

Vermeer has decided that a defect that relates to motor vehicle safety exists in certain model year 2015 – 2022 Vermeer BC900XL Brush Chipper. According to our records, you currently own a Vermeer BC900XL Brush Chipper. The model and serial number are shown at the top center of this letter.

**WHEEL LUG NUTS MAY LOOSEN, LOSS OF WHEEL POSSIBLE**

Wheel bearing grease/repack procedure in the Maintenance Manual included incorrect lug nut torque specification. Incorrectly torqued lug nuts can become loose. Loose lug nuts can cause damage to the wheel rim and result in separation from the brush chipper.

**DEATH OR SERIOUS INJURY POSSIBLE**

**Death or serious injury** is possible if wheel separates from the brush chipper while being towed on a public highway, resulting in a crash. Property or equipment damage may also occur.

**IMMEDIATE MACHINE MODIFICATIONS REQUIRED**

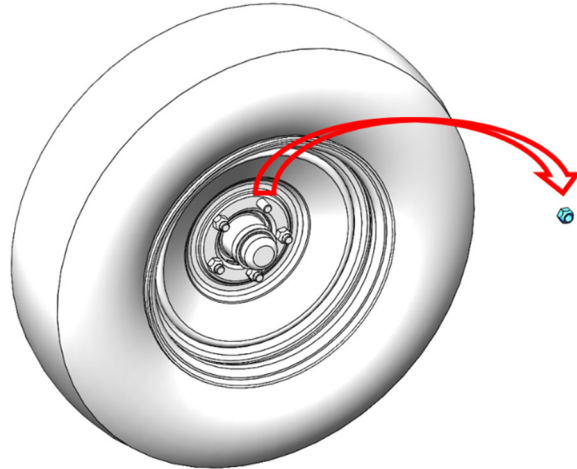
IK004561 has been created to provide the necessary parts and instructions to replace incorrect Maintenance and Service Manuals, inspect existing parts for damage, and replace damaged parts.

IK044561 will provide an inspection form directly to owners. Check all lug nuts and studs on affected machines for damage, return the inspection form with the required information, and coordinate with their dealer to replace damaged parts.

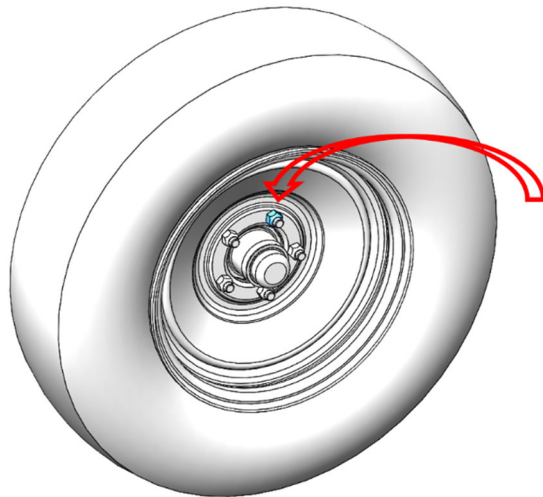
**What you should do.**

## Lug nut inspection procedure for IK044561:

1. Remove lug nut.



2. Re-install lug nut.



3. Torque to 95 ft-lb (129Nm)
4. Repeat for all lug nuts.
5. If all lug nuts torque to 95 ft-lb (129 Nm), **no further action is needed.**
  - a. Email completed lug nut inspection form to [safetyforms@vermeer.com](mailto:safetyforms@vermeer.com) to receive \$50.00 USD parts credit certificate, and for Vermeer to update records.
6. If any lug nuts are stripped, broken, or unable to maintain 95 ft-lb (129 Nm) torque, **further actions are required.**
  - a. Contact your local Vermeer dealer immediately to make arrangements to get IK034156 installed.
  - b. Email completed lug nut inspection form to [safetyforms@vermeer.com](mailto:safetyforms@vermeer.com) to receive \$50.00 USD parts credit certificate, and for Vermeer to update records

**Please contact** your authorized independent **Vermeer dealer** immediately if any lug nuts are stripped, broken, or unable to maintain 95 ft-lb to arrange a mutually acceptable time and location to install IK034561 **at no cost** to you for labor or materials. The installation of this kit is estimated at 1 hours of labor. If the Vermeer dealer travels to the unit to install the kit, costs may be incurred by the owner. **You must have your machine upgraded for these safety features.**

<b>Contact your local Vermeer dealer:</b>	«Service_Dealer_Name» «Serv_Dealer_Add1» «Serv_Dealer_Add2» «Serv_Dealer_City» «Serv_Dealer_St» «Serv_Dealer_Zip» «SERV_DEALER_COUNTRY»
<b>Telephone:</b>	«Serv_Dealer_Phone»

If you no longer own this unit, please notify the product safety department at:

Toll-free: 800-829-0051, option 1

Telephone: 641-621-7060

Email: [productsafety@vermeer.com](mailto:productsafety@vermeer.com)

If possible, please provide the name and address of the new owner.

We regret any inconvenience that these corrective measures may cause you. The required work is for the safety of the towing vehicle occupants and other drivers and passengers on the public roadways.

Regards,

**PRODUCT SAFETY DEPARTMENT**

*Federal regulations require that any vehicle lessor receiving this recall notice must forward a copy of this notice to the lessee within ten (10) days.*



**IMPORTANT  
SAFETY  
RECALL**

**First Notice**  
**BC900XL LUG NUT TORQUE  
INSTRUCTION CORRECTION  
Kit  
(IK004561)**

**Model:** «Model»  
This notice applies to your vehicle,  
**Serial No:** «VIN»

MACHINE OWNER LUG NUT INSPECTION FORM		
10. Who completed the inspection?	<input type="checkbox"/>	<input type="checkbox"/>
	Machine owner	Dealer
11. Has the prior maintenance manual been discarded?	<input type="checkbox"/> Yes	<input type="checkbox"/> No
12. Were you able to reach the correct torque 95ft-lbs (129 Nm) on all lug nuts?	<input type="checkbox"/> Yes	<input type="checkbox"/> No
	All lug nuts can torque to 95ft-lbs (129 Nm).	Lug nuts are stripped, broken or unable to maintain 95ft-lbs (129 Nm)
19. Complete Machine owner information below. 20. Email completed form to <a href="mailto:safetyform@vermeer.com">safetyform@vermeer.com</a> . 21. <b>All of the machine's lug nuts can torque 95 ft-lb (129 Nm).</b> No further action is needed. 22. <b>Machine's lug nuts are stripped, broke or unable to machine 95 ft-lb (129Nm) torque.</b> The lug nut and stud kit are required for the machine. Contact Vermeer dealer immediately. The Vermeer dealer contact information is contained in the letter mailed with his form.		
23. Email completed form to: <a href="mailto:safetyform@vermeer.com">safetyform@vermeer.com</a> .		
Contact name:	«MERGE»	
Contact email:		
Company:	«MERGE»	
Address:	«MERGE»	
City, state/province, postal code, county:	«MERGE»	
Completed by:	X	
	Print name:	Date
Update any of the above machine owner information as needed.		

**Questions about the product safety alert?** Please contact your local Vermeer dealer.

**Questions about returning this Lug Nut Inspection Form?** Contact product safety department, Vermeer Corporation  
Email: [productsafety@vermeer.com](mailto:productsafety@vermeer.com) • Toll-free: 800-829-0051, option 1 • Telephone: 641-621-7060

**Thank you for your cooperation in returning this report to Vermeer Corporation.**