 Tesla, Inc. Service Bulletin		<h1>Replace Driver Airbag</h1>	
SB-24-20-001 January 14, 2025			
Classification		Section/Group	Mobile Service
Recall Bulletin		20 - Safety and Restraint	Can Perform (where permitted)
Model	Model Year	Country/Region	Build Location
Model S	2024 – 2025	All	Fremont
Model X	2024 – 2025		
<small>The model(s) and model year(s) listed are a general approximation of the affected VIN list. Refer to the VIN/Bulletin Tracker or Customer/Vehicle profile to determine applicability of this bulletin for a particular vehicle.</small>			


Recall Bulletin: Recall Bulletins are mandatory service procedures that, unless they can be completed via a software update that a customer installs through the normal course of ownership, must be carried out by Tesla-certified Service Centers. Recall work performed by uncertified technicians could lead to unsafe conditions or voided warranty provisions.

Condition

On certain Model S and Model X vehicles with a round steering wheel, built between November 6, 2024 and November 27, 2024, the supplier assembly process might have damaged the driver airbag. Coupled with a deep fold or crease in the airbag material or positioning of the heat diffuser, the damage could result in a tear during deployment, increasing the risk of injury in a collision.

Correction

Replace the driver airbag.

 **NOTE:** If this bulletin is applicable to the vehicle, perform the correction without any need for inspection.


Correction Description	Correction	Time	
		Model S	Model X
Replace Driver Airbag	S012420001	0.06	0.12

Part Number	Description	Quantity
Parts Required 1965183-00-A	ROUND WHEEL DRIVER AIRBAG – MECHANICAL HORN	1


This part number was current at the time of publication. Use the revisions listed or later, unless otherwise specified in the [Parts Catalog](#).

Procedure

Replace the driver airbag (refer to Service Manual procedure 20010102; [Model S](#), [Model X](#)).

 **NOTE:** The Service Manual procedure mentions the steering yoke, but it is applicable to a steering wheel.

 **WARNING:** Do not install a steering yoke airbag. Use only the round wheel airbag mentioned in this bulletin.

 **WARNING:** Make sure Low Voltage (LV) power has been disconnected for at least 2 minutes before disconnecting the electrical connector from the driver airbag.