



Volvo Car Customer Service

QB Instruction VCC-494157-2

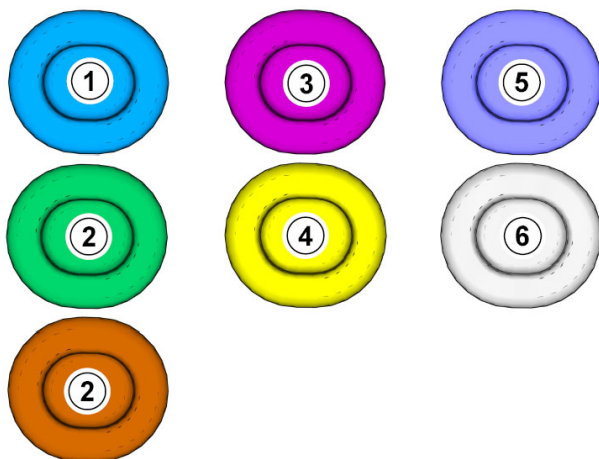
Title	Rear seat, second row	Page	1 (4)
Action	Inspection	Operation number:	99922-2

Issue	Date	Reason
1	2024-11	First issue

Affected vehicles

Model year	Model
2025	EX90

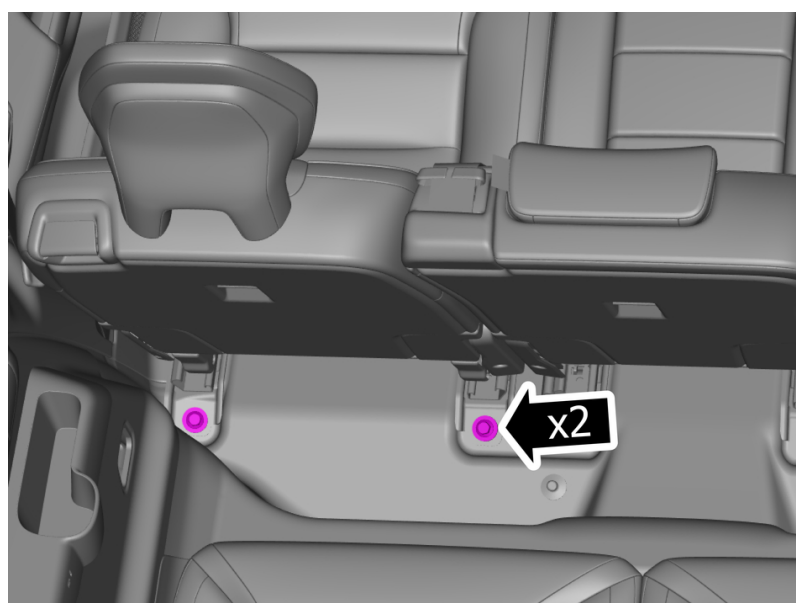
Color symbols



Note! This colour chart displays (in colour print and electronic version) the importance of the different colours used in the images of the method steps.

- 1 . Used for focused component, the component with which you will do something.
- 2 . Used as extra colors when you need to show or differentiate additional parts.
- 3 . Used for attachments that are to be removed/installed. May be screws, clips, connectors, etc.
- 4 . Used when the component is not fully removed from the vehicle but only hung to the side.
- 5 . Used for standard tools and special tools.
- 6 . Used as background color for vehicle components.

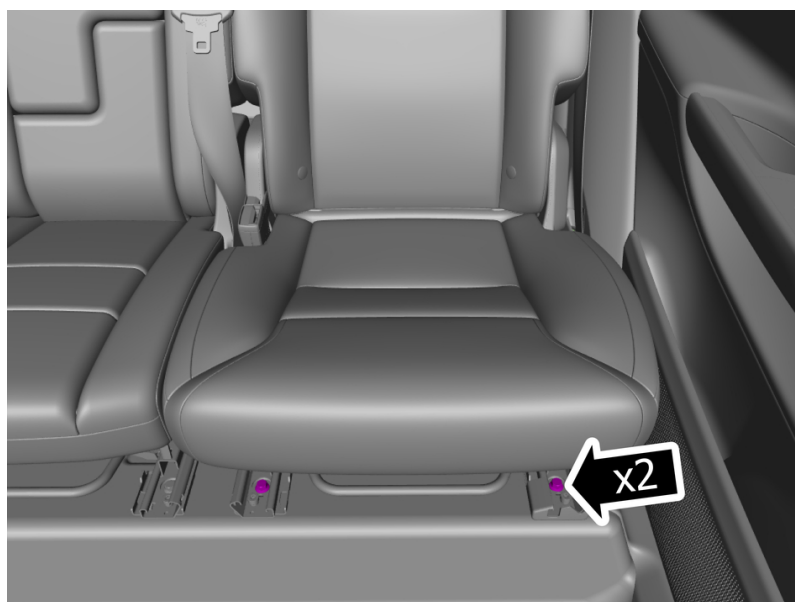
Check/Adjustment



On both sides.

Torque:

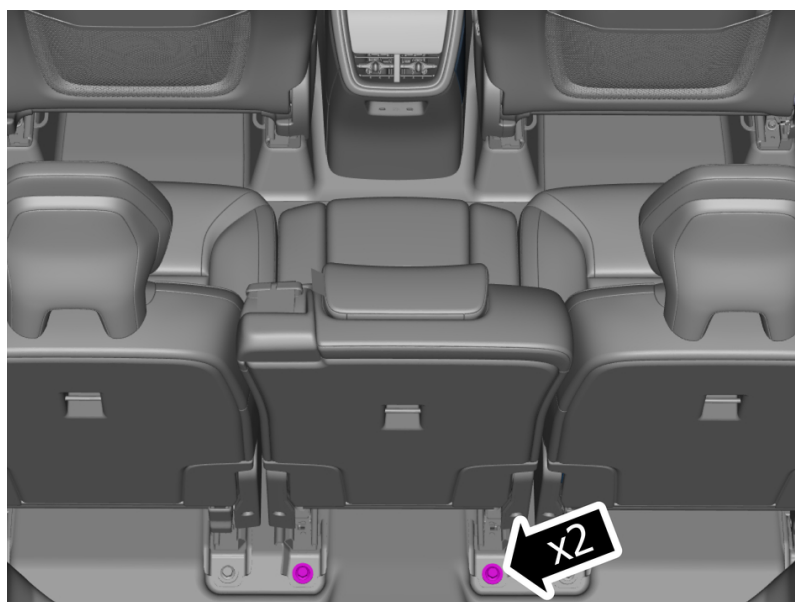
Rear seat, to body , 40 Nm



On both sides.

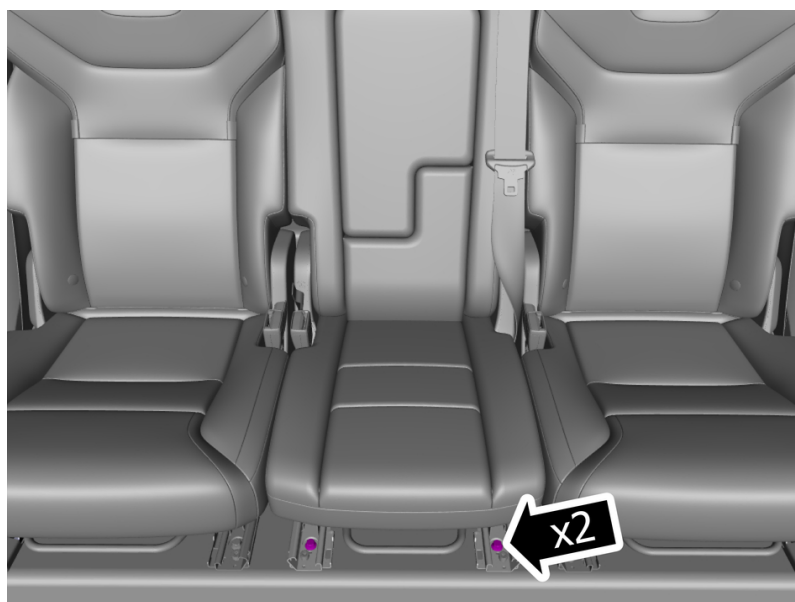
Torque:

Rear seat, to body , 40 Nm



Torque:

Rear seat, to body , 40 Nm

**Torque:**

Rear seat, to body , 40 Nm