


# RECALL 24V776 / 2024-614 REMEDY INSTRUCTIONS

 <b>FOREST RIVER</b>	Make(s): Collins Bus Model(s): Collins Bus units with IMMI Seats with Latch Bar Installed	Repair Code: RC-045-00-01-004333 Allotted Time: .08 HRS. PER SEAT Inspection Code: N/A Allotted Time: N/A
	Model Year(s): 2023 - 2024 Concern: FMVSS nonconformance	Photo(s) Required: NO Prior Authorization Required: YES Part(s) Kit Number: A117296 Part(s) Return: NO, FIELD DESTROY

**Place vehicle in (P) Park and engage the Parking Brake. Block tires/wheels to prevent the vehicle from rolling. Failure to do so may result in personal injury, property damage and/or death.**

Notes: This instructional document is intended to assist Collins Bus distributors, their customers and/or service shops in the proper techniques for repair and maintenance. Issues described in this document may not apply to all Collins Bus units. Authorized technicians will be able to decide whether a unit with similar issues will benefit from the provided information.


Details: Information contained in this document will assist you in removing/installing and torquing IMMI latch bar- child seat tether anchor weldment. Please follow the instructions provided with each picture for details on this repair.



Tools needed: 5/8" Socket, Ratchet, Torque Wrench, 11/ 16" Wrench

Picture showing IMMI seat Latch Bar and location of the two bolts that need to be removed.



## RECALL 24V776 / 2024-614 REMEDY INSTRUCTIONS

 <b>FOREST RIVER</b>	Make(s): Collins Bus Model(s): Collins Bus units with IMMI Seats with Latch Bar Installed	Repair Code: RC-045-00-01-004333 Allotted Time: .08 HRS. PER SEAT Inspection Code: N/A Allotted Time: N/A
	Model Year(s): 2023 - 2024 Concern: FMVSS nonconformance	Photo(s) Required: NO Prior Authorization Required: YES Part(s) Kit Number: A117296 Part(s) Return: NO, FIELD DESTROY




1. Using a 11/16 "wrench and socket remove the bolt/nut completely. Then take the Latch Bar (A116225) off.



2. Put the provided Latch bar (A117296) on the seat rail where you removed the old latch bar. Use the provided 2 bolts ,2 washer and 2 nuts for installing the latch bar. Note: The washer goes between the seat and the latch bar.



## RECALL 24V776 / 2024-614 REMEDY INSTRUCTIONS

 <b>FOREST RIVER</b>	Make(s): Collins Bus Model(s): Collins Bus units with IMMI Seats with Latch Bar Installed	Repair Code: RC-045-00-01-004333 Allotted Time: .08 HRS. PER SEAT Inspection Code: N/A Allotted Time: N/A
	Model Year(s): 2023 - 2024 Concern: FMVSS nonconformance	Photo(s) Required: NO Prior Authorization Required: YES Part(s) Kit Number: A117296 Part(s) Return: NO, FIELD DESTROY

3. Tighten down the bolts to 40 ft lbs. with torque wrench.



Please claim repair code.

We regret the inconvenience this service may cause you. Please be assured that Collins Bus is striving to build our buses with the best value and safety available. Thank you for your cooperation in this matter. If you have questions about anything contained in this document, please contact: (620) 888-3310