
 Remedy available for
 2024-2025 (GG) Dodge Hornet PHEV

 Remedy available for
 2024-2025 (GC) Alfa Romeo Tonale PHEV

Template Version 1.0

Revision	Edition	Detail
4	December 2024	Special Allowance LOP extended through December 2024

SYMPTOM DESCRIPTION

Some of the above vehicles may have been built with a brake pedal assembly that may collapse while braking. A brake pedal that collapses while driving prevents the driver from being able to activate the service brakes which can cause a vehicle crash without prior warning.

Should this happen, the Electronic Park Brake, located on the center console, can be pulled up and held while driving to slow the vehicle to a controlled stop. Additionally, the Automatic Emergency Braking system, unless deactivated, will intervene without further action from the driver when it detects a collision is imminent.

SCOPE

This recall applies only to the above vehicles.

NOTE: Some vehicles above may have been identified as not involved in this recall and therefore have been excluded from this recall.

IMPORTANT:

- Some of the involved vehicles may be in dealer new vehicle inventory. Federal law requires you to complete this recall service on these vehicles before retail delivery. Violation of this requirement by a dealer could result in a civil penalty of up to \$27,168 per vehicle.
- Some of the involved vehicles may be in dealer used vehicle inventory. Dealers should complete this recall service on these vehicles before retail delivery.
- Dealers should also perform this recall on vehicles in for service.

Involved vehicles can be determined by using the VIP inquiry process.

REPAIR TO BE PERFORMED

Add an additional fastener at the location indicated to reinforce the pedal.

ALTERNATE TRANSPORTATION

Dealers should proactively minimize customer inconvenience while the recall repair is being performed. Reference the Goodwill Alternate Transportation Guidelines warranty bulletin link within Recall Central on DealerCONNECT for options to support the customer while their vehicle is in service.

COMPLETION REPORTING / REIMBURSEMENT

Claims for vehicles that have been serviced must be submitted on the DealerCONNECT Claim Entry Screen located on the Service tab. Claims paid will be used by FCA to record recall service completions and provide dealer payments.

Use the following labor operation numbers and time allowances:

Labor Description	Number	Hrs
Install Fastener in Brake Pedal Assembly	05-B7-B1-83	0.2

Additional Special Allowance LOP to be claimed with every non-fleet vehicle repair. Only good for recall repairs performed from **November 19, 2024 – December 31, 2024**.

Labor Description	Number	Amt.
Special Allowance	95-05-19-51	■

SAFETY RECALL

NORTH AMERICA

Brake Pedal



Reference: B7B / NHTSA 24V-752

FCA US LLC

Labor Description	Number	Allowance
Floor Plan Reimbursement	95-95-95-97	Calculate See Below

Floor Plan Reimbursement represents the vehicle's average daily allowance (see table below) multiplied by the number of days the vehicle was in dealer inventory and not available for sale. This reimbursement is limited to the number of days from the date of the stop sale to the date that the remedy was made available. Note: If the vehicle was received by your dealership (KZX date) AFTER the stop sale date, you will use the KZX date instead of the stop sale date. For this Recall, the stop sale was initiated on **10/04/2024** and the remedy was made available on **10/17/2024**, therefore, the number of days cannot exceed **13** days.

Vehicle	Average Daily Allowance
2024-2025 (GG) Dodge Hornet PHEV	██████
2024-2025 (GC) Alfa Romeo Tonale PHEV	██████

Add the cost of the recall parts package plus applicable dealer allowance to your claim.

NOTE: See the Warranty Administration Manual, Recall Claim Processing Section, for complete recall claim processing instructions.

For Mobile Service Reimbursement, dealer to include standard dealer entry and mark-up for parts, standard dealer entry and labor rate for service, as well as the special services code for mobile allowance. The special services LOP will only be paid once per VIN and may NOT be used in coordination with any Alternate Transportation claims. For additional details, reference the Mobile Service Warranty Bulletin (a copy has been linked within Recall Central on DealerCONNECT).

PARTS INFORMATION

Part No.	Qty.	Part Name
CSFSB7B1AA	1	Flat Head Cap Screw - M6-1.0 x 35mm
	1	Nut – Nylock - M6-1.0
	1	Intermediate Shaft Bolt

PARTS RETURN

No parts return required for this campaign.

SPECIAL TOOLS

No Special Tools are required to perform this service procedure.

DEALER NOTIFICATION

To view this notification on DealerCONNECT, select "Global Recall System" on the Service tab, then click on the description of this notification.

OWNER NOTIFICATION / SERVICE SCHEDULING

All involved vehicle owners known to FCA are being notified of the service requirement by first class mail. They are requested to schedule appointments for this service with their dealers. A generic copy of the owner letter is attached.

Dealers are encouraged to consider alternative scheduling and servicing approaches for this recall. This repair does not require hoists or other full service facility special equipment and is a Chrysler Mobile Service approved repair.

VEHICLE LISTS, GLOBAL RECALL SYSTEM, VIP AND DEALER FOLLOW UP

All involved vehicles have been entered into the DealerCONNECT Global Recall System (GRS) and Vehicle Information Plus (VIP) for dealer inquiry as needed.

GRS provides involved dealers with an updated VIN list of their incomplete vehicles. The owner's name, address and phone number are listed if known. Completed vehicles are removed from GRS within several days of repair claim submission.

To use this system, click on the "Service" tab and then click on "Global Recall System." Your dealer's VIN list for each recall displayed can be sorted by: those vehicles that were unsold at recall launch, those with a phone number, city, zip code, or VIN sequence.

Dealers must perform this repair on all unsold vehicles before retail delivery. Dealers should also

Strictly respect STELLANTIS Group safety, cleanliness, and environmental instructions for any vehicle service. Document exclusively reserved for dealer information. Internal distribution to be ensured by dealer. Reproduction forbidden without the written agreement of STELLANTIS Group. (C) 2024 STELLANTIS Group. All Rights Reserved

(djt)

SAFETY RECALL

NORTH AMERICA

Brake Pedal



Reference: B7B / NHTSA 24V-752

FCA US LLC

use the VIN list to follow up with all owners to schedule appointments for this repair.

Recall VIN lists may contain confidential, restricted owner name and address information that was obtained from the Department of Motor Vehicles of various states. Use of this information is permitted for this recall only and is strictly prohibited from all other use.

ADDITIONAL INFORMATION

If you have any questions or need assistance in completing this action, please contact your Service and Parts District Manager.

Customer Services / Field Operations
FCA US LLC.

SERVICE PROCEDURE

Additional anchor application

NOTE: Rotate the steering wheel as necessary to access the intermediate shaft bolt.

NOTE: Do not rotate the steering wheel while the intermediate shaft is removed.

REMOVAL

1. Access the front driver's side area.
2. Unscrew the intermediate shaft universal joint bolt (1) and discard it (Figure 1).
3. Move the intermediate shaft aside to allow access to the pedal area.




Figure 1 – Intermediate Shaft Bolt

WARNING: The fastener must be installed with the screw head facing inboard, and the nut outboard, to create proper clearance to the intermediate shaft.

CAUTION: Follow the instructions in Step 4 and 5 when you have a torque wrench that can be set to 1.5 N·m.

CAUTION: Never apply more torque than prescribed. Even a minimal increase of torque will break the brake pedal.

REFITTING

4. Install the **NEW** nut and **NEW** screw (1) into the hole in the pedal assembly as indicated (Figure 2).
5. Press the screw against the pedal until there is no slack between the screw head and pedal assembly. Drive the nut until the nylon locking material is fully engaged (Figure 2). Tighten the nut to 1.5 N·m (13 in. lbs.).

NOTE: Visually and carefully check at the end of the reworking that there is no damage at the point of application of the bolt.




Figure 2 – Install New Screw

SAFETY RECALL

NORTH AMERICA

Brake Pedal



Reference: B7B / NHTSA 24V-752

FCA US LLC

CAUTION: Follow the instructions in Steps 6 and 7 when you DO NOT have a torque wrench that can be set to 1.5 N-m.

CAUTION: Power tools are not allowed for this operation.

6. Tighten the nut using a 1mm feeler gauge as shown (Figure 3).
7. After the nut is moderately tight against the feeler gage, remove the gage and visually inspect the pedal at the screw and nut surfaces.

NOTE: Visually and carefully check at the end of the reworking that there is no damage at the point of application of the bolt.




Figure 3 – Feeler Gauge




Figure 4 – A Properly Seated Fastener



Figure 5 – An Over Torqued Fastener



Figure 6 – An Under Torqued Fastener

SAFETY RECALL

NORTH AMERICA

Brake Pedal



Reference: B7B / NHTSA 24V-752

FCA US LLC

NOTE: Intermediate shaft bolt torque is critical. Please use care in securing the fastener to the specified torque below.

8. Connect the intermediate shaft to the steering box pinion and tighten the **NEW** pinch bolt (1) to 55 N·m (41 ft. lbs.) (Figure 1).
9. Return the vehicle to the customer.

This notice applies to your vehicle,

[Model Year and Model]

VIN XXXXXXXXXXXXXXXXXXXX

B7B/NHTSA 24V-752

LOGO

VEHICLE PICTURE

YOUR SCHEDULING OPTIONS

1. RECOMMENDED OPTION

Call your authorized Alfa Romeo dealership.

2. Call Alfa Romeo Premium Care at

1-866-932-3881. An agent can confirm part availability and help schedule an appointment.

3. Visit recalls.mopar.com, scan the QR code below, or download the Mopar Owner's Companion App.

QR Code

Get access to recall notifications, locate your Alfa Romeo dealership, and more through this website or Mopar Owner's Companion App. You will be asked to provide your Vehicle Identification Number (VIN) to protect and verify your identity. The last eight characters of your VIN are provided above.

DEALERSHIP INSTRUCTIONS

Please reference Safety Recall B7B.

IMPORTANT SAFETY RECALL

Collapsed Brake Pedal

Dear [Name],

This notice is sent to you in accordance with the National Traffic and Motor Vehicle Safety Act.

FCA US LLC has decided that a defect, which relates to motor vehicle safety, exists in certain [2024 through 2025 (GC) Alfa Romeo Tonale] vehicles.

It is extremely important to take steps now to repair your vehicle to ensure the safety of you and your passengers.

WHY DOES MY VEHICLE NEED REPAIRS?

Your vehicle ^[1] may have been built with a brake pedal assembly that may collapse while braking. **A brake pedal that collapses while driving prevents the driver from being able to activate the service brakes which can cause a vehicle crash without warning.**

Should this happen, the Electronic Park Brake, located on the center console, can be pulled up and held while driving to slow the vehicle to a controlled stop. Additionally, the Automatic Emergency Braking system, unless deactivated, will intervene without further action from the driver when it detects a collision is imminent.

HOW DO I RESOLVE THIS IMPORTANT SAFETY ISSUE?

FCA US LLC will repair your vehicle ^[2] free of charge (parts and labor). To do this, your dealer will reinforce the brake pedal arm by adding a bolt and nut. The estimated repair time is 30 minutes. In addition, your dealer will require your vehicle for proper check-in, preparation, and check-out during your visit, which may require more time. Your time is important to us, so we recommend that you schedule a service appointment to minimize your inconvenience. Ask your dealer for alternate transportation options while your vehicle is in service. Please bring this letter with you to your dealership.

**TO SCHEDULE YOUR FREE REPAIR,
CALL YOUR ALFA ROMEO DEALER TODAY**

WHAT IF I ALREADY PAID TO HAVE THIS REPAIR COMPLETED?

If you have already experienced this specific condition and have paid to have it repaired, you may visit www.fcarecallreimbursement.com to submit your reimbursement request online. ^[3] Once we receive and verify the required documents, reimbursement will be sent to you within 60 days. If you have had previous repairs performed and/or already received reimbursement, you may still need to have the recall repair performed.

We apologize for any inconvenience, but are sincerely concerned about your safety. Thank you for your attention to this important matter.

Customer Assistance/Field Operations
Fiat Chrysler Automobiles US LLC



Mr. Mrs. Customer
1234 Main Street
Hometown, MI 48371

[1] If you no longer own this vehicle, please help us update our records. Call Alfa Romeo Premium Care at 1-866-932-3881 to update your information.

[2] If your dealer fails or is unable to remedy this defect without charge and within a reasonable time, you may submit a written complaint to the Administrator, National Highway Traffic Safety Administration, 1200 New Jersey Ave., S.E., Washington, DC 20590, or you can call the toll-free Vehicle Safety Hotline at 1-888-327-4236 (TTY 1-800-424-9153), or go to safercar.gov.

[3] You can also mail in your original receipts and proof of payment to the following address for reimbursement consideration: FCA Customer Assistance, P.O. Box 21-8004, Auburn Hills, MI 48321-8007, Attention: Recall Reimbursement.

Note to lessors receiving this recall notice: Federal regulation requires that you forward this recall notice to the lessee within 10 days.

This notice applies to your vehicle,

[Model Year and Model]

VIN XXXXXXXXXXXXXXXXXXXX

B7B/NHTSA 24V-752

LOGO

VEHICLE PICTURE

YOUR SCHEDULING OPTIONS

- 1. RECOMMENDED OPTION**
Call your authorized Chrysler / Dodge / Jeep® / RAM/ Dealership.
- 2. Call the FCA Recall Assistance Center at 1-800-853-1403.** An agent can confirm part availability and help schedule an appointment.
- 3. Visit recalls.mopar.com, scan the QR code below, or download the Mopar Owner's Companion App.**

QR Code

Get access to recall notifications, locate your nearest dealer, and more through this website or Mopar Owner's Companion App. You will be asked to provide your Vehicle Identification Number (VIN) to protect and verify your identity. The last eight characters of your VIN are provided above.

DEALERSHIP INSTRUCTIONS

Please reference Safety Recall B7B.

IMPORTANT SAFETY RECALL

Collapsed Brake Pedal

Dear [Name],

This notice is sent to you in accordance with the National Traffic and Motor Vehicle Safety Act.

FCA US LLC has decided that a defect, which relates to motor vehicle safety, exists in certain [2024 through 2025 (GG) Dodge Hornet] vehicles.

It is extremely important to take steps now to repair your vehicle to ensure the safety of you and your passengers.

WHY DOES MY VEHICLE NEED REPAIRS?

Your vehicle ^[1] may have been built with a brake pedal assembly that may collapse while braking. **A brake pedal that collapses while driving prevents the driver from being able to activate the service brakes which can cause a vehicle crash without warning.**

Should this happen, the Electronic Park Brake, located on the center console, can be pulled up and held while driving to slow the vehicle to a controlled stop. Additionally, the Automatic Emergency Braking system, unless deactivated, will intervene without further action from the driver when it detects a collision is imminent.

HOW DO I RESOLVE THIS IMPORTANT SAFETY ISSUE?

FCA US LLC will repair your vehicle ^[2] free of charge (parts and labor). To do this, your dealer will reinforce the brake pedal arm by adding a bolt and nut. The estimated repair time is 30 minutes. In addition, your dealer will require your vehicle for proper check-in, preparation, and check-out during your visit, which may require more time. Your time is important to us, so we recommend that you schedule a service appointment to minimize your inconvenience. Ask your dealer for alternate transportation options while your vehicle is in service. Please bring this letter with you to your dealership.

**TO SCHEDULE YOUR FREE REPAIR,
CALL YOUR CHRYSLER, DODGE, JEEP OR RAM DEALER TODAY**

WHAT IF I ALREADY PAID TO HAVE THIS REPAIR COMPLETED?

If you have already experienced this specific condition and have paid to have it repaired, you may visit www.fcarecallreimbursement.com to submit your reimbursement request online. ^[3] Once we receive and verify the required documents, reimbursement will be sent to you within 60 days. If you have had previous repairs performed and/or already received reimbursement, you may still need to have the recall repair performed.

We apologize for any inconvenience, but are sincerely concerned about your safety. Thank you for your attention to this important matter.

Customer Assistance/Field Operations
FCA US LLC



Mr. Mrs. Customer
1234 Main Street
Hometown, MI 48371

[1] If you no longer own this vehicle, please help us update our records. Call the FCA Recall Assistance Center at 1-800-853-1403 to update your information.

[2] If your dealer fails or is unable to remedy this defect without charge and within a reasonable time, you may submit a written complaint to the Administrator, National Highway Traffic Safety Administration, 1200 New Jersey Ave., S.E., Washington, DC 20590, or you can call the toll-free Vehicle Safety Hotline at 1-888-327-4236 (TTY 1-800-424-9153), or go to safercar.gov.

[3] You can also mail in your original receipts and proof of payment to the following address for reimbursement consideration: FCA Customer Assistance, P.O. Box 21-8004, Auburn Hills, MI 48321-8007, Attention: Recall Reimbursement.

Note to lessors receiving this recall notice: Federal regulation requires that you forward this recall notice to the lessee within 10 days.