

RECALL 24V489 / 2024-373 REMEDY INSTRUCTIONS



Make(s): MANY, SEE BELOW
Model(s): MANY, SEE BELOW
Model Year(s): 2024 - 2025

Concern:

The Lippert Ladder Receiver mounted to the rear wall may have been inconsistently installed, missing the intended backer.

Repair Code: RC-076-09-00-004568
Allotted Time: 3.00 HRS.
Inspection Code: RC-076-05-00-004567
Allotted Time: .30 HRS.

Photo(s) Required: YES, PRE & POST
Prior Authorization Required: YES
Part(s) Kit Number: F100622825
Part(s) Return: N/A

Turn off LP Gas at LPG Tank(s). Place vehicle in (P) Park and engage the Parking Brake. Disconnect the vehicles' battery Positive and Negative, disconnect any House battery(s) Positive and Negative, if equipped with a generator ensure it is off and lastly, ensure the vehicle is disconnected from shore power. Block any tires/wheels to prevent the vehicle from rolling. Failure to do so may result in electrocution, fire or other personal injury, property damage and/or death.

CERTAIN 2024 – 2025 – CROSS TRAIL: C2C20BHTA, C2C20CBTA, C2C24FLM, C2C24FLMA & C2C26XGF45

F100622825 – PARTS KIT NUMBER

INSPECT:

STEP 1: LOCATE LCI LADDER RECEIVER ON THE REAR OF THE VEHICLE;

STEP 2: MEASURE LOCATION FROM BOTTOM OF THE REAR WALL TO THE BOTTOM OF THE LCI LADDER RECEIVER;

- TAKE A PHOTO OF THIS DIMENSION – REQUIRED FOR CLAIM;
- REFERENCE THE INCLUDED PRINT PER MODEL SHOWING THE PROPER MEASURING TECHNIQUE;
- IF LADDER RECEIVER IS INCORRECTLY LOCATED, MOVE TO REMEDY;

STEP 3: MEASURE LOCATION FROM THE SIDE WALL EDGE (CLOSEST) TO THE SIDE EDGE OF THE LCI LADDER RECEIVER;

- TAKE A PHOTO OF THIS DIMENSION – REQUIRED FOR CLAIM;
- REFERENCE THE INCLUDED PRINT PER MODEL SHOWING THE PROPER MEASURING TECHNIQUE;
- IF LADDER RECEIVER IS INCORRECTLY LOCATED, MOVE TO REMEDY;

REMEDY:

STEP 1: REMOVE FASTENERS FROM LADDER RECEIVER;

- DISCARD FASTENERS – DO NOT REUSE;

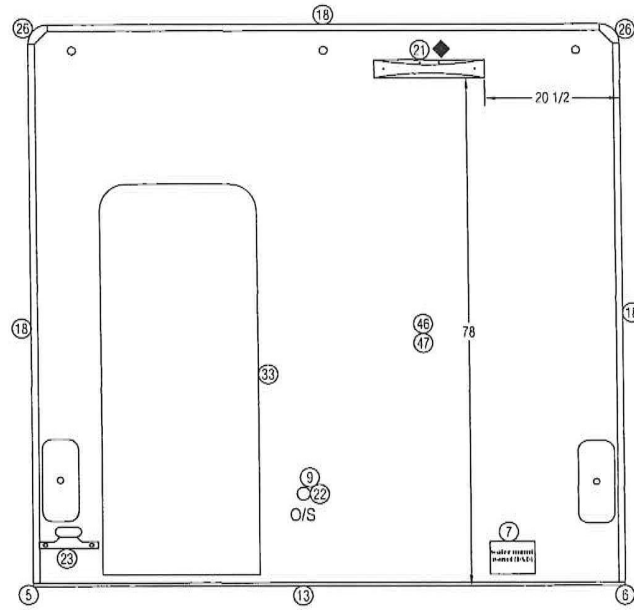
STEP 2: INSTALL LADDER RECEIVER ACCORDING TO THE INCLUDED PRINTS;

- ENSURE TO LOCATE THE RECEIVED ACCORDING TO THE PRINT BY MODEL;
- ENSURE TO APPLY BUTYL TAPE TO HOLES TO SEAL FASTENERS;

STEP 3: PERFORM BODY WORK TO PATCH HOLES IN FIBERGLASS;

STEP 4: CLAIM REPAIR CODE.

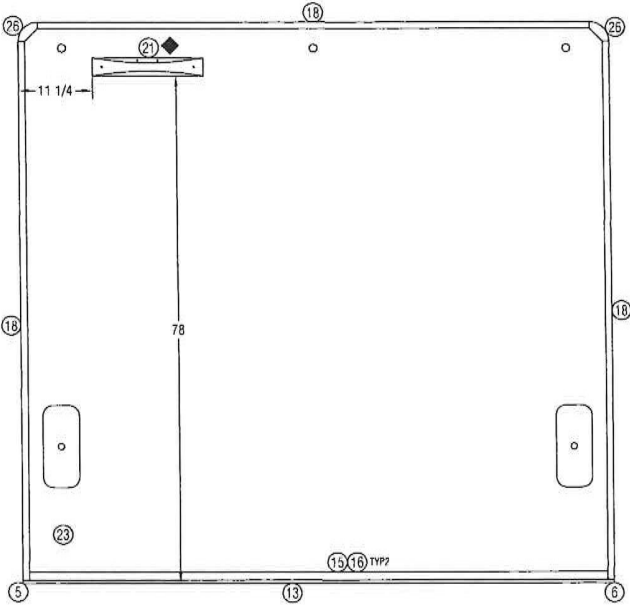
THIS DRAWING AND THE INFORMATION CONTAINED THEREON ARE THE EXCLUSIVE PROPERTIES OF COACHMEN RV. IT SHALL NOT BE COPIED OR DUPLICATED IN ANY MANNER WITHOUT OUR WRITTEN CONSENT.		REV	CHANGE DESCRIPTION	BY	DATE	PCR
		-	MODEL CHANGE WAS F100364976	-	-	MC2025
		A	ADD BRACKET AND DIM. FOR LUPPERT LADDER PCM	-	7/1/24	PCR 3803



©2019 COACHMEN RV

QUANTITY		REF. NO.	PART NO.	MATERIAL OR PART DESCRIPTION	
		WT IN LBS		CLASS CODE	
TOLERANCE UNLESS OTHERWISE SPECIFIED		DATE	DATE	COACHMEN R.V. A DIVISION OF FOREST RIVER, INC.	
WOOD	OTHER	REM	04/18/2024	NAME EXTERIOR PARTS, 20BH	
CT 20BH				SCALE	DRAWING # F100546856
USED ON				DO NOT SCALE	REV A
					SHEET 2 OF 3

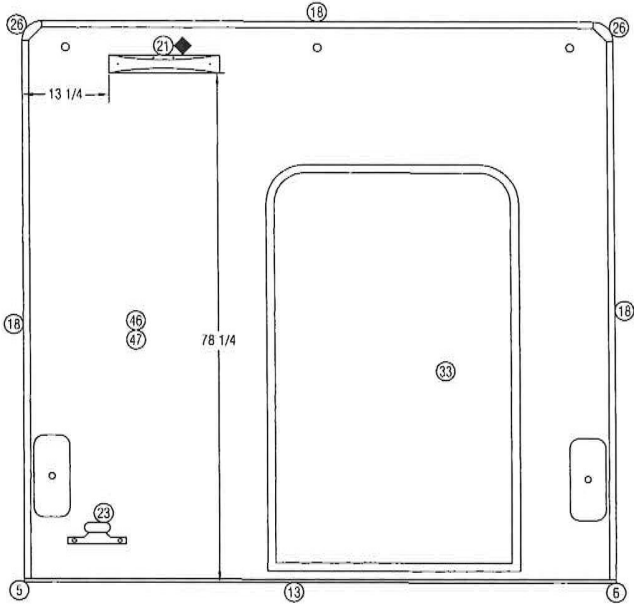
REV	CHANGE DESCRIPTION	BY	DATE	PCR
1	MODEL CHANGE WAS F10020285R	-	-	MC2025
A	ADD BRACKET AND DIM. FOR UPPER LADDER REM	7/7/24	PCR 3803	



©2021 COACHMEN RV

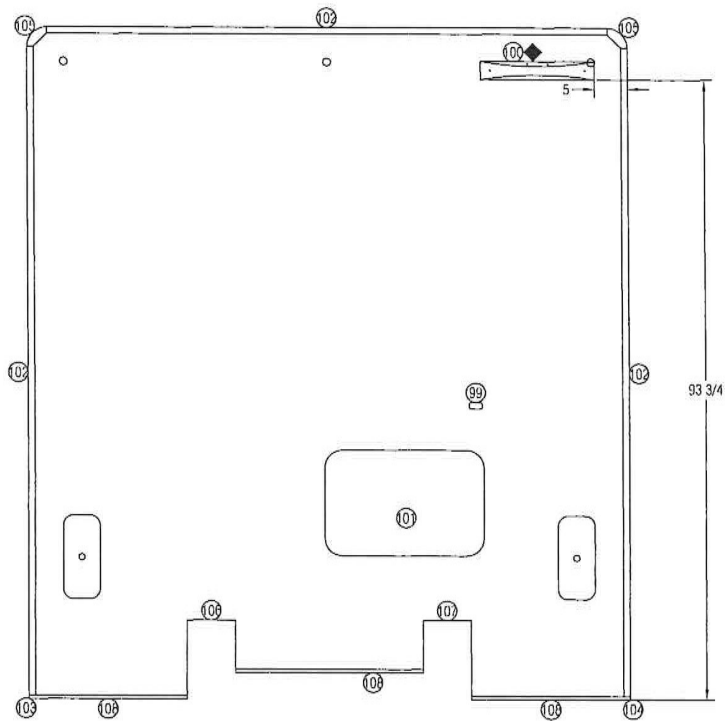
QUANTITY	REF. NO.	PART NO.	MATERIAL OR PART DESCRIPTION
WOOD	OTHER	REM 04/17/2024	COACHMEN R.V. A DIVISION OF FOREST RIVER, INC.
CT 20XG / MM	USED ON	DO NOT SCALE	EXTERIOR PARTS, CROSS TREK
± 1/8"	± 1/16"	SCALE	DRAWING # F100546855
± .125"	± .063"	DO NOT SCALE	REV A
± 1°	± .5°		SHEET 2 OF 3

THIS DRAWING AND THE INFORMATION CONTAINED THEREON ARE THE EXCLUSIVE PROPERTIES OF COACHMEN RV. IT SHALL NOT BE COPIED OR DUPLICATED IN ANY MANNER WITHOUT OUR WRITTEN CONSENT.		REV	CHANGE DESCRIPTION	BY	DATE	PCR
		1	MODEL CHANGE WAS F100404104	-	-	MC2025
		A	ADD BRACKET AND DIM. FOR LIPPERT LADDER	REM	7/1/24	PCR 38013



QUANTITY		REF NO.	PART NO.	MATERIAL OR PART DESCRIPTION	
		WIT IN LBS		CLASS CODE:	
TOLERANCE UNLESS OTHERWISE SPECIFIED		DATE	DATE	COACHMEN R.V. A DIVISION OF FOREST RIVER, INC.	
WOOD	OTHER	R/M	04/17/2024	EXTERIOR PARTS, 21XG	
± 1/8"	± 1/16"	APPROX	DATE	SCALE	DRAWING #
± .125"	± .063"				F100546857
± 1"	± .5"			DO NOT SCALE	REV
				SHEET 2 OF 3	

THIS DRAWING AND THE INFORMATION CONTAINED THEREON ARE THE EXCLUSIVE PROPERTIES OF COACHMEN RV. IT SHALL NOT BE COPIED OR DUPLICATED IN ANY MANNER WITHOUT OUR WRITTEN CONSENT.		REV	CHANGE DESCRIPTION	BY	DATE	PCR
		1	REPLACES F100412882	-	-	MC2025
		A	ADD BRACKET AND DIM. FOR LIPPERT LADDER REM	7/1/24	PCR 3803	

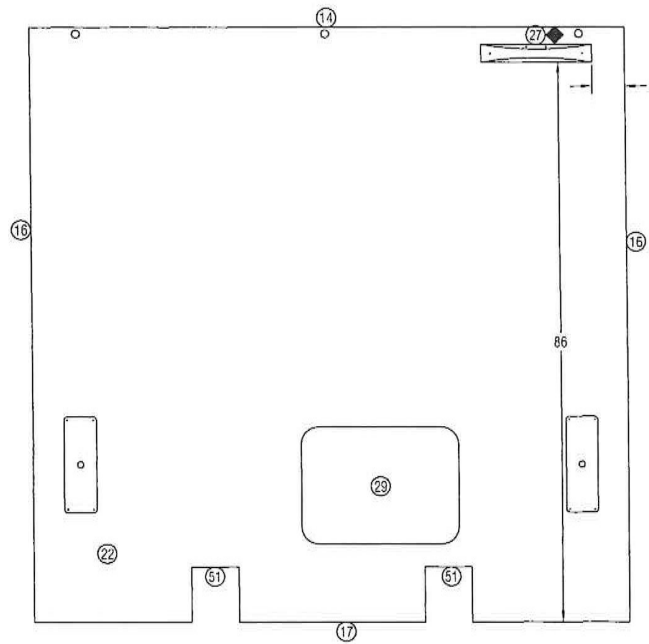


7'	108	F100065882	MLDG, K155 ROOF EDGE W/ CRVD LEG NO INSRT
1	107	F100163587	BEZEL, BUMPER EXTENSION - RH, ABS (GRAY)
1	106	F100163586	BEZEL, BUMPER EXTENSION - LH, ABS (GRAY)
2	105	F100110398	TOP CORNER TRIM, LH/RH
1	104	F100110460	BOTTOM CORNER TRIM - RH
1	103	F100110399	BOTTOM CORNER TRIM - LH
5	102	F100005081	MLDG, K107 ROOF EDGE W/INSERT 12 GRAY
1	101	F100332687	DOOR, ACCESS 24W X 18H TH 1K2T1FP RC 600 GRAY
1	100	F100330300	LIPPERT LADDER BRACKET
1	99	F100051946	MAGNET, DOOR HOLD

		X	CONSTANT	SINGLE PANE WINDOWS
QUANTITY	REV	PART NO.	MATERIAL OR PART DESCRIPTION	
		WT IN LBS	CLASS CODE	
TOLERANCE UNLESS OTHERWISE SPECIFIED		DATE	COACHMEN R.V.	
		DATE	A DIVISION OF FOREST RIVER, INC.	
		DATE	NAME	
		DATE	EXTERIOR PARTS, 24FL	
		DATE	SCALE	
		DATE	DRAWING #	
		DATE	F100546858	
		DATE	DO NOT SCALE	
		DATE	SHEET	
		DATE	2 OF 3	

©2024 COACHMEN RV

THIS DRAWING AND THE INFORMATION CONTAINED THEREON ARE THE EXCLUSIVE PROPERTIES OF COACHMEN RV. IT SHALL NOT BE COPIED OR DUPLICATED IN ANY MANNER WITHOUT OUR WRITTEN CONSENT.		REV	CHANGE DESCRIPTION	BY	DATE	PCR
-	MODEL CHANGE REPLACES F100338142	-	-	-	-	MC2025
A	ADD BRACKET AND DIM. FOR UPPER LADDER	REM	7/1/24	PCR	3903	



©2021 COACHMEN RV.

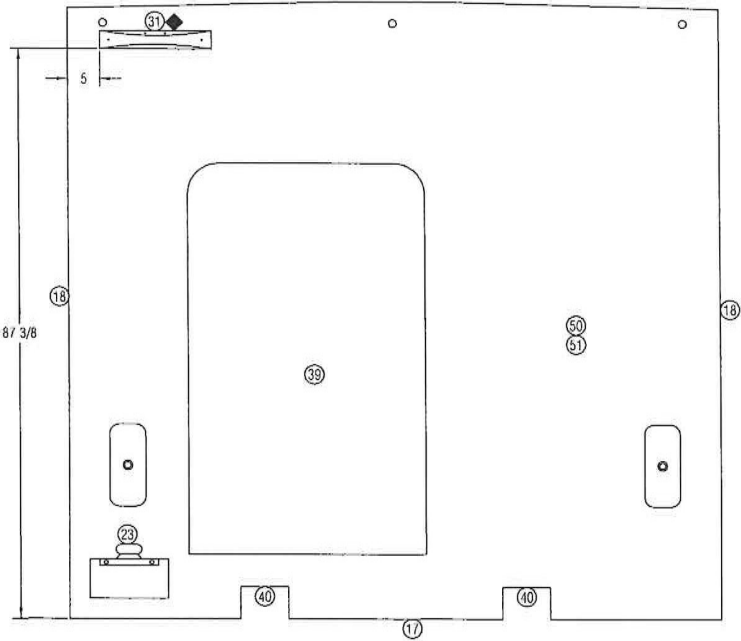
CTL 20CB-XL
USED ON

QUANTITY	REF NO.	PART NO.	MATERIAL OR PART DESCRIPTION
TO DIMENSION UNLESS OTHERWISE SPECIFIED	WT IN LBS	CLASS CODE:	
WOOD	OTHER	DATE	COACHMEN R.V.
± 1/8"	± 1/16"	REM 04/24/2024	A DIVISION OF FOREST RIVER, INC.
± .125"	± .063"	DATE	EXTERIOR PARTS, CTL 20CB
± 1°	± .5°	SCALE	
		DO NOT SCALE	
		DRAWING #	F100546859
		SHEET	2 OF 3

REV

A

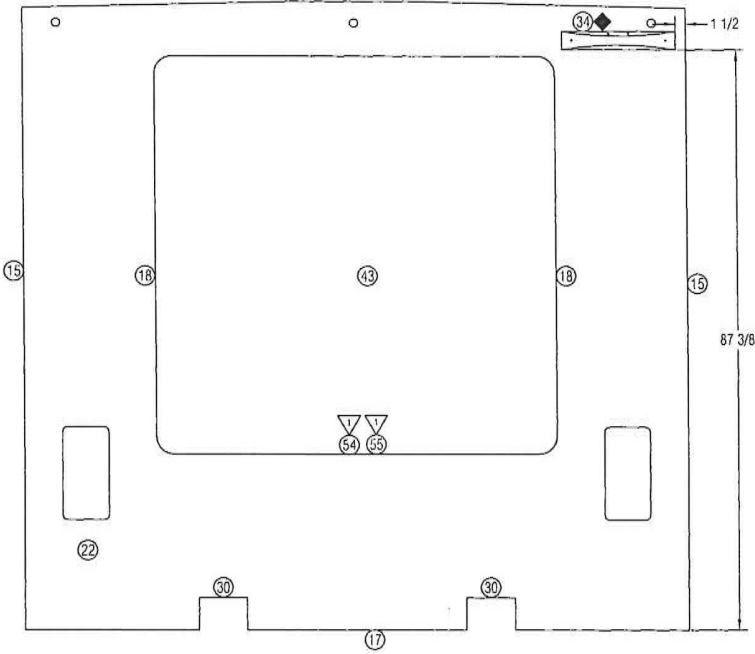
THIS DRAWING AND THE INFORMATION CONTAINED THEREON ARE THE EXCLUSIVE PROPERTIES OF COACHMEN RV. IT SHALL NOT BE COPIED OR DUPLICATED IN ANY MANNER WITHOUT OUR WRITTEN CONSENT.	REV	CHANGE DESCRIPTION	BY	DATE	PCR
	LVL	WAS F100328612			MC2024
	A	ADD BRACKET AND DIM. FOR LIPPERT LADDER	REM	7/7/24	PCR 3803



		QUANTITY		REF. NO. WT IN LBS	PART NO.	MATERIAL OR PART DESCRIPTION	
		TO FRAMER UNLESS OTHERWISE SPECIFIED				CLASS CODE	
		WOOD	OTHER	ERFON	DATE	COACHMEN R.V. A DIVISION OF FOREST RIVER INC.	
		± 1/8"	± 1/16"	REM	4/23/2024	EXTERIOR PARTS	
		± .125"	± .063"	APPROV	DATE	SCALE	
CT 22XG XL/MM		± 1"	± .5"			DRAWING # F100546965	
USED ON						REV A	
						SHEET 2 OF 3	

NOTES:
1.INSTALLED TO BOTTOM AND INSIDE OF DOOR FRAME

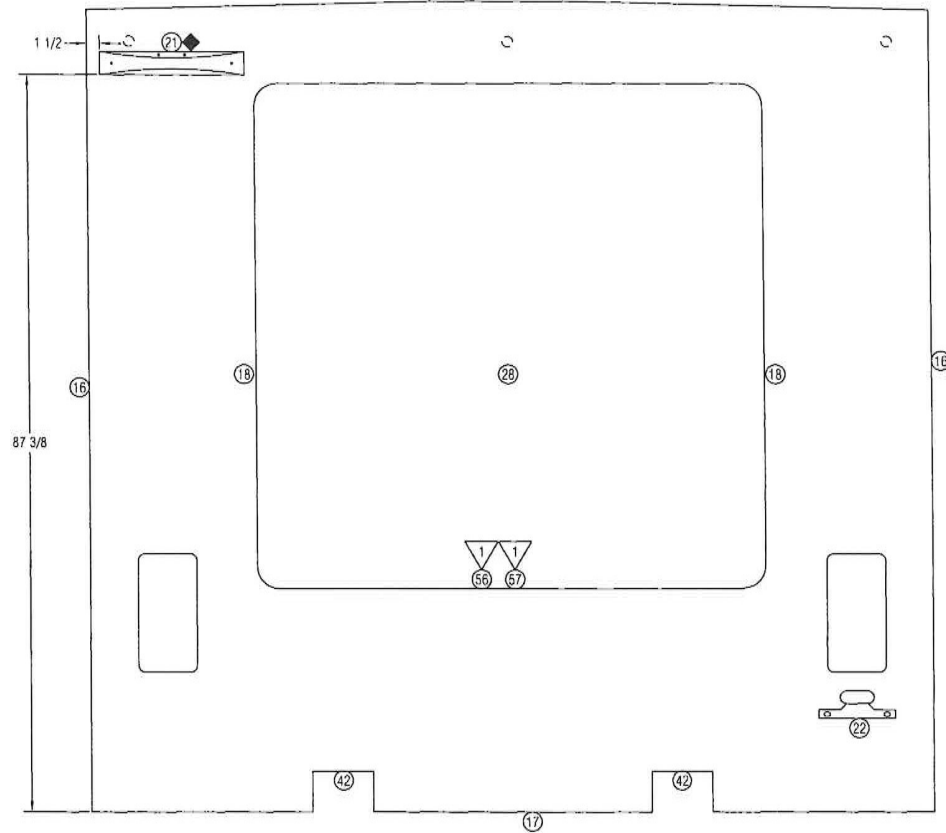
THIS DRAWING AND THE INFORMATION CONTAINED THEREON ARE THE EXCLUSIVE PROPERTIES OF COACHMEN RV. IT SHALL NOT BE COPIED OR DUPLICATED IN ANY MANNER WITHOUT OUR WRITTEN CONSENT*	REV	CHANGE DESCRIPTION	BY	DATE	PCR
	-	WAS F100328614	-	-	MC2025
	A	ADD BRACKET AND DIM. FOR LIPPERT LADDER	REM	7/1/24	PCR 380



QUANTITY	REV	PART NO.	MATERIAL OR PART DESCRIPTION
	WT IN LBS		CLASS CODE:
TOLERANCE UNLESS OTHERWISE SPECIFIED	DATE	DATE	COACHMEN RV
WOOD OTHER	REM	04/23/2024	A DIVISION OF FOREST RIVER INC
± 1/8" ± 1/16"	APPRO	DATE	NAME
± .125" ± .063"			EXTERIOR PARTS
± 1" ± .5"			SCALE
CT 23 XG/MM			DO NOT SCALE
USED ON			DRAWING #
			F100546966
			SHEET 2 OF 3

NOTES:
1. INSTALL TO BOTTOM AND INSIDE OF DOOR FRAME

REV	CHANGE DESCRIPTION	BY	DATE	PCR
1	WAS F100378616			MC2024
A	ADD BRACKET AND DIM. FOR LIPPERT LADDER	REM	1/1/24	PCR 3803



©2020 COACHMEN RV

QUANTITY	REF. NO.	PART NO.	MATERIAL OR PART DESCRIPTION
TOLERANCE UNLESS OTHERWISE SPECIFIED	QTY IN LBS	DATE	CLASS CODE
WOOD	OTHER	04-23-2004	NAME
± 1/8"	± 1/16"	APPROV	DATE
± .125"	± .063"	SCALE	DO NOT SCALE
CT 26 XG/MM	USED ON	± 1"	± .5"

COACHMEN RV
A DIVISION OF FOREST RIVER INC.
EXTERIOR PARTS

DRAWING #
F100546967
SHEET 2 OF 3