



GROUP	MODEL
Safety Recall Campaign	2024MY Sorento (MQ4a)
NUMBER	DATE
SC309	April 2024

SAFETY RECALL CAMPAIGN

MDPS WIRE HARNESS

INSPECTION AND REPAIR (SC309)

SUBJECT:

This bulletin provides information to inspect Motor Driven Power Steering (MDPS) main wire harness retaining clip location and, if necessary, repair or replace the MDPS wire harness on certain 2024MY Sorento (MQ4a) vehicles produced from January 7, 2024 through February 28, 2024. The MDPS wire harness may become damaged due to improper assembly by the supplier. This may result in either a reduction or loss of power steering assist. A loss of power steering assist requires higher steering effort by the driver, especially at low speeds, which increases the risk of a crash.

The replacement wire harness assembly is not yet available. When it becomes available, this TSB will be updated with the part and labor op code information accordingly. Before conducting the procedure, verify that the vehicle is included in the list of affected VINs.




NOTICE

There is no charge to the vehicle owner for this repair. Under applicable law, you may not sell or otherwise deliver any affected vehicle until it has been repaired pursuant to the procedures set forth in this bulletin.

Repair status for a VIN is provided on KDealer+ (Service → Warranty Coverage → Warranty Coverage Inquiry → Campaign Information). Not completed Recall / Service Action reports are available on KDealer+ (Consumer Affairs → Not Completed Recall → Recall VIN → Select Report), which includes a list of affected vehicles.

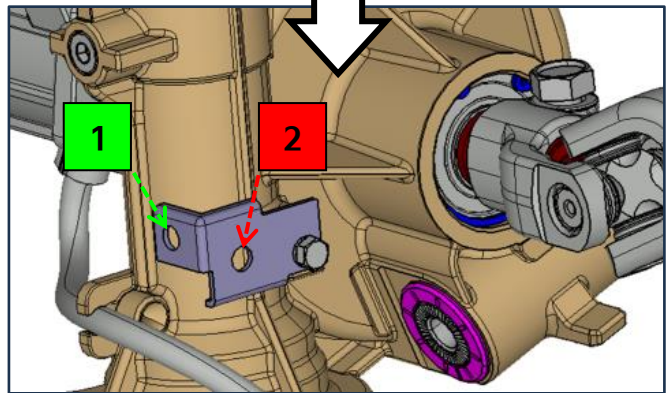
Inspection Procedure:

1. Under the dash (driver side) lower crash pad, locate the steering wire harness and the "L" bracket shown.




NOTE: The "L" bracket has two holes.


2. Confirm the steering harness clip location:
 1. Correct location (OK)
 2. Incorrect location (NG)



- If the harness is secured to the correct (OK) bracket hole (1), then no further action is required.



- If the harness is secured to the incorrect (NG) bracket hole (2), proceed to the 'Repair Procedure' on page 3.



SUBJECT:

MDPS WIRE HARNESS INSPECTION AND REPAIR (SC309)

Repair Procedure:


- Using a pair of thin pliers, press in the harness clip tabs from behind to detach the clip from the incorrect "L" bracket hole location (2).

 NOTICE

Refer to the 'Inspection Procedure' "L" bracket locations 1 & 2 on page 2.

- Relocate the clip by inserting and securing it into the correct "L" bracket hole (1) location.

NOTE: Push in and pull 2-3 times to confirm it is clipped in securely.



- If minor damage to the wire harness insulated wrapping is present (as shown), use a 6" inch strip of Tesa (or 3M vinyl) electrical tape to repair and insulate the open area.



- If major damage to the wire harness insulated wrapping/wires is present (as shown), park the vehicle until the replacement wire harness assembly becomes available.



- If no damage to the wire harness insulation is present, no further action is required.



SUBJECT:

MDPS WIRE HARNESS INSPECTION AND REPAIR (SC309)**AFFECTED VEHICLE RANGE:**

Model	Production Date Range
Sorento (MQ4a)	January 7, 2024 to February 28, 2024

REQUIRED PART:

Part Name	Part Number	Figure	Qty.
Main Wire Harness	TBD	N/A	1

WARRANTY INFORMATION:**N Code: N99 C Code: C99**

Claim Type	Causal P/N	Qty.	Repair Description	Labor Op Code	Op Time	Replacement P/N	Qty.
R	91150 R5010	0	(SC309) Wire Harness Inspection (OK)	241A1710	0.2 M/H	N/A	0
			(SC309) Wire Harness Inspection (NG) + Harness Clip Relocation	241A1711	0.2 M/H		
			(SC309) Wire Harness Inspection (NG) + Harness Clip Relocation + Insulation Repair	241A1712	0.4 M/H		
			(SC309) Wire Harness Inspection (NG) + Harness Clip Relocation + Main Harness Replacement	TBD	-	TBD	-

Note: Refer to Warranty Bulletin 2024-26 for claim submission procedures. Use sublet code 'X2' for 3 day rental reimbursement if vehicle is to be parked, waiting for a wire harness assembly replacement.

NOTICE

VIN inquiry data for this repair is provided for tracking purposes only. Kia retailers should reference **SC309** when accessing the KDealer+ system.