



SIB 34 04 23

2024-07-02

RECALL 24V-104: INTEGRATED BRAKE SYSTEM (IB)

RECALL 24V-104: INTEGRATED BRAKE SYSTEM (IB)

This Service Information Bulletin (Revision 8) replaces SI B34 04 23 **dated May 2024**.

Please perform the procedure outlined in this Service Information on all affected vehicles before customer delivery. In the event the customer has already taken delivery of the vehicle, please perform the procedure the next time the vehicle is in the shop if the campaigns have a status of remedy available. Otherwise, please release the vehicle.

<input type="checkbox"/>	THIS REPAIR IS MOBILE FRIENDLY
--------------------------	--------------------------------

What's New:

- Part Information- new part numbers

MODEL

F95 LCI (X5 M Sports Activity Vehicle)	F96 LCI (X6 M Sports Activity Coupe)	G05 LCI (X5 Sports Activity Vehicle)	G06 LCI (X6 Sports Activity Coupe)
G07 LCI (X7 Sports Activity Vehicle)	G09 (XM Sports Activity Vehicle)	G60 (5 Series Sedan & i5 Sedan)	G70 (7 Series Sedan & i7 Sedan)
U11 (X1 Sports Activity Vehicle)			

AFFECTED VEHICLES

Vehicles which require this campaign to be completed will show it as “Open” when checked either in AIR, AWP, Campaign Summary, or Warranty Vehicle Inquiry.

Please make sure you check your dealer inventory as soon as possible. As of December 21, 2023, you can see a list of affected vehicles in Inventory Campaign Details (ICD) under ROSS.

SITUATION

In very rare cases, brake assistance and brake assistance systems may fail.

The brake warning lamps light up and the following check control message appears:

“Continuation is possible. Braking system and driving stabilization. Avoid abrupt braking as much as possible. Drive moderately. Higher pedal force may be required for braking. Have it checked by the nearest service partner.”

CAUSE

The Integrated Brake (IB) may not have been produced by the supplier according to specifications, and therefore may not function properly.

CORRECTION

Replace the Integrated Brake, aka brake booster or power brake.

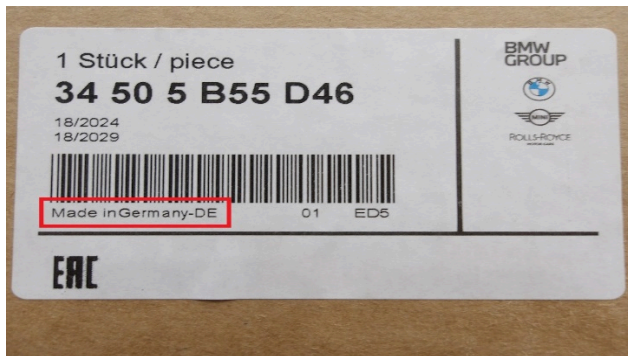
***Important Note: An Affected Vehicle MUST have a minimum of 170 accumulated miles prior to performing this Recall repair.**

If the Affected Vehicle has less than 170 miles, drive the vehicle to reach the required minimum accumulated vehicle mileage (See below Claim Information section below for additional information).

Reminder: The total accumulated mileage on “new in-stock vehicles” (with no in-service date) cannot exceed 299 miles.

PROCEDURE

Prior to removing an IB from the vehicle, an inspection process of the new part must be performed




Determine the country of manufacturer of the component. If made in the USA proceed with the installation.

The following process only applies to service parts from production “Made in Germany DE” as shown in the red box on the parts label.

Inspection procedure applies to the service parts **without** a green dot on the label and IB.

Note: Label photo is example showing manufacturing location and may not reflect the part number you received.




Replacement Part WITH a Green Dot

When the part has a “green dot” on the label and on the part itself, as indicated by the red arrows shown in the pictures, the part has already been checked and is OK for use.

Note: Green dots must be in the designated areas as indicated by the arrows in the photos. Green dots in any other area must be ignored.

If there is no “green dot,” proceed to the next step.



Replacement Part **WITHOUT** a Green Dot

For service parts **without** the green dot:

1. Place the IB on a solid surface.
2. Set a torque wrench to the first mounted blind plug and open it with the defined torque.

Defined torque

2a) M10 (plug #2 and #4) max 40 Nm.

2b) M12 (plug #1 and #3) max 20 Nm.

3. Using the defined torque wrench setting, remove the remaining plugs (2,3,4).

Note: If one plug is opening with a torque value higher than indicated, the part is not OK

4. The part is OK if the plugs open with a lower torque than the defined values.

5. Higher torque, Damage threads:

No = Continue to step 6

Yes = Proceed to Parts Claim Information below to re-order

6. Inspect and clean the IB bores and brake line connections.

7. Install the IB as per REP34 51 601 "Replacing hydraulic unit".

Note: The wheel circuit connections must be properly torqued and inspected for leaks as per the repair instructions.

Note: When removing the brake pedal, be particularly careful as not to damage the retaining lugs on the holding clip.

PARTS INFORMATION

Use and invoice the applicable part numbers below.

Refer to the weekly Parts Matrix for the most up-to-date ordering information.

Series	Part Numbers	Description	Quantity
U11	34 50 5A8D899	Power brake	1

Copyright ©2024 BMW of North America, Inc.

	34 50 5B55D46	Power brake	1
	34 50 5A59585	Brake booster seal	1
	07 11 9905374	Self-locking collar nut	2
	07 11 9904670	Self-locking collar nut	1
	07 11 9905147	hexagonal screw with disc	1
F95, F96, G05, G06, G07, G09	34 50 5A8D8E0	Power brake	1
	OR		
	34 50 5B55D49	Power brake	1
	34 51 6893390	Brake booster seal	1
	07 14 6890655	Self-locking collar nut	2
G60	34 50 5A8D8B9	Power brake	1
	34 51 6893390	Brake booster seal	1
	07 14 9904295	Self-locking collar nut	2
	51 71 6966566	Hexagonal screw with flange	Up to 4 Depending on type of strut brace
	51 64 8076922	Hexagonal screw with disc	Up to 4 Depending on type of strut brace
G70	34 50 5A8D8A9	Power brake	1
	OR		
	34 50 5B55D48	Power brake	1
	34 51 6893390	Brake booster seal	1
	07 14 9904295	Self-locking collar nut	2
	51 71 6966566	Hexagonal screw with flange	Up to 4 Depending on type of strut brace
	51 64 8076922	Hexagonal screw with disc	Up to 4 Depending on type of strut brace

Sublet – Bulk Supply Materials

Part Number	Description	Quantity
81 22 0142156	Brake fluid DOT 4 (DN = 12 oz bottle)	Sublet as needed
Or:		
81 22 5b43922	Brake fluid DOT 4, LV (DN = 1/10 liter)	Sublet as needed
83 19 2451316	BMW Group Non-Chlorinated Brake Parts Cleaner- 10% VOC - (15 oz)	Sublet as needed

PARTS CLAIM INFORMATION



For parts that are not OK, torque higher than indicated value, thread damage or metallic particles inside:

- All plugs must be installed and tightened to 10 Nm to avoid leakage in the return process
- Claim the not OK part via the normal parts claim procedure using YR26
- Put TECIBS and the serial number in the comments field
- Claim the part failure with description defined tripping torque exceeded or optical damage or contamination has been detected in the connection
- If the part was found to have good torque values but optical contaminations (thread area), please attach photos of the damage/contamination and identify which hole this defect was found
- Re-open the Recall IDS Ticket with the Claim number and a replacement part will be ordered for you

CLAIM INFORMATION

Vehicle Programming and Encoding

During this workshop visit, the affected vehicle may also show one or more programming and encoding Technical Campaign repairs open, the programming and encoding procedure may only be invoiced one time.

After replacing the integrated braking system (IB), select this open Technical Campaign to perform and submit for updating the vehicle to a required I-level or higher, when applicable (Includes labor operation codes 00 00 006/556, 61 21 528 and 61 00 730).

Please be sure to also perform any additional before and/or after work (including attaching labels) as required by the other open campaigns on the vehicle. Close any remaining open programming and encoding Campaign repairs as outlined in the corresponding Service Information Bulletin.

As determined by the above, reimbursement for this Recall will be via normal claim entry utilizing the applicable work package information below and the part numbers listed above that apply.

Repair Code:	0034670200	Fx Gx Ux Replacing integrated braking system
--------------	------------	--

Below are the special flat rate labor operation code choices for this action.

Completion before the first vehicle delivery to a customer or the vehicle is already in the workshop.

Work Pkg	Labor Operation	Description (Plus work)	Labor Allowance
# 1	00 75 852	Replace the integrated braking system (IB), program and encode the vehicle control units, includes Carrying out vehicle test (00 00 556/61 21 528)	As applicable
Or:			
# 2	00 75 853	Replace the integrated braking system (IB) (Programming and encoding the vehicle	As applicable

	control units was performed in conjunction with another campaign/repair during the same workshop visit	
--	---	--

Or:

The vehicle arrives at your center and this Recall shows open (No other Main work will be performed or claimed during this workshop visit).

Work Pkg	Labor Operation	Description (Main work)	Labor Allowance
# 3	00 75 268	Replace the integrated braking system (IB), program and encode the vehicle control units, includes Carrying out vehicle test (00 00 006/61 21 528)	As applicable
Or:			
# 4	00 75 269	Replace the integrated braking system (IB) (Programming and encoding the vehicle control units was performed in conjunction with another campaign/repair during the same workshop visit)	As applicable

And, when required:

Added Work	Labor Operation	Description	Labor Allowance
For WP #1 - 4	34 99 000	Additional work: Work time for the inspection procedure when the replacement service part is WITHOUT a “green dot” as described in the procedure section.	1 FRU

Only one of the flat rate labor operation codes listed above can be used for claim submission/reimbursement purposes. Also, only one Main work flat rate labor operation code can be claimed per workshop visit.

Claim Repair Comments

Only reference the SIB number and the work package (Pkg) number performed in the technician’s RO notes and in the claim comments (For example: B34 04 23 WP 1), unless otherwise required by State law.

Additionally, include a statement if the “non-green dot” replacement service part inspection procedure was also performed.

Sublet – Bulk Supply Materials (RO and Claim Comments Required)

Sublet Code 4	Reimbursement for the repair-related bulk supply material (Do not use the BMW part numbers for claim submission)	Up to \$50.00
----------------------	--	---------------

Sublet reimbursement calculation for claiming the applicable repair-related bulk materials (BMW part numbers) is at the dealer net price amount for the full and/or proportional quantity used plus your center’s handling.

Enter this material cost in sublet and itemize the amount on the repair order and in claim comment section.

*New In-Stock Center Inventory Affected Vehicles that Require Mileage Accumulation to 170 Miles

BMW NA will provide additional sales support to compensate your center for fuel, drive time, mileage depreciation and/or a customer sales-related discount, \$500.00 in total, to support the mileage accumulation
Copyright ©2024 BMW of North America, Inc.

This will be issued via a Coupon Code at time of eContracting, or Self-Serve Funding.

This Coupon Code will be provided through your Area Team for eligible Affected Vehicles.

BMW Group's AIR Application Resource for Flat Rate Labor Operation Codes

To obtain the corresponding flat rate unit (FRU) allowance information from the BMW Group AIR application resource, start by entering the Chassis Number (the last seven (7) characters of the VIN, select the applicable Model if two or more vehicle choices show), or enter the full VIN (17 characters), click on the "Search" button. Next, click on the "Flat Rate Units" button and enter the flat rate labor operation code in the field to the right, click "Search" to display the Flat Rate Unit Group detail choices.

Vehicle Programming and Encoding – Additional Work (RO and Claim Comments Required)

This procedure automatically reprograms and encodes any vehicle control modules that do not have the latest software I-level.

If one or more control modules fail during the reprogramming procedure, claim the required consequential repair work procedures to address this issue (including performing the IRAP Control Unit Recovery first as required, refer to the SIB in AIR) under the Repair Code in this bulletin together with the corresponding labor operation codes and their flat rate unit (FRU) allowance(s), including the diagnosis* that applies.

Please explain the additional work procedures that were performed (The why and the what) on the repair order and in the claim comments.

For covered repairs that address control module failures that occurred prior to performing this reprogramming procedure, claim this work with the Repair Code listed in AIR together with the corresponding labor operation codes and their flat rate unit (FRU) allowance(s), including the diagnosis* that applies.

(*) Based on which one applies to your center, please refer to **SI B01 01 20** or **B01 07 20** for the applicable procedure for documenting, claiming, and explaining, on the RO and in the claim comments, your diagnosis work time (WT), job/repair work time (WT), and the vehicle repairs your center performed, unless otherwise required by State law.

Alternative Mobility Solution (AMS) for Vehicle Owners (RO and Claim Comments Required)

This Recall repair qualifies for Alternative Mobility Solution (AMS) expense reimbursement, claim this item under the Defect Code noted above as follows:

- Sublet Code 2 - Itemize the AMS sublet amount on the repair order and in the claim comment section.

Please refer to [SI B01 29 16](#) for additional information.

BMW Group's AIR Application Resource for Flat Rate Labor Operation Codes

To obtain the corresponding flat rate unit (FRU) allowance information from the BMW Group AIR application resource, start by entering the the Chassis Number (last seven (7) characters of the VIN), and click on the "Search" icon. If the "Vehicle Selection" window displays two or more model possible vehicle choices, select the applicable Model, or enter the full VIN (17 characters) instead to proceed. Click on the "Flat Rate Units" button and enter a flat rate labor operation code number "without spaces" in the field to the right, click on the "Search" icon to display the corresponding listing of "Flat rate unit group details" that are available and their corresponding FRU allowances.

Reimbursement of Prior Customer-Pay Repairs (TREAD Act)

Based on the issue and age of the Affected Vehicles being addressed by this Safety Recall Campaign, a reimbursement request for a qualifying prior customer-pay repair is not likely.

Copyright ©2024 BMW of North America, Inc.

However, if you should receive a reimbursement request from a customer for a repair that may qualify because it addressed the issue described in this bulletin, and it was performed **prior** to the notification of Recall, please contact the Warranty department (include a legible copy of the invoice) through IDS by selecting Coverage, Policy, Coding Questions and Mileage Corrections. The Warranty department will respond to your inquiry accordingly.

FEEDBACK REGARDING THIS BULLETIN

Technical Feedback	To submit feedback for the technical topic of this bulletin: Submit your feedback in the rating box at the top of this bulletin
Warranty Feedback	To submit feedback for the CLAIMS section of this bulletin: Submit an IDS ticket to the Warranty Department, or use the chat available in the Warranty Documentation Portal
Parts Feedback	To submit feedback for the PARTS section of this bulletin: Submit an IDS ticket to the Parts Department

Supporting Materials

[picture_as_pdf B340423 24V-104-IB-FAQ-\(08Feb2024\).pdf](#)
[picture_as_pdf B340423 Recall Notice.pdf](#)

SAFETY RECALL NOTICE

To: All Center Operators, Sales Managers, Service Managers, Parts Managers and Warranty Processors

RE: Recall **24V-104**: Integrated Brake System – B34 04 23

BMW AG has issued a Delivery Stop (effective December 20, 2023) on certain Model Year 2023 - 2024 BMW vehicles that were produced between June 29, 2022, and October 26, 2023.

As of February 8, 2024, this Delivery Stop has been upgraded to a Safety Recall

Please be reminded that it is a violation of federal law (The Safety Act) for you to sell, lease or deliver any new motor vehicle covered by this notification until the recall repair has been performed. This means that Centers may not legally deliver new motor vehicles to consumers until they are fixed or use/sell replacement equipment/parts subject to this recall. Note also that substantial civil penalties apply to violations of the Safety Act.

Also, you should not sell, lease or deliver any Certified Pre-Owned or used vehicles subject to a safety recall until the repair is completed.

Please follow any special instructions that we provide to you for the return or disposition of recall parts.

We appreciate all your assistance with this Recall.

Safety Recall
24V-104
Integrated Brake (IB)
Model Year 2023-2024
BMW 5 Series, 7 Series
BMW X1, X5, X6, X7, XM
Issue Date: 02/08/2024

Q1. Which BMW Group models in the US are potentially affected by this Safety Recall?

Certain Model Year 2023-2024 BMW 5 Series, 7 Series, X1, X5, X6, X7, and XM models in the US are potentially affected.

Q2. What is the specific issue?

The Integrated Brake (IB) system may not have been produced by the supplier according to specifications. If the IB system was not functioning properly, a warning lamp and message will be displayed in the instrument cluster. In some cases, the vehicle may not be able to be started. In some cases, there will be a reduction in power assist braking, which could lead to an extended stopping distance and increase the risk of a crash. The Antilock Brake System (ABS) and Dynamic Stability Control (DSC) system may not function, which could also affect braking performance as well as vehicle handling and control.

However, fully mechanical braking is not affected and, if the IB system is not functioning properly, the parking (emergency) brake will be automatically activated to aid in braking performance and help maintain vehicle stability and control.

If your notice any of these conditions, your vehicle may be experiencing this issue. If this occurs, you should carefully move away from traffic and pull over to a safe location as soon as possible. Do not continue to drive your vehicle. You should immediately contact BMW Roadside assistance to arrange for pickup and transportation of your vehicle to the nearest authorized BMW center.

BMW Roadside Assistance may be reached by:

- **Calling 1-800-332-4BMW (800-332-4269)**
- **Pressing your vehicle's BMW Assist SOS button**
- **Selecting BMW Roadside Assistance from the BMW Assist menu of ConnectedDrive, or with the BMW Connected app.**

If you are not the only driver of this vehicle, please advise all other drivers and passengers of this important information.

Q3. Why are other models / vehicles not included in this Safety Recall?

Other models have an Integrated Brake (IB) system that was produced to specifications by the supplier.

Q4. Can I continue to drive my vehicle?

Yes. However, when you are notified by BMW of this Safety Recall that a remedy is available, please contact an authorized BMW center to schedule an appointment as soon as possible. For the latest updates to this Safety Recall, please visit bmwusa.com/recall. **If you are not the only driver of this vehicle, please advise all other drivers of this important information.**

Q5. How did BMW Group become aware of the issue?

BMW Group became aware of the issue through its quality control procedures.

Q6. How will I be informed of this Safety Recall?

Owners of potentially affected vehicles will be notified via First Class mail advising them of this Safety Recall. When parts become available, they will receive another letter, requesting that they schedule an appointment with an authorized BMW center as soon as possible to have this Safety Recall performed. For the latest updates to this Safety Recall, please visit bmwusa.com/recall.

To ensure BMW has the most up-to-date contact and vehicle information, owners should register their vehicle at bmwusa.com/myBMW. Registration is free and will give them access to other information specific for their BMW vehicle. Alternatively, owners can visit bmwusa.com/recall and click on **"Manage recall notices and contact information"**.

Q7. How will my vehicle be remedied?

When the remedy is available, potentially affected vehicles will have the Integrated Brake (IB) system replaced for free which should take several hours.

Q8. Do I have to wait for BMW to contact me to have the remedy performed?

Yes. We are in the process of implementing this Safety Recall to ensure that the necessary parts, tools, and procedures are available. For the latest updates to this recall, please visit bmwusa.com/recall.